



AUSTRALIA

FINALIST

OFFICIAL MEDIA GUIDE OF AUSTRALIA AT THE 2014 FIFA WORLD CUP™

2014 FIFA WORLD CUP BRAZIL

OFFICIAL MEDIA GUIDE OF AUSTRALIA AT THE 2014 FIFA WORLD CUP™

Version 1

CONTENTS

Media information	2
2014 FIFA World Cup match schedule	4
Host cities	6
Brazil profile	7
2014 FIFA World Cup country profiles	8
Head-to-head	24
Australia's 2014 FIFA World Cup path	26
Referees	30
Australia's squad (preliminary)	31
Player profiles	32
Head coach profile	62
Australian staff	63
FIFA World Cup history	64
Australian national team history (and records)	66
2014 FIFA World Cup diary	100



Copyright Football Federation Australia 2014.

All rights reserved. No portion of this product may be reproduced electronically, stored in or introduced into a retrieval system, or transmitted in any form, or by any means (electronic, mechanical, photocopying, recording or otherwise), without the prior written permission of Football Federation Australia.

OFFICIAL MEDIA GUIDE OF AUSTRALIA AT THE 2014 FIFA WORLD CUP™

A publication of Football Federation Australia

Content and layout by Andrew Howe

Publication designed to print two pages to a sheet

MEDIA INFORMATION

AUSTRALIAN NATIONAL TEAM / 2014 FIFA WORLD CUP BRAZIL

KEY DATES

AEST

26 May	Warm-up friendly: Australia v South Africa (Sydney) 19:30 local/AEST	
6 June	Warm-up friendly: Australia v Croatia (Salvador, Brazil)	7 June
12 June–13 July	2014 FIFA World Cup Brazil	13 June – 14 July
12 June	2014 FIFA World Cup Opening Ceremony	
	Brazil v Croatia, opening match (Sao Paulo) 17:00 local	13 June 06:00
13 June	Australia v Chile, Group B match (Cuiaba) 18:00 local	14 June 08:00
18 June	Australia v Netherlands, Group B match (Porto Alegre) 13:00 local	19 June 02:00
23 June	Australia v Spain, Group B match (Curitiba) 13:00 local	24 June 02:00
26 June	First round ends	27 June
28 June–1 July	Round of 16 13:00 & 17:00 local	29 June – 2 July 02:00/06:00
4–5 July	Quarter finals 13:00 & 17:00 local (Brazil eastern)	5–6 July 02:00/06:00
8–9 July	Semi finals 17:00 local (Brazil eastern)	9–10 July 06:00
12 July	Third-place play-off (Brasilia) 17:00 local	13 July 06:00
13 July	Final (Rio de Janeiro) 16:00 local	14 July 05:00

TIME ZONES: WITHIN BRAZIL

2014 FIFA World Cup Brazil host cities are in two time zones.

Belo Horizonte, Brasilia, Curitiba, Fortaleza, Natal, Porto Alegre, Recife, Rio de Janeiro, Salvador & Sao Paulo are all on Brazil eastern time.

Cuiaba & Manaus are 1 hour behind Brazil eastern time

TIME DIFFERENCES:

BRAZIL (eastern) – AUSTRALIA

Brazil (eastern) time is:

13 hours behind AEST (NSW, Vic, Qld, Tas, ACT)

12.5 hours behind ACST (SA, NT)

11 hours behind AWST (WA)

2014 FIFA WORLD CUP OVERVIEW

GROUP STAGE eight groups of four teams, round robin format, top two from each group progress (48 matches)

Group A	Group B	Group C	Group D	Group E	Group F	Group G	Group H
Brazil	Spain	Colombia	Uruguay	Switzerland	Argentina	Germany	Belgium
Croatia	Netherlands	Greece	Costa Rica	Ecuador	Bosnia/Herzegovina	Portugal	Algeria
Mexico	Chile	Côte d'Ivoire	England	France	Iran	Ghana	Russia
Cameroon	Australia	Japan	Italy	Honduras	Nigeria	United States	Korea Republic

KNOCKOUT STAGES winners progress to next stage, losers eliminated (16 matches)

Round of 16 (8 matches)	→	Quarter finals (4 matches)	→	Semi finals (2 matches)	→	FINAL & 3rd-place play-off
-----------------------------------	---	--------------------------------------	---	-----------------------------------	---	--

SELECTED TECHNICAL RULES

Article 40: Format – final competition

1. The final competition shall be played in a group stage, followed by three knockout stages, the play-off for third place and the final

Articles 42–45: Knock-out stages

In the knockout stages, if, after 90 minutes, the match ends in a draw, extra time of two periods of 15 minutes each will be played. If the score is level after extra time, penalty kicks will be taken to determine the winner in accordance with the procedure described in the Laws of the Game.

Article 41 Group stage

The ranking of each team in each group will be determined as follows:

- greatest number of points obtained in all group matches;
- goal difference in all group matches;
- greatest number of goals scored in all group matches.

If two or more teams are equal on the basis of the above three criteria, their rankings will be determined as follows:

- greatest number of points obtained in the group matches between the teams concerned;
- goal difference resulting from the group matches between the teams;
- greater number of goals scored in all group matches between the teams;
- drawing of lots by the FIFA Organising Committee.

See the full 2014 FIFA World Cup regulations on www.fifa.com/worldcup

MEDIA INFORMATION

FFA MEDIA TEAM– 2014 FIFA WORLD CUP BRAZIL ROLES AND RESPONSIBILITIES

KYLE PATTERSON

FFA Corporate Communications
kyle.patterson@footballaustralia.com.au

*FFA Chairman, CEO and corporate
communications/requests*

FFA local government relations

FFA liaison with satellite TV uplink facility

FFA / AFC Asian Cup liaison

*Non-team media requests
(family, local government)*

Socceroos Matchday media support

DAVID MASON

Head of Socceroos Media Management
david.mason@footballaustralia.com.au

Socceroos Matchday Media Manager

Socceroos media and coaching staff requests

Coordination of daily media timetable

Distribution of daily media information

Team photography (FIFA/ENZO)

Match coordination meetings

Daily FIFA TV coordination

FIFA media liaison

ROB SQUILLACIOTI

Media, Social and Fan Engagement Management
robert.squillacioti@footballaustralia.com.au

Management of training ground media centre

FFA media accreditation liaison (in Brazil)

FFA social media and fan engagement

Liaison with Croatian FA regarding friendly

BEN COONAN

Socceroos TV unit cameraman and producer
media@footballaustralia.com.au

Socceroos TV and FFA website production

TV distribution and Pool camera for selected events

Socceroos Matchday media support

ADAM MARK

FFA Media management and support (Australia-based)
adam.mark@footballaustralia.com.au

*FFA Media point of contact for Australian-based
media outlets and staff*

*Media Manager of South Africa farewell match
and pre departure events*

*FFA media accreditation liaison
(prior to departure from Australia)*

2014 FIFA WORLD CUP WEB COVERAGE

www.fifa.com/worldcup
the official website of the
2014 FIFA World Cup

www.footballaustralia.com.au
the official website of
Football Federation Australia

2014 FIFA WORLD CUP AUSTRALIAN TELEVISION COVERAGE

SBS TV is Australia's official broadcaster
of the 2014 FIFA World Cup.
A complete TV broadcast schedule
is available via the SBS website
www.sbs.com.au

2014 FIFA WORLD CUP MATCH SCHEDULE

GROUP STAGE

	Local time		AEST*				Venue	#
Group A	12 Jun	5 pm	13 Jun	6 am	BRAZIL		CROATIA	Sao Paulo 1
	13 Jun	1 pm	14 Jun	2 am	MEXICO		CAMEROON	Natal 2
	17 Jun	4 pm	18 Jun	5 am	BRAZIL		MEXICO	Fortaleza 16
	18 Jun	6 pm	19 Jun	8 am	CAMEROON		CROATIA	Manaus 20
	23 Jun	5 pm	24 Jun	6 am	CAMEROON		BRAZIL	Brasilia 35
	23 Jun	5 pm	24 Jun	6 am	CROATIA		MEXICO	Recife 36
Group B	13 Jun	4 pm	14 Jun	5 am	SPAIN		NETHERLANDS	Salvador 3
	13 Jun	6 pm	14 Jun	8 am	CHILE		AUSTRALIA	Cuiaba 4
	18 Jun	1 pm	19 Jun	2 am	AUSTRALIA		NETHERLANDS	Porto Alegre 18
	18 Jun	4 pm	19 Jun	5 am	SPAIN		CHILE	Rio De Janeiro 19
	23 Jun	1 pm	24 Jun	2 am	NETHERLANDS		CHILE	Sao Paulo 33
	23 Jun	1 pm	24 Jun	2 am	AUSTRALIA		SPAIN	Curitiba 34
Group C	14 Jun	1 pm	15 Jun	2 am	COLOMBIA		GREECE	Belo Horizonte 5
	14 Jun	10 pm	15 Jun	11 am	CÔTE D'IVOIRE		JAPAN	Recife 8
	19 Jun	1 pm	20 Jun	2 am	COLOMBIA		CÔTE D'IVOIRE	Brasilia 21
	19 Jun	7 pm	20 Jun	8 am	JAPAN		GREECE	Natal 23
	24 Jun	4 pm	25 Jun	6 am	JAPAN		COLOMBIA	Cuiaba 39
	24 Jun	5 pm	25 Jun	6 am	GREECE		CÔTE D'IVOIRE	Fortaleza 40
Group D	14 Jun	4 pm	15 Jun	5 am	URUGUAY		COSTA RICA	Fortaleza 6
	14 Jun	6 pm	15 Jun	8 am	ENGLAND		ITALY	Manaus 7
	19 Jun	4 pm	20 Jun	5 am	URUGUAY		ENGLAND	Sao Paulo 22
	20 Jun	1 pm	21 Jun	2 am	ITALY		COSTA RICA	Recife 24
	24 Jun	1 pm	25 Jun	2 am	ITALY		URUGUAY	Natal 37
	24 Jun	1 pm	25 Jun	2 am	COSTA RICA		ENGLAND	Belo Horizonte 38
Group E	15 Jun	1 pm	16 Jun	2 am	SWITZERLAND		ECUADOR	Brasilia 9
	15 Jun	4 pm	16 Jun	5 am	FRANCE		HONDURAS	Porto Alegre 10
	20 Jun	4 pm	21 Jun	5 am	SWITZERLAND		FRANCE	Salvador 25
	20 Jun	7 pm	21 Jun	8 am	HONDURAS		ECUADOR	Curitiba 26
	25 Jun	4 pm	26 Jun	6 am	HONDURAS		SWITZERLAND	Manaus 43
	25 Jun	5 pm	26 Jun	6 am	ECUADOR		FRANCE	Rio De Janeiro 44
Group F	15 Jun	7 pm	16 Jun	8 am	ARGENTINA		BOSNIA/HERZEGOVINA	Rio De Janeiro 11
	16 Jun	4 pm	17 Jun	5 am	IRAN		NIGERIA	Curitiba 13
	21 Jun	1 pm	22 Jun	2 am	ARGENTINA		IRAN	Belo Horizonte 27
	21 Jun	6 pm	22 Jun	8 am	NIGERIA		BOSNIA/HERZEGOVINA	Cuiaba 29
	25 Jun	1 pm	26 Jun	2 am	NIGERIA		ARGENTINA	Porto Alegre 41
	25 Jun	1 pm	26 Jun	2 am	BOSNIA/HERZEGOVINA		IRAN	Salvador 42
Group G	16 Jun	1 pm	17 Jun	2 am	GERMANY		PORTUGAL	Salvador 12
	16 Jun	7 pm	17 Jun	8 am	GHANA		UNITED STATES	Natal 14
	21 Jun	4 pm	22 Jun	5 am	GERMANY		GHANA	Fortaleza 28
	22 Jun	6 pm	23 Jun	8 am	UNITED STATES		PORTUGAL	Manaus 32
	26 Jun	1 pm	27 Jun	2 am	PORTUGAL		GHANA	Brasilia 45
	26 Jun	1 pm	27 Jun	2 am	UNITED STATES		GERMANY	Recife 46
Group H	17 Jun	1 pm	18 Jun	2 am	BELGIUM		ALGERIA	Belo Horizonte 15
	17 Jun	6 pm	18 Jun	8 am	RUSSIA		KOREA REPUBLIC	Cuiaba 17
	22 Jun	1 pm	23 Jun	2 am	BELGIUM		RUSSIA	Rio De Janeiro 30
	22 Jun	4 pm	23 Jun	5 am	KOREA REPUBLIC		ALGERIA	Porto Alegre 31
	26 Jun	5 pm	27 Jun	6 am	KOREA REPUBLIC		BELGIUM	Sao Paulo 47
	26 Jun	5 pm	27 Jun	6 am	ALGERIA		RUSSIA	Curitiba 48

2014 FIFA WORLD CUP MATCH SCHEDULE

Group A	w	d	l	f	a	pts
Brazil						
Croatia						
Mexico						
Cameroon						

Group B	w	d	l	f	a	pts
Spain						
Netherlands						
Chile						
AUSTRALIA						

Group C	w	d	l	f	a	pts
Colombia						
Greece						
Côte d'Ivoire						
Japan						

Group D	w	d	l	f	a	pts
Uruguay						
Costa Rica						
England						
Italy						

Group E	w	d	l	f	a	pts
Switzerland						
Ecuador						
France						
Honduras						

Group F	w	d	l	f	a	pts
Argentina						
Bosnia & Herzegovina						
Iran						
Nigeria						

Group G	w	d	l	f	a	pts
Germany						
Portugal						
Ghana						
United States						

Group H	w	d	l	f	a	pts
Belgium						
Algeria						
Russia						
Korea Republic						

KNOCK-OUT STAGE

ROUND OF 16

28 Jun 1 pm	29 Jun 2 am	WINNER A		RUNNER-UP B	Belo Horizonte	Round of 16 – 1	49
28 Jun 5 pm	29 Jun 6 am	WINNER C		RUNNER-UP D	Rio De Janeiro	Round of 16 – 2	50
29 Jun 1 pm	30 Jun 2 am	WINNER B		RUNNER-UP A	Fortaleza	Round of 16 – 3	51
29 Jun 5 pm	30 Jun 6 am	WINNER D		RUNNER-UP C	Recife	Round of 16 – 4	52
30 Jun 1 pm	01 Jul 2 am	WINNER E		RUNNER-UP F	Brasilia	Round of 16 – 5	53
30 Jun 5 pm	01 Jul 6 am	WINNER G		RUNNER-UP H	Porto Alegre	Round of 16 – 6	54
01 Jul 1 pm	02 Jul 2 am	WINNER F		RUNNER-UP E	Sao Paulo	Round of 16 – 7	55
01 Jul 5 pm	02 Jul 6 am	WINNER H		RUNNER-UP G	Salvador	Round of 16 – 8	56

QUARTER FINALS

04 Jul 5 pm	05 Jul 6 am	WINNER OF 16 – 1		WINNER OF 16 – 2	Fortaleza	Quarter final 1	57
04 Jul 1 pm	05 Jul 2 am	WINNER OF 16 – 5		WINNER OF 16 – 6	Rio De Janeiro	Quarter final 2	58
05 Jul 5 pm	06 Jul 6 am	WINNER OF 16 – 3		WINNER OF 16 – 4	Salvador	Quarter final 3	59
05 Jul 1 pm	06 Jul 2 am	WINNER OF 16 – 7		WINNER OF 16 – 8	Brasilia	Quarter final 4	60

SEMI FINALS

08 Jul 5 pm	09 Jul 6 am	WINNER QUARTER 1		WINNER QUARTER 2	Belo Horizonte	Semi final 1	61
09 Jul 5 pm	10 Jul 6 am	WINNER QUARTER 3		WINNER QUARTER 4	Sao Paulo	Semi final 2	62

FOR 3RD PLACE

12 Jul 5 pm	13 Jul 6 am	LOSER SEMI 1		LOSER SEMI 2	Brasilia	For third place	63
-------------	-------------	--------------	--	--------------	----------	-----------------	----

FINAL

13 Jul 4 pm	14 Jul 5 am	WINNER SEMI 1		WINNER SEMI 2	Rio De Janeiro	Final	64
-------------	-------------	---------------	--	---------------	----------------	-------	----

Local time

AEST*

Venue

#

*AEST = Australian Eastern Standard Time. SA and NT subtract 30 minutes. WA subtract 2 hours.

HOST CITIES

Belo Horizonte – ESTADIO MINEIRAO

State: Minas Gerais Population: 2,396,000
Opened 1965, Renovated 2012
Capacity: 62,254 Club: Cruzeiro

Brasilia – ESTADIO NACIONAL

Federal District Population: 2,649,000
Opened 1974, Renovated 2013
Capacity: 69,008 Club: Brasilia FC

Cuiaba – ARENA PANTANAL

State: Mato Grosso Population: 561,000
Opened 1976, Renovated 2014
Capacity: 42,968 Clubs: Cuiaba, Mixto

Curitiba – ARENA DA BAIXADA

State: Parana Population: 1,777,000
Opened 1914, Renovated 1999
Capacity: 41,456 Club: Atletico Paranaense

Fortaleza – ESTADIO CASTELAO

State: Ceara Population: 2,500,000
Opened 1973, Renovated 2013
Capacity: 64,846 Clubs: Ceara, Fortaleza

Manaus – ARENA AMAZONIA

State: Amazonas Population: 1,862,000
Opened 1970, Renovated 2014
Capacity: 42,374 Club: Nacional FC

Natal – ESTADIO DAS DUNAS

State: Rio Grande do Norte Population: 818,000
Opened 1972, Renovated 2013
Capacity: 42,086 Club: America

Porto Alegre – ESTADIO BEIRA-RIO

State: Rio Grande do Sul Population: 1,555,000
Opened 1969, Renovated 2013
Capacity: 48,849 Club: Internacional

Recife – ARENA PERNAMBUCO

State: Pernambuco Population: 1,417,000
Opened 2014
Capacity: 44,248 Club: Nautico

Rio de Janeiro – ESTADIO DO MARACANA

State: Rio de Janeiro Population: 6,390,000
Opened 1950, Renovated 2013
Capacity: 76,804 Clubs: Flamengo, Fluminense

Salvador – ARENA FONTE NOVA

State: Bahia Population: 2,711,000
Opened 1951, Renovated 2013
Capacity: 48,747 Club: EC Bahia

Sao Paulo – ARENA DE SAO PAULO

State: Sao Paulo Population: 11,377,000
Opened 2014
Capacity: 65,807 Club: Corinthians



BRAZIL PROFILE

Geography

The largest country in South America, Brazil stretches over almost half of the continent. With a surface area of 8,547,400 km², Brazil is the world's fifth largest country in area (behind Russia, China, Canada and the United States). It covers 4,345 km from north to south between its furthest points and 4,330 km from east to west. The highest population concentrations are along the Atlantic coastlines, most notably in the two largest cities, Sao Paulo and Rio de Janeiro. The capital Brasilia is situated over 1,000 km inland.

The country is divided into five regions (Centre-West, North, Northeast, South and Southeast), which are themselves divided into 26 states plus the Federal District that houses Brazilian capital Brasília.

Population

Brazil has roughly 190 million inhabitants, making it the fifth most populated country on Earth. The Southeast region is the most heavily-populated in Brazil with almost 80 million people, roughly 40 per cent of the total. It is also the most densely-populated (84.2 inhabitants per km²) and has the highest urbanisation rate at 90 per cent.

The official language is Portuguese, however many Brazilians speak other languages according to their origins. German and Italian, for example, are fairly prevalent in the cities of the south. Almost 75 per cent of Brazilians are Catholics, whilst another 26 million are Protestants.

History & Governance

Officially, Portuguese Pedro Alvares Cabral is regarded as the discoverer of Brazil. His fleet, in search of the Indies, sailed into the South of modern-day Bahia on 22 April 1500. Since 1530, the Portuguese Crown implemented a colonising policy that lasted centuries and ended when Dom Pedro I declared the country's independence on 7 September 1822.

After 1822, Brazil was governed by an imperial dynasty until a military revolt led by Marshal Manuel Deodoro da Fonseca forced Emperor Dom Pedro II to abdicate in November 1889. The country became a republic and, despite a long period of instability and even military dictatorship between 1964 and 1985, it now enjoys the fruits of democracy.

Current President Dilma Rousseff has held the post since her inauguration on 1 January 2011.

Economy

Predominantly agrarian until recently, Brazil underwent rapid industrial growth throughout the 1960s and 1970s, and by the 1980s possessed a fundamentally modern, diversified economy. This development went hand in hand with heavy exploitation of its natural resources, in particular coal and iron ore.

Nearly a quarter of the world's coffee comes from Brazil. Brazil is also one of the foremost producers of sugar cane, used not only to make sugar but also the alcohol that fuels 2.5 million specially-designed vehicles. Production levels of ricin, cocoa, corn and oranges are among the highest in the world as well, while soy, tobacco, potato, cotton, rice, wheat, manioc and bananas are also produced in large quantities. Sheep and cattle are reared in almost every state.

The Brazilian rainforest is another source of natural riches, including tung oil, rubber, carnauba oil, carao fibre, medicinal plants, vegetable oils, resins, timber for construction and various woods used in furniture-making. Brazil has also begun mining fairly recently, again taking advantage of its abundant natural resources.

Football in Brazil

Founded in 1914, the Confederação Brasileira de Futebol (CBF) boasts a large list of honours: five FIFA World Cups, eight Copa Americas, four FIFA Under-20 World Cups, three FIFA Under-17 World Cups, two FIFA Confederations Cups, four FIFA Futsal World Cups, three FIFA Beach Soccer World Cups and dozens of continental trophies.

Famous players of Brazil over the years include Pele (whose name is almost synonymous with Brazilian sport itself), Leonidas, Garrincha, Didi, Vava, Zagallo, Tostão, Zico, Jairzinho, Carlos Alberto, Socrates, Bebeto, Romario, Cafu, Ronaldo and Roberto Carlos. Brazilian football's exceptional new talents include superstars Ronaldinho and Kaka.

Source: www.fifa.com

2014 FIFA WORLD CUP COUNTRY PROFILES

ALGERIA (Group H)

People's Democratic Republic of Algeria

Population: 39 million

Main language: Arabic

Life expectancy: 71 years

GDP per person: \$8500

Capital city: Algiers

Association founded: 1962

No. footballers / registered: 1,790,200 / 203,900

FIFA ranking (May-14): 25

Highest FIFA ranking: 19 (Nov-12+)

Continental titles: African Cup winners 1990

FIFA WORLD CUP RECORD

Participations: 4 (1982, 1986, 2010, 2014)

Best placing: Group stage

Biggest win: 3-2 v Chile (1982)

Biggest loss: 0-3 v Spain (1986)

Qualified for 2014 edition as: CAF play-off winners
(v Burkina Faso)

Australia's record against Algeria (men's)

No matches played at any level

DEMOGRAPHIC PROFILE

Australian residents born in Algeria

Population count (2011 census): 1200

0.02 per cent of overseas-born population

Age range (years) 0-14 15-24 25-64 65+
per cent distribution 3.5 3.7 77.5 15.3

Median age: 46.6 years

Sex ratio: 156.0 males per 100 females

Arrived in Australia Before 1970 1971-2000 After 2000
per cent distribution 18.5 54.4 27.0

Australian citizenship rate: 80.4 per cent

Main localities of residence: Lakemba (NSW),
Wiley Park (NSW), Belmore (NSW)

FORM GUIDE

25/05/13	Mauritania	W	1-0	Blida
02/06/13	Burkina Faso	W	2-0	Blida
09/06/13	Benin	W	3-1	Porto Novo
16/06/13	Rwanda	W	1-0	Kigali
14/08/13	Guinea	D	2-2	Blida
10/09/13	Mali	W	1-0	Blida
12/10/13	Burkina Faso	L	2-3	Ouagadougou
19/11/13	Burkina Faso	W	1-0	Blida
31/05/14	Armenia	-		Sion
04/06/14	Romania	-		Geneva

No. of matches played 12/06/13 to 12/06/14: 7

ARGENTINA (Group F)

Argentine Republic

Population: 41 million

Main language: Spanish

Life expectancy: 76 years

GDP per person: \$18700

Capital city: Buenos Aires

Association founded: 1893

No. footballers / registered: 2,658,811 / 331,811

FIFA ranking (May-14): 7

Highest FIFA ranking: 1 (Mar-07+)

Continental titles: 14 times Copa America winners

FIFA WORLD CUP RECORD

Participations: 16 (1930, 1934, 1958, 1962, 1966, 1974, 1978,
1982, 1986, 1990, 1994, 1998, 2002, 2006, 2010, 2014)

Best placing: Winners 1978, 1986

Biggest win: 6-0 v Peru (1978) & Serbia (2006)

Biggest loss: 1-6 v Czechoslovakia (1958)

Qualified for 2014 edition as:

CONMEBOL round robin winners

Australia's record against Argentina (men's)

Team	P	W	D	L
Senior	7	1	1	5
Under-23	3	1	0	2
Under-20	6	2	2	2
Under-17	6	1	2	3

DEMOGRAPHIC PROFILE

Australian residents born in Argentina

Population count (2011 census): 12000

0.2 per cent of overseas-born population

Age range (years) 0-14 15-24 25-64 65+
per cent distribution 3.0 3.9 76.1 17.0

Median age: 47.2 years

Sex ratio: 91.9 males per 100 females

Arrived in Australia Before 1970 1971-2000 After 2000
per cent distribution 7.4 73.3 19.2

Australian citizenship rate: 85.8 per cent

Main localities of residence: Bossley Park (NSW),
Endeavour Hills (Vic), Liverpool (NSW)

FORM GUIDE

14/06/13	Guatemala	W	4-0	Guatemala City
14/08/13	Italy	W	2-1	Rome
10/09/13	Paraguay	W	5-2	Asuncion
11/10/13	Peru	W	3-1	Buenos Aires
15/10/13	Uruguay	L	2-3	Montevideo
15/11/13	Ecuador	D	0-0	New York
18/11/13	Bosnia	W	2-0	St. Louis
05/03/14	Romania	D	0-0	Bucharest
04/06/14	Trinidad/Tobago	-		La Plata
07/06/14	Slovenia	-		Buenos Aires

No. of matches played 12/06/13 to 12/06/14: 10

2014 FIFA WORLD CUP COUNTRY PROFILES

AUSTRALIA (Group B)

Commonwealth of Australia

Population: 23 million

Main language: English

Life expectancy: 82 years

GDP per person: \$44500

Capital city: Canberra

Association founded: 1961

No. footballers / registered: 970,728 / 435,728

FIFA ranking (May-14): 59

Highest FIFA ranking: 14 (Sep-09)

Continental titles: 4 times Oceania Cup winners (1980, 1995, 2000, 2004)

FIFA WORLD CUP RECORD

Participations: 4 (1974, 2006, 2010, 2014)

Best placing: Round of sixteen 2006

Biggest win: 3-1 v Japan (2006)

Biggest loss: 0-4 v Germany (1974)

Qualified for 2014 edition as: AFC Group B runners-up

DEMOGRAPHIC PROFILE

Australian residents born in Australia

Population count (2011 census): 15017800

Age range (years) 0-14 15-24 25-64 65+
per cent distribution 24.2 14.7 49.2 11.9

Median age: 33.7 years

Sex ratio: 97.5 males per 100 females

Australian citizenship rate: 99.6 per cent

FORM GUIDE

20/07/13	Korea Republic	D	0-0	Seoul
25/07/13	Japan	L	2-3	Hwaseong
28/07/13	China PR	L	3-4	Seoul
07/09/13	Brazil	L	0-6	Brasilia
11/10/13	France	L	0-6	Paris
15/10/13	Canada	W	3-0	London
19/11/13	Costa Rica	W	1-0	Sydney
05/03/14	Ecuador	L	3-4	London
26/05/14	South Africa	-		Sydney
06/06/14	Croatia	-		Salvador

No. of matches played 12/06/13 to 12/06/14: 11

BELGIUM (Group H)

Kingdom of Belgium

Population: 11 million

Main languages: French, Dutch, German

Life expectancy: 81 years

GDP per person: \$38900

Capital city: Brussels

Association founded: 1895

No. footballers / registered: 816,583 / 443,383

FIFA ranking (May-14): 12

Highest FIFA ranking: 5 (Oct-13)

Continental titles: -

FIFA WORLD CUP RECORD

Participations: 12 (1930, 1934, 1938, 1954, 1970, 1982, 1986, 1990, 1994, 1998, 2002, 2014)

Best placing: Fourth 1986

Biggest win: 3-0 v El Salvador (1970)

Biggest loss: 2-5 v Germany (1934)

Qualified for 2014 edition as: UEFA Group A winners

Australia's record against Belgium (men's)
No matches played at any level

DEMOGRAPHIC PROFILE

Australian residents born in Belgium

Population count (2011 census): 5800

0.1 per cent of overseas-born population

Age range (years) 0-14 15-24 25-64 65+
per cent distribution 7.2 5.9 64.7 22.2

Median age: 49.7 years

Sex ratio: 97.2 males per 100 females

Arrived in Australia Before 1970 1971-2000 After 2000
per cent distribution 36.2 35.1 28.7

Australian citizenship rate: 65.9 per cent

Main localities of residence: Mosman (NSW), Berwick (Vic), Mount Eliza (Vic)

FORM GUIDE

14/08/13	France	D	0-0	Brussels
06/09/13	Scotland	W	2-0	Glasgow
11/10/13	Croatia	W	2-1	Zagreb
15/10/13	Wales	D	1-1	Brussels
14/11/13	Colombia	L	0-2	Brussels
19/11/13	Japan	L	2-3	Brussels
05/03/14	Côte d'Ivoire	D	2-2	Brussels
26/05/14	Luxembourg	-		Genk
01/06/14	Sweden	-		Solna
07/06/14	Tunisia	-		Brussels

No. of matches played 12/06/13 to 12/06/14: 10

2014 FIFA WORLD CUP COUNTRY PROFILES

BOSNIA & HERZEGOVINA (Group F)

Bosnia and Herzegovina

Population: 3.8 million

Main languages: Bosnian, Croatian, Serbian

Life expectancy: 76 years

GDP per person: \$9200

Capital city: Sarajevo

Association founded: 1992

No. footballers / registered: 200,240 / 69,040

FIFA ranking (May-14): 25

Highest FIFA ranking: 13 (Aug-13)

Continental titles: -

FIFA WORLD CUP RECORD

Participations: 1 (2014)

Qualified for 2014 edition as: UEFA Group G winners

**Australia's record against
Bosnia & Herzegovina (men's)**
No matches played at any level

DEMOGRAPHIC PROFILE

Australian residents born in Bosnia & Herzegovina

Population count (2011 census): 25700

0.5 per cent of overseas-born population

Age range (years)	0-14	15-24	25-64	65+
<i>per cent distribution</i>	1.4	13.3	72.0	13.3

Median age: 46.2 years

Sex ratio: 97.1 males per 100 females

Arrived in Australia	Before 1970	1971-2000	After 2000
<i>per cent distribution</i>	9.7	77.0	13.4

Australian citizenship rate: 95.7 per cent

Main localities of residence: Liverpool (NSW),
Noble Park (Vic), St Albans (Vic)

FORM GUIDE

07/06/13	Latvia	W	5-0	Riga
14/08/13	United States	L	3-4	Sarajevo
06/09/13	Slovakia	L	0-1	Zenica
10/09/13	Slovakia	W	2-1	Zilina
11/10/13	Liechtenstein	W	4-1	Zenica
15/10/13	Lithuania	W	1-0	Kaunas
18/11/13	Argentina	L	0-2	St. Louis
05/03/14	Egypt	L	0-2	Innsbruck
30/05/14	Côte d'Ivoire	-		St. Louis
03/06/14	Mexico	-		Chicago

No. of matches played 12/06/13 to 12/06/14: 9

BRAZIL (Group A)

Federal Republic of Brazil

Population: 200 million

Main language: Portuguese

Life expectancy: 74 years

GDP per person: \$11900

Capital city: Brasília

Association founded: 1914

No. footballers / registered: 13,197,733 / 2,141,733

FIFA ranking (May-14): 4

Highest FIFA ranking: 1 (Sep-93+)

Continental titles: 8 times Copa America winners

FIFA WORLD CUP RECORD

Participations: 20 (1930, 1934, 1938, 1950, 1954, 1958, 1962, 1966, 1970, 1974, 1978, 1982, 1986, 1990, 1994, 1998, 2002, 2006, 2010, 2014)

Best placing: Winners 1958, 1962, 1970, 1994, 2002

Biggest win: 7-1 v Sweden (1950)

Biggest loss: 0-3 v France (1998)

Qualified for 2014 edition as: host

Australia's record against Brazil (men's)

Team	P	W	D	L
Senior	8	1	1	6
Under-23	3	3	0	0
Under-20	11	2	4	5
Under-17	8	1	1	6

DEMOGRAPHIC PROFILE

Australian residents born in Brazil

Population count (2011 census): 14500

0.3 per cent of overseas-born population

Age range (years)	0-14	15-24	25-64	65+
<i>per cent distribution</i>	5.1	10.8	81.3	2.8

Median age: 32.1 years

Sex ratio: 87.2 males per 100 females

Arrived in Australia	Before 1970	1971-2000	After 2000
<i>per cent distribution</i>	2.8	22.4	74.8

Australian citizenship rate: 34.9 per cent

Main localities of residence: Dee Why (NSW),
Manly (NSW), Maroubra (NSW)

FORM GUIDE

22/06/13	Italy	W	4-2	Salvador
26/06/13	Uruguay	W	2-1	Belo Horizonte
30/06/13	Spain	W	3-0	Rio De Janeiro
14/08/13	Switzerland	L	0-1	Basel
07/09/13	Australia	W	6-0	Brasília
10/09/13	Portugal	W	3-1	Foxborough
05/03/14	South Africa	W	5-0	Johannesburg
05/03/14	South Africa	W	5-0	Johannesburg
03/06/14	Panama	-		Goiania
06/06/14	Serbia	-		Sao Paulo

No. of matches played 12/06/13 to 12/06/14: 12

2014 FIFA WORLD CUP COUNTRY PROFILES

CAMEROON (Group A)

Republic of Cameroon

Population: 22 million

Main languages: French, English

Life expectancy: 55 years

GDP per person: \$2300

Capital city: Yaoundé

Association founded: 1959

No. footballers / registered: 785,515 / 22,045

FIFA ranking (May-14): 50

Highest FIFA ranking: 11 (Nov-06+)

Continental titles: 4 times African Cup winners
(1984, 1988, 2000, 2002)

FIFA WORLD CUP RECORD

Participations: 7 (1982, 1990, 1994, 1998, 2002, 2010, 2014)

Best placing: Quarter-finalists 1990

Biggest win: by 1 goal (several times)

Biggest loss: 1-6 v Russia (1994)

Qualified for 2014 edition as: CAF play-off winners
(v Tunisia)

Australia's record against Cameroon (men's)

Team	P	W	D	L
Under-20	3	0	1	2

DEMOGRAPHIC PROFILE

Australian residents born in Cameroon

Population count (2011 census): 300

0.01 per cent of overseas-born population

Age range (years) 0-14 15-24 25-64 65+
per cent distribution 11.1 20.0 67.1 1.8

Median age: 32.2 years

Sex ratio: 169.2 males per 100 females

Arrived in Australia Before 1970 1971-2000 After 2000
per cent distribution 3.0 15.2 81.8

Australian citizenship rate: 37.2 per cent

Main localities of residence: South Morang (Vic),
Newnham (TAS), Coburg (Vic)

FORM GUIDE

28/07/13	Gabon	W	1-0	Yaounde
10/08/13	Gabon	L	0-1	Libreville
26/08/13	Congo DR	L	0-1	.
30/08/13	Congo DR	D	1-1	Lubumbashi
13/10/13	Tunisia	D	0-0	Rades
17/11/13	Tunisia	W	4-1	Yaounde
05/03/14	Portugal	L	1-5	Leiria
26/05/14	Macedonia	-		Kufstein
29/05/14	Paraguay	-		Kufstein
01/06/14	Germany	-		Moenchengladbach

No. of matches played 12/06/13 to 12/06/14: 11

CHILE (Group B)

Republic of Chile

Population: 18 million

Main language: Spanish

Life expectancy: 80 years

GDP per person: \$22700

Capital city: Santiago

Association founded: 1895

No. footballers / registered: 2,608,337 / 478,337

FIFA ranking (May-14): 13

Highest FIFA ranking: 6 (Apr-98)

Continental titles: 4 times Copa America runners up

FIFA WORLD CUP RECORD

Participations: 10 (1930, 1950, 1962, 1966, 1974, 1982, 1998, 2010, 2014, 2014)

Best placing: Third 1962

Biggest win: 5-2 v United States (1950)

Biggest loss: 1-4 v West Germany (1982) & Brazil (1998)

Qualified for 2014 edition as:

CONMEBOL round robin third place

Australia's record against Chile (men's)

Team	P	W	D	L
Senior	4	0	1	3
Under-23	4	1	2	1
Under-20	14	2	5	7
Under-17	8	4	3	1

DEMOGRAPHIC PROFILE

Australian residents born in Chile

Population count (2011 census): 24900

0.5 per cent of overseas-born population

Age range (years) 0-14 15-24 25-64 65+
per cent distribution 2.5 4.0 76.3 17.2

Median age: 48.4 years

Sex ratio: 91.9 males per 100 females

Arrived in Australia Before 1970 1971-2000 After 2000
per cent distribution 6.0 81.4 12.7

Australian citizenship rate: 77.8 per cent

Main localities of residence: Bossley Park (NSW),
Fairfield (NSW), Narre Warren South (Vic)

FORM GUIDE

14/08/13	Iraq	W	6-0	Brondby
06/09/13	Venezuela	W	3-0	Santiago De Chile
11/10/13	Colombia	D	3-3	Barranquilla
15/10/13	Ecuador	W	2-1	Santiago De Chile
15/11/13	England	W	2-0	London
19/11/13	Brazil	L	1-2	Toronto
22/01/14	Costa Rica	W	4-0	Coquimbo
05/03/14	Germany	L	0-1	Stuttgart
30/05/14	Egypt	-		Santiago De Chile
04/06/14	Northern Ireland	-		Valparaiso

No. of matches played 12/06/13 to 12/06/14: 10

2014 FIFA WORLD CUP COUNTRY PROFILES

COLOMBIA (Group C)

Republic of Colombia

Population: 48 million

Main language: Spanish

Life expectancy: 74 years

GDP per person: \$10600

Capital city: Bogotá

Association founded: 1924

No. footballers / registered: 3,043,229 / 291,229

FIFA ranking (May-14): 5

Highest FIFA ranking: 3 (Jul-13+)

Continental titles: Winner Copa America 2001

FIFA WORLD CUP RECORD

Participations: 5 (1962, 1990, 1994, 1998, 2014)

Best placing: Round of sixteen 1990

Biggest win: 2-0 v UAE (1990) & Switzerland (1994)

Biggest loss: 0-5 v Yugoslavia (1962)

Qualified for 2014 edition as:

CONMEBOL round robin runners-up

Australia's record against Colombia (men's)

Team	P	W	D	L
Senior	3	0	1	2
Under-20	4	1	1	2

DEMOGRAPHIC PROFILE

Australian residents born in Colombia

Population count (2011 census): 11300

0.2 per cent of overseas-born population

Age range (years) 0-14 15-24 25-64 65+
per cent distribution 4.9 12.4 79.3 3.3

Median age: 32.5 years

Sex ratio: 87.5 males per 100 females

Arrived in Australia Before 1970 1971-2000 After 2000
per cent distribution 1.0 29.7 69.2

Australian citizenship rate: 41.8 per cent

Main localities of residence: Spring Hill (Qld),
 Melbourne (Vic), Brisbane City (Qld)

FORM GUIDE

14/08/13	Serbia	W	1-0	Barcelona
06/09/13	Ecuador	W	1-0	Barranquilla
10/09/13	Uruguay	L	0-2	Montevideo
11/10/13	Chile	D	3-3	Barranquilla
15/10/13	Paraguay	W	2-1	Asuncion
14/11/13	Belgium	W	2-0	Brussels
19/11/13	Netherlands	D	0-0	Amsterdam
05/03/14	Tunisia	D	1-1	Barcelona
31/05/14	Senegal	-	-	Buenos Aires
06/06/14	Jordan	-	-	Buenos Aires

No. of matches played 12/06/13 to 12/06/14: 10

COSTA RICA (Group D)

Republic of Costa Rica

Population: 4.9 million

Main language: Spanish

Life expectancy: 80 years

GDP per person: \$12900

Capital city: San José

Association founded: 1921

No. footballers / registered: 1,084,588 / 50,588

FIFA ranking (May-14): 34

Highest FIFA ranking: 17 (May-03+)

Continental titles: 2 times CONCACAF Championship winners (1963, 1969)

FIFA WORLD CUP RECORD

Participations: 4 (1990, 2002, 2006, 2014)

Best placing: Round of sixteen 1990

Biggest win: 2-1 v Sweden (1990)

Biggest loss: 0-3 v Ecuador (2006)

Qualified for 2014 edition as:

CONCACAF fourth round runners-up

Australia's record against Costa Rica (men's)

Team	P	W	D	L
Senior	1	1	0	0
Under-23	1	1	0	0
Under-20	6	4	0	2
Under-17	1	0	0	1

DEMOGRAPHIC PROFILE

Australian residents born in Costa Rica

Population count (2011 census): 400

0.01 per cent of overseas-born population

Age range (years) 0-14 15-24 25-64 65+
per cent distribution 6.2 10.9 75.7 7.2

Median age: 34.9 years

Sex ratio: 108.1 males per 100 females

Arrived in Australia Before 1970 1971-2000 After 2000
per cent distribution 11.5 54.9 33.6

Australian citizenship rate: 74.7 per cent

Main localities of residence: Randwick (NSW),
 Annandale (NSW), Carlton (NSW)

FORM GUIDE

09/07/13	Cuba	W	3-0	Portland
13/07/13	Belize	W	1-0	Sandy
11/10/13	Honduras	L	0-1	San Pedro Sula
15/10/13	Mexico	W	2-1	San Jose
19/11/13	Australia	L	0-1	Sydney
22/01/14	Chile	L	0-4	Coquimbo
25/01/14	Korea Republic	L	0-1	Los Angeles
05/03/14	Paraguay	W	2-1	San Jose
02/06/14	Japan	-	-	Tampa
07/06/14	Rep. of Ireland	-	-	Foxborough

No. of matches played 12/06/13 to 12/06/14: 11

2014 FIFA WORLD CUP COUNTRY PROFILES

CÔTE D'IVOIRE (Group C)

Republic of Ivory Coast

Population: 20 million

Main language: French

Life expectancy: 51 years

GDP per person: \$2000

Capital city: Yamoussoukro

Association founded: 1960

No. footballers / registered: 801,700 / 23,200

FIFA ranking (May-14): 21

Highest FIFA ranking: 12 (Feb-13+)

Continental titles: African Cup winners 1992

FIFA WORLD CUP RECORD

Participations: 3 (2006, 2010, 2014)

Best placing: Group stage

Biggest win: 3-0 v Korea DPR (2010)

Biggest loss: 1-3 v Brazil (2010)

Qualified for 2014 edition as: CAF play-off winners
(v Senegal)

Australia's record against Côte d'Ivoire (men's)

Team	P	W	D	L
Under-23	1	0	0	1
Under-17	1	1	0	0

DEMOGRAPHIC PROFILE

Australian residents born in Côte d'Ivoire

Population count (2011 census): 400

0.01 per cent of overseas-born population

Age range (years)	0-14	15-24	25-64	65+
<i>per cent distribution</i>	47.3	25.3	26.7	0.7

Median age: 15.5 years

Sex ratio: 111.5 males per 100 females

Arrived in Australia	Before 1970	1971-2000	After 2000
<i>per cent distribution</i>	1.2	15.0	83.8

Australian citizenship rate: 52.5 per cent

Main localities of residence: Blacktown (NSW),
Mount Druitt (NSW), Lalor (Vic)

FORM GUIDE

16/06/13	Tanzania	W	4-2	Dar Es Salaam
06/07/13	Nigeria	L	1-4	Kaduna
27/07/13	Nigeria	W	2-0	Abidjan
14/08/13	Mexico	L	1-4	New York
07/09/13	Morocco	D	1-1	Abidjan
12/10/13	Senegal	W	3-1	Abidjan
16/11/13	Senegal	D	1-1	Casablanca
05/03/14	Belgium	D	2-2	Brussels
30/05/14	Bosnia	-	-	St. Louis
04/06/14	El Salvador	-	-	Frisco

No. of matches played 12/06/13 to 12/06/14: 10

CROATIA (Group A)

Republic of Croatia

Population: 4.3 million

Main language: Croatian

Life expectancy: 77 years

GDP per person: \$20500

Capital city: Zagreb

Association founded: 1912

No. footballers / registered: 362,514 / 109,799

FIFA ranking (May-14): 20

Highest FIFA ranking: 3 (Jan-99+)

Continental titles: -

FIFA WORLD CUP RECORD

Participations: 4 (1998, 2002, 2006, 2014)

Best placing: Third 1998

Biggest win: 3-0 v Germany (1998)

Biggest loss: 1-2 v France (1998)

Qualified for 2014 edition as: UEFA play-off winners
(v Iceland)

Australia's record against Croatia (men's)

Team	P	W	D	L
Senior	5	2	2	1
Under-23	1	1	0	0
Under-17	1	1	0	0

DEMOGRAPHIC PROFILE

Australian residents born in Croatia

Population count (2011 census): 48800

0.9 per cent of overseas-born population

Age range (years)	0-14	15-24	25-64	65+
<i>per cent distribution</i>	0.4	3.9	55.5	40.2

Median age: 61.2 years

Sex ratio: 101.5 males per 100 females

Arrived in Australia	Before 1970	1971-2000	After 2000
<i>per cent distribution</i>	57.9	36.1	6.1

Australian citizenship rate: 96.8 per cent

Main localities of residence: Liverpool (NSW),
St Albans (Vic), Bell Park (Vic)

FORM GUIDE

14/08/13	Liechtenstein	W	3-2	Vaduz
06/09/13	Serbia	D	1-1	Belgrade
10/09/13	Korea Republic	W	2-1	Jeonju
11/10/13	Belgium	L	1-2	Zagreb
15/10/13	Scotland	L	0-2	Glasgow
15/11/13	Iceland	D	0-0	Reykjavik
19/11/13	Iceland	W	2-0	Zagreb
05/03/14	Switzerland	D	2-2	St. Gall
31/05/14	Mali	-	-	Osijek
06/06/14	Australia	-	-	Salvador

No. of matches played 12/06/13 to 12/06/14: 10

2014 FIFA WORLD CUP COUNTRY PROFILES

ECUADOR (Group E)

Republic of Ecuador

Population: 16 million

Main language: Spanish

Life expectancy: 76 years

GDP per person: \$9700

Capital city: Quito

Association founded: 1925

No. footballers / registered: 1,029,655 / 30,855

FIFA ranking (May-14): 28

Highest FIFA ranking: 10 (Apr-13+)

Continental titles: -

FIFA WORLD CUP RECORD

Participations: 3 (2002, 2006, 2014)

Best placing: Round of sixteen 2006

Biggest win: 3-0 v Costa Rica (2006)

Biggest loss: 0-3 v Germany (2006)

Qualified for 2014 edition as:

CONMEBOL round robin fourth place

Australia's record against Ecuador (men's)				
Team	P	W	D	L
Senior	1	0	0	1
Under-20	1	0	1	0
Under-17	1	0	1	0

DEMOGRAPHIC PROFILE

Australian residents born in Ecuador

Population count (2011 census): 1700

0.03 per cent of overseas-born population

Age range (years) 0-14 15-24 25-64 65+
per cent distribution 4.3 9.5 71.2 15.0

Median age: 44.0 years

Sex ratio: 93.3 males per 100 females

Arrived in Australia Before 1970 1971-2000 After 2000
per cent distribution 6.0 65.2 28.9

Australian citizenship rate: 76.2 per cent

Main localities of residence: Dulwich Hill (NSW),
 Marrickville (NSW), Rosebery (NSW)

FORM GUIDE

14/08/13	Spain	L	0-2	Guayaquil
06/09/13	Colombia	L	0-1	Barranquilla
11/10/13	Uruguay	W	1-0	Quito
15/10/13	Chile	L	1-2	Santiago De Chile
15/11/13	Argentina	D	0-0	New York
19/11/13	Honduras	D	2-2	Houston
05/03/14	Australia	W	4-3	London
17/05/14	Netherlands	-	-	Amsterdam
31/05/14	Mexico	-	-	Arlington
04/06/14	England	-	-	Miami Gardens

No. of matches played 12/06/13 to 12/06/14: 10

ENGLAND (Group D)

England

Population: 53 million

Main language: English

Life expectancy: 81 years

GDP per person: \$35800

Capital city: London

Association founded: 1963

No. footballers / registered: 4,164,110 / 1,485,910

FIFA ranking (May-14): 11

Highest FIFA ranking: 3 (Jul-12+)

Continental titles: -

FIFA WORLD CUP RECORD

Participations: 14 (1950, 1954, 1958, 1962, 1966, 1970, 1982, 1986, 1990, 1998, 2002, 2006, 2010, 2014)

Best placing: Winners 1966

Biggest win: by 3 goals (several times)

Biggest loss: 2-4 v Uruguay (1954)

Qualified for 2014 edition as: UEFA Group H winners

Australia's record against England (men's)				
Team	P	W	D	L
Senior	6	1	2	3
Under-20	3	0	1	2
Under-17	1	0	0	1

DEMOGRAPHIC PROFILE

Australian residents born in England

Population count (2011 census): 911600

17.2 per cent of overseas-born population

Age range (years) 0-14 15-24 25-64 65+
per cent distribution 5.3 4.4 61.9 28.4

Median age: 53.6 years

Sex ratio: 101.7 males per 100 females

Arrived in Australia Before 1970 1971-2000 After 2000
per cent distribution 40.6 37.2 22.2

Australian citizenship rate: 68.6 per cent

Main localities of residence: Mosman (NSW),
 Berwick (Vic), Canning Vale (WA)

FORM GUIDE

06/09/13	Moldova	W	4-0	London
10/09/13	Ukraine	D	0-0	Kyiv
11/10/13	Montenegro	W	4-1	London
15/10/13	Poland	W	2-0	London
15/11/13	Chile	L	0-2	London
19/11/13	Germany	L	0-1	London
05/03/14	Denmark	W	1-0	London
30/05/14	Peru	-	-	London
04/06/14	Ecuador	-	-	Miami Gardens
07/06/14	Honduras	-	-	Miami Gardens

No. of matches played 12/06/13 to 12/06/14: 11

2014 FIFA WORLD CUP COUNTRY PROFILES

FRANCE (Group E)

French Republic

Population: 64 million

Main language: French

Life expectancy: 82 years

GDP per person: \$35800

Capital city: Paris

Association founded: 1919

No. footballers / registered: 4,190,040 / 1,794,940

FIFA ranking (May-14): 16

Highest FIFA ranking: 1 (May-01+)

Continental titles: 2 times European Championship winners (1984, 2000)

FIFA WORLD CUP RECORD

Participations: 14 (1930, 1934, 1938, 1954, 1958, 1966, 1978, 1982, 1986, 1998, 2002, 2006, 2010, 2014)

Best placing: Winners 1998

Biggest win: 7-3 v Paraguay (1958)

Biggest loss: 2-5 v Brazil (1958)

Qualified for 2014 edition as: UEFA play-off winners (v Ukraine)

Australia's record against France (men's)

Team	P	W	D	L
Senior	4	1	1	2
Under-23	1	0	0	1
Under-17	1	0	0	1

DEMOGRAPHIC PROFILE

Australian residents born in France

Population count (2011 census): 24700

0.5 per cent of overseas-born population

Age range (years) 0-14 15-24 25-64 65+
per cent distribution 6.3 9.8 69.7 14.2

Median age: 41.7 years

Sex ratio: 103.7 males per 100 females

Arrived in Australia Before 1970 1971-2000 After 2000
per cent distribution 20.7 36.5 42.7

Australian citizenship rate: 59.2 per cent

Main localities of residence: Maroubra (NSW), St Kilda (Vic), Manly (NSW)

FORM GUIDE

14/08/13	Belgium	D	0-0	Brussels
06/09/13	Georgia	D	0-0	Tbilisi
11/10/13	Australia	W	6-0	Paris
15/10/13	Finland	W	3-0	Paris/Saint-Denis
15/11/13	Ukraine	L	0-2	Kyiv
19/11/13	Ukraine	W	3-0	Saint-Denis
05/03/14	Netherlands	W	2-0	Paris/Saint-Denis
27/05/14	Norway	-	-	Paris/Saint-Denis
01/06/14	Paraguay	-	-	Nice
08/06/14	Jamaica	-	-	Lille

No. of matches played 12/06/13 to 12/06/14: 10

GERMANY (Group G)

Federal Republic of Germany

Population: 83 million

Main language: German

Life expectancy: 81 years

GDP per person: \$40400

Capital city: Berlin

Association founded: 1900

No. footballers / registered: 16,308,946 / 6,308,946

FIFA ranking (May-14): 2

Highest FIFA ranking: 1 (Aug-93+)

Continental titles: 3 times European Championship winners (1972, 1980, 1996)

FIFA WORLD CUP RECORD

Participations: 18 (1934, 1938, 1954, 1958, 1962, 1966, 1970, 1974, 1978, 1982, 1986, 1990, 1994, 1998, 2002, 2006, 2010, 2014)

Best placing: Winners 1954, 1974, 1990

Biggest win: 8-0 v Saudi Arabia (2002)

Biggest loss: 3-8 v Hungary (1954)

Qualified for 2014 edition as: UEFA Group C winners

Australia's record against Germany (men's)

Team	P	W	D	L
Senior	4	1	0	3
Under-20	3	1	1	1
Under-17	3	2	1	0

DEMOGRAPHIC PROFILE

Australian residents born in Germany

Population count (2011 census): 108000

2.0 per cent of overseas-born population

Age range (years) 0-14 15-24 25-64 65+
per cent distribution 2.5 3.9 54.8 38.8

Median age: 62.7 years

Sex ratio: 90.6 males per 100 females

Arrived in Australia Before 1970 1971-2000 After 2000
per cent distribution 58.4 25.4 16.2

Australian citizenship rate: 69.9 per cent

Main localities of residence: St Albans (Vic), Boronia (Vic), Frankston (Vic)

FORM GUIDE

14/08/13	Paraguay	D	3-3	Kaiserslautern
06/09/13	Austria	W	3-0	Munich
11/10/13	Rep. of Ireland	W	3-0	Cologne
15/10/13	Sweden	W	5-3	Solna
15/11/13	Italy	D	1-1	Milan
19/11/13	England	W	1-0	London
05/03/14	Chile	W	1-0	Stuttgart
13/05/14	Poland	-	-	Hamburg
01/06/14	Cameroon	-	-	Moenchengladbach
06/06/14	Armenia	-	-	Mainz

No. of matches played 12/06/13 to 12/06/14: 10

2014 FIFA WORLD CUP COUNTRY PROFILES

GHANA (Group G)

Republic of Ghana

Population: 26 million

Main language: English

Life expectancy: 61 years

GDP per person: \$2000

Capital city: Accra

Association founded: 1957

No. footballers / registered: 987,500 / 27,500

FIFA ranking (May-14): 38

Highest FIFA ranking: 14 (Feb-08+)

Continental titles: 4 times African Cup winners
(1963, 1965, 1978, 1982)

FIFA WORLD CUP RECORD

Participations: 3 (2006, 2010, 2014)

Best placing: Round of sixteen 2006

Biggest win: 2-0 v Czech Republic (2006)

Biggest loss: 0-3 v Brazil (2006)

Qualified for 2014 edition as: CAF play-off winners
(v Egypt)

Australia's record against Ghana (men's)

Team	P	W	D	L
Senior	7	4	2	1
Under-23	2	0	0	2
Under-17	1	0	0	1

DEMOGRAPHIC PROFILE

Australian residents born in Ghana

Population count (2011 census): 3900

0.1 per cent of overseas-born population

Age range (years) 0-14 15-24 25-64 65+
per cent distribution 12.4 13.4 71.7 2.5

Median age: 36.1 years

Sex ratio: 112.7 males per 100 females

Arrived in Australia Before 1970 1971-2000 After 2000
per cent distribution 3.6 43.3 53.1

Australian citizenship rate: 64.9 per cent

Main localities of residence: Bankstown (NSW),
Blacktown (NSW), Liverpool (NSW)

FORM GUIDE

04/01/14	Namibia	W	1-0	Windhoek
13/01/14	Congo	W	1-0	Mangaung
17/01/14	Libya	D	1-1	Mangaung
21/01/14	Ethiopia	W	1-0	Mangaung
26/01/14	Congo DR	W	1-0	Mangaung
29/01/14	Nigeria	D	0-0	Mangaung
01/02/14	Libya	D	0-0	Cape Town
05/03/14	Montenegro	L	0-1	Podgorica
31/05/14	Netherlands	-	-	Rotterdam
09/06/14	Korea Republic	-	-	Miami

No. of matches played 12/06/13 to 12/06/14: 17

GREECE (Group C)

Hellenic Republic

Population: 11 million

Main language: Greek

Life expectancy: 81 years

GDP per person: \$24700

Capital city: Athens

Association founded: 1926

No. footballers / registered: 760,621 / 359,221

FIFA ranking (May-14): 10

Highest FIFA ranking: 8 (Apr-08+)

Continental titles: European Championship winners 2004

FIFA WORLD CUP RECORD

Participations: 3 (1994, 2010, 2014)

Best placing: Group stage

Biggest win: 2-1 v Nigeria (2010)

Biggest loss: 0-4 v Argentina & Bulgaria (1994)

Qualified for 2014 edition as: UEFA play-off winners
(v Romania)

Australia's record against Greece (men's)

Team	P	W	D	L
Senior	9	3	3	3
Under-23	1	0	1	0
Under-20	1	0	0	1

DEMOGRAPHIC PROFILE

Australian residents born in Greece

Population count (2011 census): 99900

1.9 per cent of overseas-born population

Age range (years) 0-14 15-24 25-64 65+
per cent distribution 0.8 1.0 39.1 59.2

Median age: 65.2 years

Sex ratio: 95.5 males per 100 females

Arrived in Australia Before 1970 1971-2000 After 2000
per cent distribution 81.0 16.9 2.0

Australian citizenship rate: 97.3 per cent

Main localities of residence: Earlwood (NSW),
Reservoir (Vic), Marrickville (NSW)

FORM GUIDE

06/09/13	Liechtenstein	W	1-0	Vaduz
10/09/13	Latvia	W	1-0	Piraeus
11/10/13	Slovakia	W	1-0	Piraeus
15/10/13	Liechtenstein	W	2-0	Piraeus
15/11/13	Romania	W	3-1	Piraeus
19/11/13	Romania	D	1-1	Bucharest
05/03/14	Korea Republic	L	0-2	Piraeus
31/05/14	Portugal	-	-	Lisbon
03/06/14	Nigeria	-	-	Chester
06/06/14	Bolivia	-	-	Harrison

No. of matches played 12/06/13 to 12/06/14: 11

2014 FIFA WORLD CUP COUNTRY PROFILES

HONDURAS (Group E)

Republic of Honduras

Population: 8.1 million

Main language: Spanish

Life expectancy: 74 years

GDP per person: \$4200

Capital city: Tegucigalpa

Association founded: 1951

No. footballers / registered: 420,600 / 61,300

FIFA ranking (May-14): 30

Highest FIFA ranking: 20 (Sep-01)

Continental titles: CONCACAF Championship winners 1981

FIFA WORLD CUP RECORD

Participations: 3 (1982, 2010, 2014)

Best placing: Group stage

Biggest win: -

Biggest loss: 0-2 v Spain (2010)

Qualified for 2014 edition as:

CONCACAF fourth round third place

Australia's record against Honduras (men's)

Team	P	W	D	L
Under-23	1	0	0	1

DEMOGRAPHIC PROFILE

Australian residents born in Honduras

Population count (2011 census): 200

0.004 per cent of overseas-born population

Age range (years) 0-14 15-24 25-64 65+
per cent distribution 3.4 24.0 67.8 4.8

Median age: 30.7 years

Sex ratio: 94.4 males per 100 females

Arrived in Australia Before 1970 1971-2000 After 2000
per cent distribution 2.0 70.7 27.3

Australian citizenship rate: 77.4 per cent

Main localities of residence: Coffs Harbour (NSW),
 Hampton Park (Vic), Carindale (Qld)

FORM GUIDE

08/07/13	Haiti	W	2-0	Harrison
12/07/13	El Salvador	W	1-0	Miami Gardens
11/10/13	Costa Rica	W	1-0	San Pedro Sula
15/10/13	Jamaica	D	2-2	Kingston
16/11/13	Brazil	L	0-5	Miami Gardens
19/11/13	Ecuador	D	2-2	Houston
05/03/14	Venezuela	W	2-1	San Pedro Sula
29/05/14	Turkey	-	-	Washington Dc
01/06/14	Israel	-	-	Houston
07/06/14	England	-	-	Miami Gardens

No. of matches played 12/06/13 to 12/06/14: 11

IRAN (Group F)

Islamic Republic of Iran

Population: 77 million

Main language: Persian

Life expectancy: 74 years

GDP per person: \$12300

Capital city: Tehran

Association founded: 1920

No. footballers / registered: 1,806,544 / 449,644

FIFA ranking (May-14): 37

Highest FIFA ranking: 15 (Jul-05+)

Continental titles: 3 times Asian Cup winners
 (1968, 1972, 1976)

FIFA WORLD CUP RECORD

Participations: 4 (1978, 1998, 2006, 2014)

Best placing: Group stage

Biggest win: 2-1 v United States (1998)

Biggest loss: 0-3 v Netherlands (1978)

Qualified for 2014 edition as: AFC Group A winners

Australia's record against Iran (men's)

Team	P	W	D	L
Senior	7	2	2	3
Under-23	4	2	2	0
Under-20	3	2	0	1
Under-17	1	0	0	1

DEMOGRAPHIC PROFILE

Australian residents born in Iran

Population count (2011 census): 34500

0.7 per cent of overseas-born population

Age range (years) 0-14 15-24 25-64 65+
per cent distribution 6.9 11.0 73.9 8.2

Median age: 36.1 years

Sex ratio: 115.3 males per 100 females

Arrived in Australia Before 1970 1971-2000 After 2000
per cent distribution 2.1 47.2 50.7

Australian citizenship rate: 64.5 per cent

Main localities of residence: Castle Hill (NSW),
 Hornsby (NSW), Ryde (NSW)

FORM GUIDE

18/06/13	Korea Republic	W	1-0	Ulsan
15/10/13	Thailand	W	2-1	Tehran
15/11/13	Thailand	W	3-0	Bangkok
19/11/13	Lebanon	W	4-1	Beirut
03/03/14	Kuwait	W	3-2	Karaj
05/03/14	Guinea	L	1-2	Tehran
18/05/14	Belarus	-	-	Kapfenberg
26/05/14	Montenegro	-	-	Hartberg
30/05/14	Angola	-	-	Hartberg
08/06/14	Trinidad/Tobago	-	-	Sao Paulo

No. of matches played 12/06/13 to 12/06/14: 10

2014 FIFA WORLD CUP COUNTRY PROFILES

ITALY (Group D)

Italian Republic

Population: 61 million

Main language: Italian

Life expectancy: 82 years

GDP per person: \$32500

Capital city: Rome

Association founded: 1898

No. footballers / registered: 4,980,296 / 1,513,596

FIFA ranking (May-14): 9

Highest FIFA ranking: 1 (Nov-93+)

Continental titles: European Championship winners 1968

FIFA WORLD CUP RECORD

Participations: 18 (1934, 1938, 1950, 1954, 1962, 1966, 1970, 1974, 1978, 1982, 1986, 1990, 1994, 1998, 2002, 2006, 2010, 2014)

Best placing: Winners 1934, 1938, 1982, 2006

Biggest win: 7-1 v United States (1934)

Biggest loss: 1-4 v Switzerland (1954) & Brazil (1970)

Qualified for 2014 edition as: UEFA Group B winners

Australia's record against Italy (men's)				
Team	P	W	D	L
Senior	1	0	0	1
Under-23	1	0	0	1

DEMOGRAPHIC PROFILE

Australian residents born in Italy

Population count (2011 census): 185400

3.5 per cent of overseas-born population

Age range (years) 0-14 15-24 25-64 65+
per cent distribution 0.6 0.8 40.1 58.6

Median age: 65.2 years

Sex ratio: 104.7 males per 100 females

Arrived in Australia Before 1970 1971-2000 After 2000
per cent distribution 85.7 10.6 3.7

Australian citizenship rate: 80.2 per cent

Main localities of residence: Reservoir (Vic), Coburg (Vic), Fawkner (Vic)

FORM GUIDE

14/08/13	Argentina	L	1-2	Rome
06/09/13	Bulgaria	W	1-0	Palermo
10/09/13	Czech Republic	W	2-1	Turin
11/10/13	Denmark	D	2-2	Copenhagen
15/10/13	Armenia	D	2-2	Naples
15/11/13	Germany	D	1-1	Milan
18/11/13	Nigeria	D	2-2	London
05/03/14	Spain	L	0-1	Madrid
31/05/14	Rep. of Ireland	-	-	London
04/06/14	Luxembourg	-	-	Verona

No. of matches played 12/06/13 to 12/06/14: 15

JAPAN (Group C)

Japan

Population: 127 million

Main language: Japanese

Life expectancy: 84 years

GDP per person: \$35200

Capital city: Tokyo

Association founded: 1921

No. footballers / registered: 4,805,150 / 1,045,150

FIFA ranking (May-14): 47

Highest FIFA ranking: 9 (Feb-98+)

Continental titles: 4 times Asian Cup winners (1992, 2000, 2004, 2011)

FIFA WORLD CUP RECORD

Participations: 5 (1998, 2002, 2006, 2010, 2014)

Best placing: Round of sixteen 2002

Biggest win: 2-0 v Tunisia (2002)

Biggest loss: 1-4 v Brazil (2006)

Qualified for 2014 edition as: AFC Group B winners

Australia's record against Japan (men's)				
Team	P	W	D	L
Senior	22	7	8	7
Under-23	9	6	0	3
Under-20	14	5	3	6
Under-17	11	3	4	4

DEMOGRAPHIC PROFILE

Australian residents born in Japan

Population count (2011 census): 35400

0.7 per cent of overseas-born population

Age range (years) 0-14 15-24 25-64 65+
per cent distribution 10.3 9.9 74.3 5.4

Median age: 36.8 years

Sex ratio: 46.5 males per 100 females

Arrived in Australia Before 1970 1971-2000 After 2000
per cent distribution 3.6 41.4 55.0

Australian citizenship rate: 18.0 per cent

Main localities of residence: Chatswood (NSW), Southport (Qld), Surfers Paradise (Qld)

FORM GUIDE

21/07/13	China PR	D	3-3	Seoul
25/07/13	Australia	W	3-2	Hwaseong
11/10/13	Serbia	L	0-2	Novi Sad
15/10/13	Belarus	L	0-1	Minsk
16/11/13	Netherlands	D	2-2	Genk
19/11/13	Belgium	W	3-2	Brussels
05/03/14	New Zealand	W	4-2	Tokyo
27/05/14	Cyprus	-	-	Saitama
02/06/14	Costa Rica	-	-	Tampa
06/06/14	Zambia	-	-	Tampa

No. of matches played 12/06/13 to 12/06/14: 13

2014 FIFA WORLD CUP COUNTRY PROFILES

KOREA REPUBLIC (Group H)

Republic of Korea

Population: 49 million

Main language: Russian

Life expectancy: 82 years

GDP per person: \$30700

Capital city: Seoul

Association founded: 1933

No. footballers / registered: 1,094,227 / 31,127

FIFA ranking (May-14): 55

Highest FIFA ranking: 17 (Dec-98)

Continental titles: 2 times Asian Cup winners (1956, 1960)

FIFA WORLD CUP RECORD

Participations: 9 (1954, 1986, 1990, 1994, 1998, 2002, 2006, 2010, 2014)

Best placing: Fourth 2002

Biggest win: 2-0 v Poland (2002)

Biggest loss: 0-9 v Hungary (1954)

Qualified for 2014 edition as: AFC Group A runners-up

Australia's record against Korea Republic (men's)

Team	P	W	D	L
Senior	26	10	10	6
Under-23	9	1	1	7
Under-20	17	4	6	7
Under-17	2	1	0	1

DEMOGRAPHIC PROFILE

Australian residents born in Korea Republic

Population count (2011 census): 74500

1.4 per cent of overseas-born population

Age range (years) 0-14 15-24 25-64 65+
per cent distribution 9.7 17.2 68.2 4.8

Median age: 32.8 years

Sex ratio: 85.6 males per 100 females

Arrived in Australia Before 1970 1971-2000 After 2000
per cent distribution 0.2 38.4 61.4

Australian citizenship rate: 39.8 per cent

Main localities of residence: Strathfield (NSW), Lidcombe (NSW), Chatswood (NSW)

FORM GUIDE

12/10/13	Brazil	L	0-2	Seoul
15/10/13	Mali	W	3-1	Cheonan
15/11/13	Switzerland	W	2-1	Seoul
19/11/13	Russia	L	1-2	Dubai
25/01/14	Costa Rica	W	1-0	Los Angeles
29/01/14	Mexico	L	0-4	San Antonio
01/02/14	United States	L	0-2	Carson
05/03/14	Greece	W	2-0	Piraeus
28/05/14	Tunisia	-	-	Seoul
09/06/14	Ghana	-	-	Miami

No. of matches played 12/06/13 to 12/06/14: 17

MEXICO (Group A)

United Mexican States

Population: 122 million

Main language: Spanish

Life expectancy: 78 years

GDP per person: \$16700

Capital city: Mexico City

Association founded: 1927

No. footballers / registered: 8,479,595 / 324,595

FIFA ranking (May-14): 19

Highest FIFA ranking: 4 (Feb-98+)

Continental titles: 8 times CONCACAF Championship / Gold Cup winners

FIFA WORLD CUP RECORD

Participations: 15 (1930, 1950, 1954, 1958, 1962, 1966, 1970, 1978, 1986, 1994, 1998, 2002, 2006, 2010, 2014)

Best placing: Quarter-finalists 1970, 1986

Biggest win: 4-0 v El Salvador (1970)

Biggest loss: 0-6 v West Germany (1978)

Qualified for 2014 edition as: CONCACAF v OFC play-off winners (v New Zealand)

Australia's record against Mexico (men's)

Team	P	W	D	L
Senior	5	2	2	1
Under-23	2	0	2	0
Under-20	6	2	2	2
Under-17	2	1	0	1

DEMOGRAPHIC PROFILE

Australian residents born in Mexico

Population count (2011 census): 3300

0.1 per cent of overseas-born population

Age range (years) 0-14 15-24 25-64 65+
per cent distribution 9.6 10.8 75.9 3.6

Median age: 33.4 years

Sex ratio: 92.1 males per 100 females

Arrived in Australia Before 1970 1971-2000 After 2000
per cent distribution 1.7 24.8 73.5

Australian citizenship rate: 40.8 per cent

Main localities of residence: Melbourne (Vic), Sydney (NSW), Point Cook (Vic)

FORM GUIDE

15/10/13	Costa Rica	L	1-2	San Jose
13/11/13	New Zealand	W	5-1	Mexico City
20/11/13	New Zealand	W	4-2	Wellington
29/01/14	Korea Republic	W	4-0	San Antonio
05/03/14	Nigeria	D	0-0	Atlanta
02/04/14	United States	D	2-2	Glendale
28/05/14	Israel	-	-	Mexico City
31/05/14	Ecuador	-	-	Arlington
03/06/14	Bosnia	-	-	Chicago
06/06/14	Portugal	-	-	Foxborough

No. of matches played 12/06/13 to 12/06/14: 21

2014 FIFA WORLD CUP COUNTRY PROFILES

NETHERLANDS (Group B)

Kingdom of the Netherlands

Population: 17 million

Main language: Dutch

Life expectancy: 81 years

GDP per person: \$42900

Capital city: Amsterdam

Association founded: 1889

No. footballers / registered: 1,745,860 / 1,138,860

FIFA ranking (May-14): 15

Highest FIFA ranking: 1 (Aug-11)

Continental titles: European Championship winners 1988

FIFA WORLD CUP RECORD

Participations: 10 (1934, 1938, 1974, 1978, 1990, 1994, 1998, 2006, 2010, 2014)

Best placing: Runners-up 1974, 1978, 2010

Biggest win: 5-0 v Korea Republic (1998)

Biggest loss: 0-3 v Czechoslovakia (1938)

Qualified for 2014 edition as: UEFA Group D winners

Australia's record against Netherlands (men's)				
Team	P	W	D	L
Senior	3	1	2	0
Under-23	5	0	2	3
Under-20	3	0	0	3

DEMOGRAPHIC PROFILE

Australian residents born in Netherlands

Population count (2011 census): 76000

1.4 per cent of overseas-born population

Age range (years) 0-14 15-24 25-64 65+
per cent distribution 2.2 1.7 49.8 46.3

Median age: 64.1 years

Sex ratio: 103.6 males per 100 females

Arrived in Australia Before 1970 1971-2000 After 2000
per cent distribution 71.7 18.4 9.8

Australian citizenship rate: 76.0 per cent

Main localities of residence: Berwick (Vic), Pakenham (Vic), Croydon (Vic)

FORM GUIDE

06/09/13	Estonia	D	2-2	Tallinn
10/09/13	Andorra	W	2-0	Andorra La Vella
11/10/13	Hungary	W	8-1	Amsterdam
15/10/13	Turkey	W	2-0	Istanbul
16/11/13	Japan	D	2-2	Genk
19/11/13	Colombia	D	0-0	Amsterdam
05/03/14	France	L	0-2	Paris/Saint-Denis
17/05/14	Ecuador	-	-	Amsterdam
31/05/14	Ghana	-	-	Rotterdam
04/06/14	Wales	-	-	Amsterdam

No. of matches played 12/06/13 to 12/06/14: 11

NIGERIA (Group F)

Federal Republic of Nigeria

Population: 174 million

Main language: English

Life expectancy: 53 years

GDP per person: \$2700

Capital city: Abuja

Association founded: 1945

No. footballers / registered: 6,653,710 / 58,710

FIFA ranking (May-14): 44

Highest FIFA ranking: 5 (Apr-94)

Continental titles: 3 times African Cup winners (1980, 1994, 2013)

FIFA WORLD CUP RECORD

Participations: 6 (1994, 1998, 2002, 2010, 2014, 2014)

Best placing: Round of sixteen 1994, 1998

Biggest win: 3-0 v Bulgaria (1994)

Biggest loss: 1-4 v Denmark (1998)

Qualified for 2014 edition as: CAF play-off winners (v Ethiopia)

Australia's record against Nigeria (men's)				
Team	P	W	D	L
Senior	2	2	0	0
Under-23	3	1	0	2
Under-20	1	0	0	1
Under-17	5	0	0	5

DEMOGRAPHIC PROFILE

Australian residents born in Nigeria

Population count (2011 census): 4500

0.1 per cent of overseas-born population

Age range (years) 0-14 15-24 25-64 65+
per cent distribution 11.9 10.8 76.3 1.0

Median age: 36.4 years

Sex ratio: 141.0 males per 100 females

Arrived in Australia Before 1970 1971-2000 After 2000
per cent distribution 4.3 28.2 67.5

Australian citizenship rate: 52.7 per cent

Main localities of residence: Canning Vale (WA), Blacktown (NSW), Berwick (Vic)

FORM GUIDE

11/01/14	Mali	L	1-2	Cape Town
15/01/14	Mozambique	W	4-2	Cape Town
19/01/14	South Africa	W	3-1	Cape Town
25/01/14	Morocco	W	4-3	Cape Town
29/01/14	Ghana	D	0-0	Mangaung
01/02/14	Zimbabwe	W	1-0	Cape Town
05/03/14	Mexico	D	0-0	Atlanta
28/05/14	Scotland	-	-	London
03/06/14	Greece	-	-	Chester
07/06/14	United States	-	-	Jacksonville

No. of matches played 12/06/13 to 12/06/14: 23

2014 FIFA WORLD CUP COUNTRY PROFILES

PORTUGAL (Group G)

Portuguese Republic

Population: 11 million

Main language: Portuguese

Life expectancy: 80 years

GDP per person: \$25300

Capital city: Lisbon

Association founded: 1914

No. footballers / registered: 547,734 / 132,734

FIFA ranking (May-14): 3

Highest FIFA ranking: 3 (Apr-10+)

Continental titles: European Championship runners-up 2004

FIFA WORLD CUP RECORD

Participations: 6 (1966, 1986, 2002, 2006, 2010, 2014)

Best placing: Third 1966

Biggest win: 4-0 v Poland (2002)

Biggest loss: 1-3 v Morocco (1986) & Germany (2006)

Qualified for 2014 edition as: UEFA play-off winners (v Sweden)

Australia's record against Portugal (men's)

Team	P	W	D	L
Under-20	4	0	0	4
Under-17	1	0	0	1

DEMOGRAPHIC PROFILE

Australian residents born in Portugal

Population count (2011 census): 15300

0.3 per cent of overseas-born population

Age range (years) 0-14 15-24 25-64 65+
per cent distribution 1.4 2.9 73.1 22.7

Median age: 52.6 years

Sex ratio: 103.6 males per 100 females

Arrived in Australia Before 1970 1971-2000 After 2000
per cent distribution 22.5 69.4 8.2

Australian citizenship rate: 80.7 per cent

Main localities of residence: Earlwood (NSW), Marrickville (NSW), Spearwood (WA)

FORM GUIDE

06/09/13	Northern Ireland	W	4-2	Belfast
10/09/13	Brazil	L	1-3	Foxborough
11/10/13	Israel	D	1-1	Lisbon
15/10/13	Luxembourg	W	3-0	Coimbra
15/11/13	Sweden	W	1-0	Lisbon
19/11/13	Sweden	W	3-2	Solna
05/03/14	Cameroon	W	5-1	Leiria
31/05/14	Greece	-	-	Lisbon
06/06/14	Mexico	-	-	Foxborough
10/06/14	Rep. of Ireland	-	-	New York

No. of matches played 12/06/13 to 12/06/14: 11

RUSSIA (Group H)

Russian Federation

Population: 143 million

Main language: Korean

Life expectancy: 68 years

GDP per person: \$23500

Capital city: Moscow

Association founded: 1912

No. footballers / registered: 5,802,536 / 846,736

FIFA ranking (May-14): 18

Highest FIFA ranking: 3 (Apr-96+)

Continental titles: European Championship winners 1960

FIFA WORLD CUP RECORD

Participations: 10 (1958, 1962, 1966, 1970, 1982, 1986, 1990, 1994, 2002, 2014)

Best placing: Fourth 1966

Biggest win: 6-0 v Hungary (1986)

Biggest loss: 1-3 v Sweden (1994)

Qualified for 2014 edition as: UEFA Group F winners

Australia's record against Russia (men's)

Team	P	W	D	L
Senior	7	0	3	4
Under-20	5	2	2	1

DEMOGRAPHIC PROFILE

Australian residents born in Russia

Population count (2011 census): 18300

0.3 per cent of overseas-born population

Age range (years) 0-14 15-24 25-64 65+
per cent distribution 5.4 11.3 62.0 21.3

Median age: 42.0 years

Sex ratio: 59.5 males per 100 females

Arrived in Australia Before 1970 1971-2000 After 2000
per cent distribution 9.3 47.4 43.2

Australian citizenship rate: 72.0 per cent

Main localities of residence: Bentleigh East (Vic), Maroubra (NSW), Carnegie (Vic)

FORM GUIDE

06/09/13	Luxembourg	W	4-1	Kazan
10/09/13	Israel	W	3-1	St. Petersburg
11/10/13	Luxembourg	W	4-0	Luxembourg
15/10/13	Azerbaijan	D	1-1	Baku
15/11/13	Serbia	D	1-1	Dubai
19/11/13	Korea Republic	W	2-1	Dubai
05/03/14	Armenia	W	2-0	Krasnodar
26/05/14	Slovakia	-	-	St. Petersburg
31/05/14	Norway	-	-	Oslo
06/06/14	Morocco	-	-	.

No. of matches played 12/06/13 to 12/06/14: 11

2014 FIFA WORLD CUP COUNTRY PROFILES

SPAIN (Group B)

Kingdom of Spain

Population: 47 million

Main language: Spanish

Life expectancy: 82 years

GDP per person: \$32100

Capital city: Madrid

Association founded: 1913

No. footballers / registered: 2,834,190 / 653,190

FIFA ranking (May-14): 1

Highest FIFA ranking: 1 (Jul-08+)

Continental titles: 3 times European Championship winners (1964, 2008, 2012)

FIFA WORLD CUP RECORD

Participations: 14 (1934, 1950, 1962, 1966, 1978, 1982, 1986, 1990, 1994, 1998, 2002, 2006, 2010, 2014)

Best placing: Winners 2010

Biggest win: 6-1 v Bulgaria (1998)

Biggest loss: 1-6 v Brazil (1950)

Qualified for 2014 edition as: UEFA Group I winners

Australia's record against Spain (men's)				
Team	P	W	D	L
Under-23	2	0	0	2
Under-20	1	0	0	1
Under-17	1	0	1	0

DEMOGRAPHIC PROFILE

Australian residents born in Spain

Population count (2011 census): 13100

0.2 per cent of overseas-born population

Age range (years) 0-14 15-24 25-64 65+
per cent distribution 3.9 2.4 59.7 34.0

Median age: 55.7 years

Sex ratio: 99.8 males per 100 females

Arrived in Australia Before 1970 1971-2000 After 2000
per cent distribution 45.7 38.1 16.2

Australian citizenship rate: 72.9 per cent

Main localities of residence: Warrawong (NSW), Warilla (NSW), Preston (Vic)

FORM GUIDE

30/06/13	Brazil	L	0-3	Rio De Janeiro
14/08/13	Ecuador	W	2-0	Guayaquil
06/09/13	Finland	W	2-0	Helsinki
10/09/13	Chile	D	2-2	Geneva
11/10/13	Belarus	W	2-1	Palma De Mallorca
15/10/13	Georgia	W	2-0	Albacete
19/11/13	South Africa	L	0-1	Johannesburg
05/03/14	Italy	W	1-0	Madrid
30/05/14	Bolivia	-	-	Seville
07/06/14	El Salvador	-	-	Washington DC

No. of matches played 12/06/13 to 12/06/14: 14

SWITZERLAND (Group E)

Swiss Confederation

Population: 8.1 million

Main languages: French, German, Romansh, Italian

Life expectancy: 83 years

GDP per person: \$52100

Capital city: Bern

Association founded: 1895

No. footballers / registered: 571,700 / 232,700

FIFA ranking (May-14): 8

Highest FIFA ranking: 3 (Aug-93)

Continental titles: -

FIFA WORLD CUP RECORD

Participations: 10 (1934, 1938, 1950, 1954, 1962, 1966, 1994, 2006, 2010, 2014)

Best placing: Quarter-finalists 1954

Biggest win: 4-1 v Italy (1954) & Romania (1994)

Biggest loss: 0-5 v West Germany (1966)

Qualified for 2014 edition as: UEFA Group E winners

Australia's record against Switzerland (men's)				
Team	P	W	D	L
Senior	1	0	1	0
Under-23	1	0	1	0

DEMOGRAPHIC PROFILE

Australian residents born in Switzerland

Population count (2011 census): 11900

0.2 per cent of overseas-born population

Age range (years) 0-14 15-24 25-64 65+
per cent distribution 7.7 7.3 64.8 20.2

Median age: 48.4 years

Sex ratio: 106.9 males per 100 females

Arrived in Australia Before 1970 1971-2000 After 2000
per cent distribution 23.6 50.9 25.6

Australian citizenship rate: 77.4 per cent

Main localities of residence: Mosman (NSW), Buderim (Qld), Duncraig (WA)

FORM GUIDE

08/06/13	Cyprus	W	1-0	Geneva
14/08/13	Brazil	W	1-0	Basel
06/09/13	Iceland	D	4-4	Berne
10/09/13	Norway	W	2-0	Oslo
11/10/13	Albania	W	2-1	Tirana
15/10/13	Slovenia	W	1-0	Berne
15/11/13	Korea Republic	L	1-2	Seoul
05/03/14	Croatia	D	2-2	St. Gall
30/05/14	Jamaica	-	-	Lucerne
03/06/14	Peru	-	-	Lucerne

No. of matches played 12/06/13 to 12/06/14: 9

2014 FIFA WORLD CUP COUNTRY PROFILES

UNITED STATES (Group G)

United States of America

Population: 320 million

Main language: English

Life expectancy: 79 years

GDP per person: \$50000

Capital city: Washington DC

Association founded: 1913

No. footballers / registered: 24,472,778 / 4,186,778

FIFA ranking (May-14): 14

Highest FIFA ranking: 4 (Apr-06)

Continental titles: 5 times CONCACAF Gold Cup winners (1991, 2002, 2005, 2007, 2013)

FIFA WORLD CUP RECORD

Participations: 10 (1930, 1934, 1950, 1990, 1994, 1998, 2002, 2006, 2010, 2014)

Best placing: Third 1930

Biggest win: 3-0 v Belgium & Paraguay (1930)

Biggest loss: 1-7 v Italy (1934)

Qualified for 2014 edition as: CONCACAF 4th round winners

Australia's record against United States (men's)

Team	P	W	D	L
Senior	3	1	1	1
Under-23	2	1	1	0
Under-20	4	1	0	3
Under-17	10	0	5	5

DEMOGRAPHIC PROFILE

Australian residents born in United States

Population count (2011 census): 77000

1.5 per cent of overseas-born population

Age range (years) 0-14 15-24 25-64 65+
per cent distribution 15.4 11.6 64.2 8.8

Median age: 38.9 years

Sex ratio: 98.6 males per 100 females

Arrived in Australia Before 1970 1971-2000 After 2000
per cent distribution 9.5 43.5 47.0

Australian citizenship rate: 54.6 per cent

Main localities of residence: Mosman (NSW), Manly (NSW), Melbourne (Vic)

FORM GUIDE

11/10/13	Jamaica	W	2-0	Kansas City
15/10/13	Panama	W	3-2	Panama City
15/11/13	Scotland	D	0-0	Glasgow
19/11/13	Austria	L	0-1	Vienna
01/02/14	Korea Republic	W	2-0	Carson
05/03/14	Ukraine	L	0-2	Larnaca
02/04/14	Mexico	D	2-2	Glendale
27/05/14	Azerbaijan	-	-	San Francisco
01/06/14	Turkey	-	-	Harrison
07/06/14	Nigeria	-	-	Jacksonville

No. of matches played 12/06/13 to 12/06/14: 21

URUGUAY (Group D)

Oriental Republic of Uruguay

Population: 3.4 million

Main language: Spanish

Life expectancy: 77 years

GDP per person: \$16000

Capital city: Montevideo

Association founded: 1900

No. footballers / registered: 241,300 / 41,800

FIFA ranking (May-14): 6

Highest FIFA ranking: 2 (Jun-12)

Continental titles: 15 times Copa America winners

FIFA WORLD CUP RECORD

Participations: 12 (1930, 1950, 1954, 1962, 1966, 1970, 1974, 1986, 1990, 2002, 2010, 2014)

Best placing: Winners 1930, 1950

Biggest win: 8-0 v Bolivia (1950)

Biggest loss: 1-6 v Denmark (1986)

Qualified for 2014 edition as: AFC v CONMEBOL play-off winners (v Jordan)

Australia's record against Uruguay (men's)

Team	P	W	D	L
Senior	9	4	1	4
Under-20	8	2	2	4
Under-17	7	2	4	1

DEMOGRAPHIC PROFILE

Australian residents born in Uruguay

Population count (2011 census): 9200

0.2 per cent of overseas-born population

Age range (years) 0-14 15-24 25-64 65+
per cent distribution 1.0 1.7 67.6 29.7

Median age: 55.8 years

Sex ratio: 91.0 males per 100 females

Arrived in Australia Before 1970 1971-2000 After 2000
per cent distribution 11.1 83.6 5.4

Australian citizenship rate: 93.9 per cent

Main localities of residence: Bossley Park (NSW), Fairfield (NSW), Hinchinbrook (NSW)

FORM GUIDE

14/08/13	Japan	W	4-2	Rifu
06/09/13	Peru	W	2-1	Lima
10/09/13	Colombia	W	2-0	Montevideo
11/10/13	Ecuador	L	0-1	Quito
15/10/13	Argentina	W	3-2	Montevideo
13/11/13	Jordan	W	5-0	Amman
20/11/13	Jordan	D	0-0	Montevideo
05/03/14	Austria	D	1-1	Klagenfurt
30/05/14	Northern Ireland	-	-	Montevideo
04/06/14	Slovenia	-	-	Montevideo

No. of matches played 12/06/13 to 12/06/14: 15

HEAD-TO-HEAD

AUSTRALIA'S HEAD-TO-HEAD RECORD against other 2014 FIFA World Cup teams

<i>Opponent</i>	<i>Date</i>	<i>Match type</i>	<i>Venue</i>	<i>Result</i>
ALGERIA	No previous encounters			
ARGENTINA	14/07/88	Bicentennial Cup	Sydney, Australia	W 4–1
	18/06/92	Friendly	Buenos Aires, Argentina	L 0–2
	31/10/93	FIFA World Cup Qualifier	Sydney, Australia	D 1–1
	17/11/93	FIFA World Cup Qualifier	Buenos Aires, Argentina	L 0–1
	30/06/95	Friendly	Buenos Aires, Argentina	L 0–2
	18/06/05	FIFA Confederations Cup	Nuremberg, Germany	L 2–4
	11/09/07	Friendly	Melbourne, Australia	L 0–1
	Overall record: 7. W1–D1–L5			
BELGIUM	No previous encounters			
BOSNIA & HERZEGOVINA	No previous encounters			
BRAZIL	07/07/88	Bicentennial Cup	Melbourne, Australia	L 0–1
	17/07/88	Bicentennial Cup - final	Sydney, Australia	L 0–2
	20/09/88	Olympic Games	Seoul, Korea Republic	L 0–3
	14/12/97	FIFA Confederations Cup	Riyadh, Saudi Arabia	D 0–0
	21/12/97	FIFA Confederations Cup - final	Riyadh, Saudi Arabia	L 0–6
	09/06/01	FIFA Confederations Cup - 3rd place	Ulsan, Korea Republic	W 1–0
	18/06/06	FIFA World Cup - group stage	Munich, Germany	L 0–2
	07/09/13	Friendly	Brasilia, Brazil	L 0–6
	Overall record: 8. W1–D1–L6			
CAMEROON	No previous encounters			
CHILE	22/06/74	FIFA World Cup	Berlin, Germany	D 0–0
	24/04/96	Friendly	Antofagasta, Chile	L 0–3
	07/02/98	Optus World Series	Melbourne, Australia	L 0–1
	09/02/00	Four Nation Tournament	Valparaiso, Chile	L 1–2
	Overall record: 4. W0–D1–L3			
COLOMBIA	08/02/95	Friendly	Brisbane, Australia	D 0–0
	11/02/95	Friendly	Sydney, Australia	L 0–1
	28/02/01	Friendly	Bogota, Colombia	L 2–3
	Overall record: 3. W0–D1–L2			
COSTA RICA	19/11/13	Friendly	Sydney, Australia	W 1–0
	Overall record: 1. W1–D0–L0			
CÔTE D'IVOIRE	No previous encounters			
CROATIA	05/07/92	Friendly	Melbourne, Australia	W 1–0
	08/07/92	Friendly	Adelaide, Australia	W 3–1
	12/07/92	Friendly	Sydney, Australia	D 0–0
	06/06/98	Friendly	Zagreb, Croatia	L 0–7
	22/06/06	World Cup - group stage	Stuttgart, Germany	D 2–2
	06/06/14	Friendly	Salvador, Brazil	
	Overall record: 5. W2–D2–L1			
ECUADOR	05/03/14	Friendly	London, England	L 3–4
	Overall record: 1. W0–D0–L1			

HEAD-TO-HEAD

ENGLAND	31/05/80	Friendly	Sydney, Australia	L 1–2
	12/06/83	Friendly	Sydney, Australia	D 0–0
	15/06/83	Friendly	Brisbane, Australia	L 0–1
	19/06/83	Friendly	Melbourne, Australia	D 1–1
	01/06/91	Friendly	Sydney, Australia	L 0–1
	12/02/03	Friendly	London, England	W 3–1

Overall record: 6. W1–D2–L3

FRANCE	26/05/94	Kirin Cup	Kobe, Japan	L 0–1
	01/06/01	FIFA Confederations Cup	Daegu, Korea Republic	W 1–0
	11/11/01	Friendly	Melbourne, Australia	D 1–1
	11/10/13	Friendly	Paris, France	L 0–6

Overall record: 4. W1–D1–L2

GERMANY	18/06/74	FIFA World Cup (as West Germany)	Hamburg, Germany	L 0–3
	15/06/05	FIFA Confederations Cup	Frankfurt, Germany	L 3–4
	13/06/10	FIFA World Cup - group stage	Durban, South Africa	L 0–4
	29/03/11	Friendly	Monchengladbach, Germany	W 2–1

Overall record: 4. W1–D0–L3

GHANA	18/06/95	Friendly	Sydney, Australia	W 2–1
	21/06/95	Friendly	Adelaide, Australia	W 1–0
	24/06/95	Friendly	Perth, Australia	L 0–1
	14/09/96	Simba Cup	Durban, South Africa	W 2–0
	14/11/06	Friendly	London, England	D 1–1
	23/05/08	Friendly	Sydney, Australia	W 1–0
	19/06/10	FIFA World Cup - group stage	Rustenburg, South Africa	D 1–1

Overall record: 7. W4–D2–L1

GREECE	20/07/69	Friendly	Sydney, Australia	W 1–0
	23/07/69	Friendly	Brisbane, Australia	D 2–2
	26/07/69	Friendly	Melbourne, Australia	L 0–2
	17/11/70	World Tour	Athens, Greece	W 3–1
	11/06/78	Friendly	Melbourne, Australia	L 1–2
	14/06/78	Friendly	Adelaide, Australia	L 0–1
	18/06/78	Friendly	Sydney, Australia	D 1–1
	11/11/80	World Tour	Athens, Greece	D 3–3
	25/05/06	Friendly	Melbourne, Australia	W 1–0

Overall record: 9. W3–D3–L3

HONDURAS *No previous encounters*

IRAN	04/11/70	World Tour	Tehran, Iran	W 2–1
	18/08/73	FIFA World Cup Qualifier	Sydney, Australia	W 3–0
	24/08/73	FIFA World Cup Qualifier	Tehran, Iran	L 0–2
	14/08/77	FIFA World Cup Qualifier	Melbourne, Australia	L 0–1
	25/11/77	FIFA World Cup Qualifier	Tehran, Iran	L 0–1
	22/11/97	FIFA World Cup Qualifier	Tehran, Iran	D 1–1
	29/11/97	FIFA World Cup Qualifier	Melbourne, Australia	D 2–2

Overall record: 7. W2–D2–L3

ITALY	26/06/06	FIFA World Cup - round of 16	Kaiserslautern, Germany	L 0–1
--------------	----------	------------------------------	-------------------------	-------

Overall record: 1. W0–D0–L1

HEAD-TO-HEAD

JAPAN	27/11/56	Olympic Games	Melbourne, Australia	W	2–0	
	30/03/68	Friendly	Sydney, Australia	D	2–2	
	31/03/68	Friendly	Melbourne, Australia	W	3–1	
	04/04/68	Friendly	Adelaide, Australia	L	1–3	
	10/10/69	FIFA World Cup Qualifier	Seoul, Korea Republic	W	3–1	
	16/10/69	FIFA World Cup Qualifier	Seoul, Korea Republic	D	1–1	
	22/05/94	Kirin Cup	Hiroshima, Japan	D	1–1	
	29/09/94	Friendly	Tokyo, Japan	D	0–0	
	15/02/95	Friendly	Sydney, Australia	W	2–1	
	10/02/96	Friendly	Wollongong, Australia	L	1–4	
	14/02/96	Friendly	Melbourne, Australia	W	3–0	
	15/02/98	Optus World Series	Adelaide, Australia	L	0–3	
	07/06/01	FIFA Confederations Cup - semi final	Yokohama, Japan	L	0–1	
	15/08/01	AFC/OFC Cup	Shizuoka, Japan	L	0–3	
	12/06/06	FIFA World Cup - group stage	Kaiserslautern, Germany	W	3–1	
	21/07/07	AFC Asian Cup - quarter final	Hanoi, Vietnam	D	1–1	3p-4p
	11/02/09	FIFA World Cup Qualifier	Yokohama, Japan	D	0–0	
	17/06/09	FIFA World Cup Qualifier	Melbourne, Australia	W	2–1	
	29/01/11	AFC Asian Cup - final	Doha, Qatar	L	0–1	
	12/06/12	FIFA World Cup Qualifier - final round	Brisbane, Australia	D	1–1	
	04/06/13	FIFA World Cup Qualifier - final round	Saitama, Japan	D	1–1	
	25/07/13	EAFF East Asian Cup Final	Hwaseong, Australia	L	2–3	
	Overall record: 22. W7–D8–L7					
KOREA REPUBLIC	14/11/67	Vietnam National Day tournament	Ho Chi Minh City, Vietnam	W	3–2	
	14/10/69	FIFA World Cup Qualifier	Seoul, Korea Republic	W	2–1	
	20/10/69	FIFA World Cup Qualifier	Seoul, Korea Republic	D	1–1	
	22/10/72	Friendly	Seoul, Korea Republic	D	1–1	
	24/10/72	Friendly	Seoul, Korea Republic	W	2–0	
	28/10/73	FIFA World Cup Qualifier	Sydney, Australia	D	0–0	
	10/11/73	FIFA World Cup Qualifier	Seoul, Korea Republic	D	2–2	
	13/11/73	FIFA World Cup Qualifier	Hong Kong, Hong Kong	W	1–0	
	28/08/77	FIFA World Cup Qualifier	Sydney, Australia	W	2–1	
	23/10/77	FIFA World Cup Qualifier	Seoul, Korea Republic	D	0–0	
	17/10/82	Merlion Cup	Singapore, Singapore	W	3–2	
	15/12/83	Merlion Cup	Singapore, Singapore	W	3–1	
	21/06/87	Presidents Cup - final	Seoul, Korea Republic	D	1–1	4p-5p
	06/09/90	Friendly	Seoul, Korea Republic	L	0–1	
	09/09/90	Friendly	Busan, Korea Republic	L	0–1	
	14/06/91	Presidents Cup - semi final	Seoul, Korea Republic	D	0–0	3p-4p
	24/09/93	Friendly	Seoul, Korea Republic	D	1–1	
	26/09/93	Friendly	Seoul, Korea Republic	L	0–1	
	22/01/97	Optus World Series	Brisbane, Australia	W	2–1	
	11/02/98	Optus World Series	Sydney, Australia	W	1–0	
	07/10/00	LG Cup	Dubai, United Arab Emirates	L	2–4	
	03/06/01	FIFA Confederations Cup	Suwon, Korea Republic	L	0–1	
	05/09/09	Friendly	Seoul, Korea Republic	L	1–3	
	14/01/11	AFC Asian Cup - group stage	Doha, Qatar	D	1–1	
	14/11/12	Friendly	Hwaseong, Korea Republic	W	2–1	
	20/07/13	EAFF East Asian Cup Final	Seoul, Korea Republic	D	0–0	
	Overall record: 26. W10–D10–L6					

HEAD-TO-HEAD

MEXICO	01/12/70	World Tour	Mexico City, Mexico	L 0–3
	24/08/80	Friendly	Sydney, Australia	D 2–2
	26/08/80	Friendly	Melbourne, Australia	D 1–1
	12/12/97	FIFA Confederations Cup	Riyadh, Saudi Arabia	W 3–1
	30/05/01	FIFA Confederations Cup	Suwon, Korea Republic	W 2–0
Overall record: 5. W2–D2–L1				
NETHERLANDS	04/06/06	Friendly	Rotterdam, Netherlands	D 1–1
	06/09/08	Friendly	Eindhoven, Netherlands	W 2–1
	10/10/09	Friendly	Sydney, Australia	D 0–0
Overall record: 3. W1–D2–L0				
NIGERIA	22/09/88	Olympic Games	Seoul, Korea Republic	W 1–0
	17/11/07	Friendly	London, England	W 1–0
Overall record: 2. W2–D0–L0				
PORTUGAL	No previous encounters			
RUSSIA (all matches as Soviet Union)	16/11/75	Friendly	Perth, Australia	D 0–0
	20/11/75	Friendly	Adelaide, Australia	L 0–3
	23/11/75	Friendly	Melbourne, Australia	L 1–2
	26/11/75	Friendly	Brisbane, Australia	D 0–0
	30/11/75	Friendly	Sydney, Australia	L 2–3
	03/12/75	Friendly	Newcastle, Australia	D 1–1
	25/09/88	Olympic Games - quarter final	Busan, Korea Republic	L 0–3
Overall record: 7. W0–D3–L4				
SPAIN	No previous encounters			
SWITZERLAND	03/09/10	Friendly	St Gallen, Switzerland	D 0–0
Overall record: 1. W0–D1–L0				
UNITED STATES	13/06/92	Friendly	Orlando, United States	W 1–0
	06/11/98	Friendly	San Jose, United States	D 0–0
	05/06/10	Friendly	Johannesburg, South Africa	L 1–3
Overall record: 3. W1–D1–L1				
URUGUAY	25/04/74	Friendly	Melbourne, Australia	D 0–0
	27/04/74	Friendly	Sydney, Australia	W 2–0
	21/06/92	Friendly	Montevideo, Uruguay	L 0–2
	19/12/97	FIFA Confederations Cup - semi final	Riyadh, Saudi Arabia	W 1–0
	20/11/01	FIFA World Cup Qualifier	Melbourne, Australia	W 1–0
	25/11/01	FIFA World Cup Qualifier	Montevideo, Uruguay	L 0–3
	12/11/05	FIFA World Cup Qualifier	Montevideo, Uruguay	L 0–1
	16/11/05	FIFA World Cup Qualifier	Sydney, Australia	W 1–0 4p-2p
	02/06/07	Friendly	Sydney, Australia	L 1–2
Overall record: 9. W4–D1–L4				

Head to head record as at 14 May 2014

AUSTRALIA'S 2014 FIFA WORLD CUP PATH

The Asian Football Confederation (AFC) saw 43 teams playing for 4.5 berths in the 2014 FIFA World Cup, with the top four qualifying directly, and the fifth team playing in an International Play-off.

ROUNDS 1, 2

AFC qualifying started with Round 1 in June–July 2011, followed by Round 2 in July 2011.

ROUND 3

Australia commenced its campaign in Round 3. The top five Asian teams (Japan, Australia, Korea Republic, Iran and China) entered directly to Round 3 [Sep 2011 – Feb 2012], along with the 15 winners from Round 2.

Round 3 consisted of five groups of four teams, with the top two from each group advancing to the fourth qualifying round.

GROUP D – ROUND 3 RESULTS

02-Sep-11	Australia	2–1	Thailand
	Oman	0–0	Saudi Arabia
06-Sep-11	Thailand	3–0	Oman
	Saudi Arabia	1–3	Australia
11-Oct-11	Australia	3–0	Oman
	Thailand	0–0	Saudi Arabia
11-Nov-11	Oman	1–0	Australia
	Saudi Arabia	3–0	Thailand
15-Nov-11	Thailand	0–1	Australia
	Saudi Arabia	0–0	Oman
29-Feb-12	Australia	4–2	Saudi Arabia
	Oman	2–0	Thailand

GROUP D	W	D	L	F	A	Pts
Australia	5	0	1	13	5	15
Oman	2	2	2	3	6	8
Saudi Arabia	1	3	2	6	7	6
Thailand	1	1	4	4	8	4

OTHER ROUND 3 GROUPS

GROUP A	W	D	L	F	A	Pts
Iraq	5	0	1	14	4	15
Jordan	4	0	2	11	7	12
China	3	0	3	10	6	9
Singapore	0	0	6	2	20	0

GROUP B	W	D	L	F	A	Pts
Korea Republic	4	1	1	14	4	13
Lebanon	3	1	2	10	14	10
Kuwait	2	2	2	8	9	8
UAE	1	0	5	9	14	3

GROUP C	W	D	L	F	A	Pts
Uzbekistan	5	1	0	8	1	16
Japan	3	1	2	14	3	10
Korea DPR	2	1	3	3	4	7
Tajikistan	0	1	5	1	18	1

GROUP E	W	D	L	F	A	Pts
Iran	3	3	0	17	5	12
Qatar	2	4	0	10	5	10
Bahrain	2	3	1	13	7	9
Indonesia	0	0	6	3	26	0

ROUND 4

Round 4 [Jun 2012 – Jun 2013] consisted of two groups of five teams.

The top two from each group qualified directly for the 2014 FIFA World Cup.

The two third-placed teams played off for the right to play in the Intercontinental Play-off against the fifth-placed CONMEBOL team for a World Cup spot.

GROUP B – ROUND 4 RESULTS

03-Jun-12	Japan	3–0	Oman
	Jordan	1–1	Iraq
08-Jun-12	Japan	6–0	Jordan
	Oman	0–0	Australia
12-Jun-12	Australia	1–1	Japan
	Iraq	1–1	Oman
11-Sep-12	Japan	1–0	Iraq
	Jordan	2–1	Australia
16-Oct-12	Oman	2–1	Jordan
	Iraq	1–2	Australia
14-Nov-12	Oman	1–2	Japan
	Iraq	1–0	Jordan
26-Mar-13	Australia	2–2	Oman
	Jordan	2–1	Japan
04-Jun-13	Japan	1–1	Australia
	Oman	1–0	Iraq
11-Jun-13	Australia	4–0	Jordan
	Iraq	0–1	Japan
18-Jun-13	Australia	1–0	Iraq
	Jordan	1–0	Oman

GROUP B	W	D	L	F	A	Pts
Japan	5	2	1	16	5	17
Australia	3	4	1	12	7	13
Jordan	3	1	4	7	16	10
Oman	2	3	3	7	10	9
Iraq	1	2	5	4	8	5

GROUP A	W	D	L	F	A	Pts
Iran	5	1	2	8	2	16
Korea Republic	4	2	2	13	7	14
Uzbekistan	4	2	2	11	6	14
Qatar	2	1	5	5	13	7
Lebanon	1	2	5	3	12	5

ROUND 5

Jordan defeated Uzbekistan over two legs (2-2 on aggregate, 9-8 on penalties) to finish fifth in AFC qualifying.

Jordan then lost to Uruguay over two legs (0-5, 0-0) in the AFC/CONMEBOL Intercontinental Playoff.

AUSTRALIA'S 2014 FIFA WORLD CUP PATH

AUSTRALIA'S 2014 FIFA WORLD CUP QUALIFYING MATCHES – line-ups

2014 FIFA World Cup Campaign	AFC Qualifying Round 3						AFC Qualifying Round 4								Appearances	Goals
	Thailand (H) W2-1	Saudi Arabia (A) W3-1	Oman (H) W3-0	Oman (A) L0-1	Thailand (A) W1-0	Saudi Arabia (H) W4-2	Oman (A) D0-0	Japan (H) D1-1	Jordan (A) L1-2	Iraq (A) W2-1	Oman (H) D2-2	Japan (A) D1-1	Jordan (H) W4-0	Iraq (H) W1-0		
Mark Bresciano						●	●	●	●		○	●	●	●	8	1
Alex Brosque	①		○		○	②	●	●	●	●	●				9	3
Tim Cahill	●	○						●	●	①	①	●	①	●	9	3
Nick Carle						○									1	0
David Carney						○	●	●	●						4	0
Robert Cornthwaite											●				1	0
Brett Emerton	●	●		○	●	①									5	1
Adam Federici			●												1	0
James Holland										○	●				2	0
Brett Holman	●	●	①	●	①				●	●	①	●	●	●	11	3
Mile Jedinak		●	①	●	●				○	●	●				7	1
Josh Kennedy	①	②	①	●	●									①	6	5
Harry Kewell				●		①	●								3	1
Neil Kilkenny	●		○		○										3	0
Robbie Kruse	○	○	○	○	○		○	○	●	●	●	●	①	●	13	1
Matt McKay	●	●	●	●	●		●	●	●	●	●	●	●	●	13	0
Mark Milligan		○				●		○				●	●	●	6	0
Lucas Neill	●	●	●	●	●	●	●	●	●	●		●	①	●	13	1
Jade North						●	●	●							3	0
Tommy Oar										○	○	①	●	●	5	1
Sasa Ogdenovski		●				●	●	●	●			●	●	●	8	0
Tomas Rogic													○	○	2	0
Nikita Rukavytsya								○							1	0
Mark Schwarzer	●	●		●	●	●	●	●	●	●	●	●	●	●	13	0
Matthew Spiranovic	●		●	●	●	●			○	●					7	0
Archie Thompson						○	○		①	①	○	○	○	○	8	2
Michael Thwaite											●				1	0
James Troisi	○					●									2	0
Carl Valeri	●	●	●	●	●		●	●		●					8	0
Dario Vidosic												○	○		2	0
Luke Wilkshire	●	①	●	●	●		●	①	●	●	●	●	●	●	13	2
Rhys Williams			●	●											2	0
Michael Zullo		●	●		●										3	0

● = starting appearance ○ = substitute appearance # = goals scored

REFEREES

2014 FIFA WORLD CUP REFEREES

<i>Referee</i>	<i>Country</i>	<i>Age</i>	<i>Mother Tongue</i>	<i>International since</i>
Joel Aguilar	El Salvador	38	Spanish	2001
Alioum	Cameroon	32	French	2008
Daniel Bennett	South Africa	37	English	2003
Dr Felix Brych	Germany	38	German	2007
Cüneyt Çakir	Turkey	37	Turkish	2006
Noumandiez Desire Doue	Côte d'Ivoire	43	French	2004
Jonas Eriksson	Sweden	40	Swedish	2002
Alireza Faghani	Iran	36	Persian	2008
Bakary Gassama	Gambia	35	English	2007
Mark Geiger	USA	39	English	2008
Djamel Haimoudi	Algeria	43	Arabic	2004
Norbert Hauata	Tahiti	35	French	2008
Ravshan Irmatov	Uzbekistan	36	Uzbek	2003
Björn Kuipers	Netherlands	41	Dutch	2006
Walter Lopez	Guatemala	33	Spanish	2006
Milorad Mazic	Serbia	41	Serbian	2009
Svein Oddvar Moen	Norway	35	Norwegian	2005
Yuichi Nishimura	Japan	42	Japanese	2004
Peter O'Leary	New Zealand	42	English	2003
Enrique Osses	Chile	40	Spanish	2005
Nestor Pittana	Argentina	38	Spanish	2010
Pedro Proença	Portugal	43	Portuguese	2003
Sandro Ricci	Brazil	39	Portuguese	2011
Nicola Rizzoli	Italy	42	Italian	2007
Marco Rodriguez	Mexico	40	Spanish	1999
Wilmar Roldan	Colombia	34	Spanish	2008
Roberto Moreno Salazar	Panama	44	Spanish	1996
Nawaf Shukralla	Bahrain	37	Arabic	2007
Carlos Velasco Carballo	Spain	43	Spanish	2008
Carlos Alfredo Vera	Ecuador	37	Spanish	2006
Howard Webb	England	42	English	2005
Benjamin Williams	Australia	37	English	2005

AUSTRALIA'S SQUAD

2014 FIFA WORLD CUP – AUSTRALIA'S PRELIMINARY SQUAD

<i>Name</i>	<i>Age</i>	<i>Position</i>	<i>Club</i>	<i>Country</i>	<i>Caps</i>
Mark BIRIGHITTI	23	Goalkeeper	Newcastle Jets	Australia	1
Oliver BOZANIC	25	Midfielder	Luzern	Switzerland	2
Mark BRESCIANO	34	Midfielder	Al Gharafa	Qatar	73
Joshua BRILLANTE	21	Defender/Midfielder	Newcastle Jets	Australia	1
Tim CAHILL	34	Forward	New York Red Bulls	Usa	68
Jason DAVIDSON	22	Defender	Heracles Almelo	Netherlands	5
Ivan FRANJIC	26	Defender	Brisbane Roar	Australia	7
Eugene GALEKOVIC	32	Goalkeeper	Adelaide United	Australia	8
Curtis GOOD	21	Defender	Dundee United	Scotland	1
Ben HALLORAN	21	Midfielder	Fortuna Dusseldorf	Germany	–
James HOLLAND	24	Midfielder	Austria Vienna	Austria	12
Mile JEDINAK	29	Midfielder	Crystal Palace	England	43
Josh KENNEDY	31	Forward	Nagoya Grampus	Japan	36
Mitchell LANGERAK	25	Goalkeeper	Borussia Dortmund	Germany	3
Mathew LECKIE	23	Midfielder/Forward	Frankfurt 1899	Germany	6
Massimo LUONGO	21	Midfielder	Swindon Town	England	1
Ryan MCGOWAN	24	Defender	Shandong Luneng Taishan	China	8
Matt MCKAY	31	Midfielder	Brisbane Roar	Australia	45
Mark MILLIGAN	28	Midfielder	Melbourne Victory	Australia	28
Tommy OAR	22	Midfielder	Utrecht	Netherlands	13
Tom ROGIC	21	Midfielder/Forward	Melbourne Victory	Australia	9
Mat RYAN	22	Goalkeeper	Club Brugge	Belgium	5
Adam SAROTA	25	Midfielder	Utrecht	Netherlands	3
Matthew SPIRANOVIC	25	Defender/Midfielder	Western Sydney Wanderers	Australia	17
Adam TAGGART	20	Forward	Newcastle Jets	Australia	4
James TROISI	25	Forward	Melbourne Victory	Australia	9
Dario VIDOSIC	27	Midfielder/Forward	Sion	Switzerland	21
Alex WILKINSON	29	Defender	Jeonbuk Hyundai	Korea Republic	1
Luke WILKSHIRE	32	Defender/Midfielder	Dinamo Moscow	Russia	79
Bailey WRIGHT	21	Defender	Preston North End	England	–

Age and Caps (Australian A-International appearances) as at 14-May-14

Mark Birighitti

Born: 17-Apr-91, Perth

Height/Weight: 188cm/86kg

Position: Goalkeeper

Australian national team: 1 appearance [2013]

All games and goals [at 14-May-14]:

2013 CHINA

Other Australian representative honours:

U-17 2009 FIFA U-17 World Cup campaign

U-20 2009 FIFA U-20 World Cup campaign,
2011 FIFA U-20 World Cup (Colombia)

U-23 2012 Olympic Games campaign qualifiers

Junior clubs: ECU Joondalup, Perth SC

Senior club career:



Season	Club	Country	Level	Apps	Goals	Position
2006	Perth SC	Australia (WA)	State			
2006/07	WA National Training Centre					
2007	Australian Institute of Sport					
2008	Australian Institute of Sport					
2008/09	Adelaide United	Australia	1	3	0	2nd
2009/10	Adelaide United	Australia	1	0	0	10th
2010/11	Adelaide United	Australia	1	3	0	3rd
2011/12	Adelaide United	Australia	1	2	0	9th
2012/13	Newcastle Jets	Australia	1	22	0	8th
2013/14	Newcastle Jets	Australia	1	23	0	7th

Oliver Bozanic

Born: 8-Jan-89, Sydney

Height/Weight: 175cm/70kg

Position: Midfielder

Australian national team: 2 appearances [2013-2014]

All games and goals [at 14-May-14]:

2013 CANADA


2014 ECUADOR

Other Australian representative honours:

U-20 2007 FIFA U-20 World Cup campaign qualifiers,
2009 FIFA U-20 World Cup campaign qualifiers

U-23 2012 Olympic Games campaign qualifiers

Junior clubs: Avoca Beach, Parramatta Eagles (Sydney)



Senior club career:

Season	Club	Country	Level	Apps	Goals	Position
2004/05	Blacktown	Australia (NSW)	State			
2005/06	NSW Institute of Sport					
2006	Central Coast	Australia (NSW)	State			
2006/07	Reading	England	1	0	0	8th
2007/08	Reading	England	1	0	0	18th
2008/09	Woking (loan)	England	5	18	2	21st
2009/10	Cheltenham Town (loan)	England	4	4	0	22nd
2009/10	Aldershot (loan)	England	4	25	2	6th
2010/11	Central Coast Mariners	Australia	1	33	2	2nd
2011/12	Central Coast Mariners	Australia	1	23	1	1st
2012/13	Central Coast Mariners	Australia	1	15	0	2nd
2013/14*	Luzerne	Switzerland	1	26	5	5th*

* at 14 May (season incomplete)

Mark Bresciano

Born: 11-Feb-80, Melbourne

Height/Weight: 182cm/73kg

Position: Midfielder

Australian national team: 73 appearances (13 goals) [2001-2013]

All games and goals [at 14-May-14]:

2001 FRANCE, KOREA REPUBLIC, JAPAN, BRAZIL, NZ, FRANCE

2003 ENGLAND, IRELAND, JAMAICA (1 gl)

2004 VENEZUELA, SOUTH AFRICA (1 gl), TURKEY (1 gl),

TURKEY, NEW ZEALAND (1 gl), NORWAY

2005 SOUTH AFRICA, IRAQ (1 gl), SOLOMONS, SOLOMONS,

JAMAICA (1 gl), URUGUAY, URUGUAY (1 gl)

2006 GREECE, NETHERLANDS, JAPAN, BRAZIL, CROATIA,

ITALY, PARAGUAY, SAUDI ARABIA (1 gl), GHANA

2007 CHINA (1 gl), SINGAPORE, OMAN, IRAQ, THAILAND,

JAPAN, ARGENTINA

2008 QATAR (1 gl), CHINA, IRAQ, QATAR, SOUTH AFRICA,

NETHERLANDS, UZBEKISTAN, SAUDI ARABIA (1 gl)

2009 JAPAN, UZBEKISTAN, QATAR, IRELAND,

KOREA REPUBLIC, OMAN

2010 NEW ZEALAND, DENMARK, UNITED STATES, GHANA, SERBIA

2012 SAUDI ARABIA, DENMARK, OMAN, JAPAN, SCOTLAND (1 gl), LEBANON, JORDAN

2013 ROMANIA, OMAN, JAPAN, JORDAN (1 gl), IRAQ, BRAZIL, FRANCE, CANADA, COSTA RICA



Other Australian representative honours:

Schoolboy International 1996

U-17 1997 FIFA U-17 World Cup campaign qualifiers

U-20 1999 FIFA U-20 World Cup (Nigeria)

U-23 2000 Olympic Games (Sydney)

Junior club: Bulleen Veneto

Senior club career:

Season	Club	Country	Level	Apps	Goals	Position
1995	Bulleen	Australia (Vic)	State			
1996	Bulleen	Australia (Vic)	State			
1997	<i>Australian Institute of Sport</i>					
1997/98	Carlton	Australia	1	14	3	2nd
1998/99	Carlton	Australia	1	18	4	11th
1999/00	Empoli	Italy	2	17	2	9th
2000/01	Empoli	Italy	2	30	5	6th
2001/02	Empoli	Italy	2	32	9	4th
2002/03	Parma	Italy	1	23	0	5th
2003/04	Parma	Italy	1	33	8	5th
2004/05	Parma	Italy	1	34	3	18th
2005/06	Parma	Italy	1	32	8	10th
2006/07	Palermo	Italy	1	34	6	5th
2007/08	Palermo	Italy	1	26	1	11th
2008/09	Palermo	Italy	1	26	4	8th
2009/10	Palermo	Italy	1	18	1	5th
2010/11	Lazio	Italy	1	20	3	5th
2011/12	Al Nasr	UAE	1	17	10	2nd
2012/13	Al Gharafa	Qatar	1	19	1	6th
2013/14	Al Gharafa	Qatar	1	11	0	8th

Joshua Brillante

Born: 25-Mar-93, Bundaberg

Height/Weight: 175cm/73kg

Position: Defender/Midfielder

Australian national team: 1 appearance [2013]

All games and goals [at 14-May-14]:

2013 CHINA

Other Australian representative honours:

U-20 2013 FIFA U-20 World Cup (Turkey)

U-23 2016 Olympic Games campaign

Junior club: Bundaberg Waves

Senior club career:

Season	Club	Country	Level	Apps	Goals	Position
	Bundaberg Spirit	Australia (Qld)	State			
2008	<i>Qld Academy of Sport</i>					
2009/10	Gold Coast United	Australia	Youth			
2010/11	Gold Coast United	Australia	1	2	0	4th
2011/12	Gold Coast United	Australia	1	12	0	10th
2012/13	Newcastle Jets	Australia	1	22	0	8th
2013/14	Newcastle Jets	Australia	1	24	0	7th



Tim Cahill

Born: 6-Dec-79, Sydney

Height/Weight: 178cm/64kg

Position: Forward

Australian national team: 68 appearances (32 goals) [2004-2014]

67 A internationals (31 goals) / 1 non-A international (1 goal)

All games and goals [at 14-May-14]:

2004 SOUTH AFRICA, TAHITI (2 gls), FIJI (3 gls), SOLOMON ISLANDS (1 gl), NORWAY (1 gl)

2005 IRAQ, NEW ZEALAND, GERMANY, ARGENTINA, TUNISIA, SOLOMONS (1 gl), SOLOMONS, JAMAICA, URUGUAY

2006 Kloetinge (1 gl), NETHERLANDS (1 gl), LIECHTENSTEIN, JAPAN (2 gls), BRAZIL, CROATIA, ITALY, PARAGUAY, BAHRAIN

2007 DENMARK, OMAN (1 gl), IRAQ, THAILAND, JAPAN

2008 QATAR (1 gl), QATAR (1 gl), BAHRAIN

2009 JAPAN, QATAR, JAPAN (2 gls), IRELAND (2 gls), NETHERLANDS, OMAN (1 gl), OMAN

2010 NEW ZEALAND, DENMARK, USA (1 gl), GERMANY, SERBIA (1 gl), SWITZERLAND, POLAND, PARAGUAY, EGYPT

2011 INDIA (2 gls), KOREA REPUBLIC, BAHRAIN, IRAQ, UZBEKISTAN, JAPAN, WALES (1 gl), THAILAND, SAUDI ARABIA

2012 DENMARK, JAPAN, LEBANON (1 gl), JORDAN, IRAQ (1 gl)

2013 OMAN (1 gl), JAPAN, JORDAN (1 gl), IRAQ, FRANCE, COSTA RICA (1 gl)

2014 ECUADOR (2 gls)

Other Australian representative honours:

2004 Olympic Games (Athens)

Junior clubs: Balmain Police Boys Club, Marrickville Red Devils, Plumpton/Oakhurst

Senior club career:

Season	Club	Country	Level	Apps	Goals	Position
1996	Belmore Hercules	Australia (NSW)	State			
1997	Sydney United	Australia (NSW)	State			
1997/98	Millwall	England	3	1	0	18th
1998/99	Millwall	England	3	36	6	10th
1999/00	Millwall	England	3	45	12	5th
2000/01	Millwall	England	3	41	9	1st
2001/02	Millwall	England	2	43	13	4th
2002/03	Millwall	England	2	11	3	9th
2003/04	Millwall	England	2	40	9	10th
2004/05	Everton	England	1	33	11	4th
2005/06	Everton	England	1	32	6	11th
2006/07	Everton	England	1	18	5	6th
2007/08	Everton	England	1	18	7	5th
2008/09	Everton	England	1	30	8	5th
2009/10	Everton	England	1	33	8	8th
2010/11	Everton	England	1	27	9	7th
2011/12	Everton	England	1	35	2	7th
2012	New York Red Bulls	USA	1	14	1	3rd
2013	New York Red Bulls	USA	1	29	12	1st
2014*	New York Red Bulls	USA	1	7	1	4th*

* at 14 May (season incomplete)



Jason Davidson

Born: 29-Jun-91, Melbourne

Height/Weight: 180cm/72kg

Position: Defender

Australian national team: 5 appearances [2012-2014]

All games and goals [at 14-May-14]:

2012 SCOTLAND

2013 FRANCE, CANADA, COSTA RICA

2014 ECUADOR

Other Australian representative honours:

U-20 2009 FIFA U-20 World Cup train-on squad,

2011 FIFA U-20 World Cup campaign qualifiers

Junior clubs: Seiritsu Gakuen school (Japan)

Senior club career:

Season	Club	Country	Level	Apps	Goals	Position
2009	Hume City	Australia (Vic)	State			
2009/10	Pacos de Ferreira	Portugal	1	5	0	10th
2010/11	Sporting da Covilha (loan)	Portugal	2	14	0	14th
2011/12	Heracles	Netherlands	1	6	0	12th
2012/13	Heracles	Netherlands	1	10	0	12th
2013/14	Heracles	Netherlands	1	30	2	14th



PLAYER PROFILES

Ivan Franjic

Born: 10-Sep-87, Melbourne

Height/Weight: 180cm/76kg

Position: Defender

Australian national team: 7 appearances [2012-2014]

All games and goals [at 14-May-14]:

2012 HONG KONG, KOREA DPR, CHINESE TAIPEI

2013 KOREA REPUBLIC, JAPAN, COSTA RICA

2014 ECUADOR

Junior clubs: Meadow Park Eagles,
Melbourne Knights,
St Albans (Melbourne)



Senior club career:

Season	Club	Country	Level	Apps	Goals	Position
2005	St Albans	Australia (Vic)	State			
2006	St Albans	Australia (Vic)	State			
2007	Melbourne Knights	Australia (Vic)	State			
2008	Melbourne Knights	Australia (Vic)	State			
2009	Oakleigh	Australia (Vic)	State			
2009/10	Brisbane Roar	Australia	1	19	0	9th
2010/11	Brisbane Roar	Australia	1	23	2	1st
2011/12	Brisbane Roar	Australia	1	29	1	2nd
2012/13	Brisbane Roar	Australia	1	23	3	5th
2013/14	Brisbane Roar	Australia	1	20	5	1st

Eugene Galekovic

Born: 12-Jun-81, Melbourne

Height/Weight: 186cm/91kg

Position: Goalkeeper

Australian national team: 8 appearances [2009-2013]

All games and goals [at 14-May-14]:

2009 INDONESIA, KUWAIT

2010 KUWAIT, INDONESIA

2012 HONG KONG, GUAM

2013 KOREA REPUBLIC, JAPAN

Other Australian representative honours:

U-23 2004 Olympic Games (Athens)

Junior clubs: Chelsea Hajduk, Dingley, Bulleen (Melbourne)

Senior club career:

Season	Club	Country	Level	Apps	Goals	Position
1999/00	Melbourne Knights	Australia	1	0	0	12th
2000/01	Morwell Falcons	Australia	1	11	0	15th
2002/03	South Melbourne	Australia	1	15	0	7th
2003/04	South Melbourne	Australia	1	22	0	5th
2004/05	Beira Mar	Portugal	1	2	0	18th
2005/06	Melbourne Victory	Australia	1	11	0	7th
2006/07	Melbourne Victory	Australia	1	4	0	1st
2007/08	Adelaide United	Australia	1	11	0	6th
2008/09	Adelaide United	Australia	1	22	0	2nd
2009/10	Adelaide United	Australia	1	27	0	10th
2010/11	Adelaide United	Australia	1	29	0	3rd
2011/12	Adelaide United	Australia	1	25	0	9th
2012/13	Adelaide United	Australia	1	25	0	4th
2013/14	Adelaide United	Australia	1	28	0	6th



Curtis Good

Born: 23-Mar-93, Melbourne

Height/Weight: 187cm/85kg

Position: Defender

Australian national team: 1 appearance [2014]

All games and goals [at 14-May-14]:
2014 ECUADOR

Other Australian representative honours:

- U-17 2009 FIFA U-17 World Cup train-on squad
- U-20 2013 FIFA U-20 World Cup (Turkey)
- U-23 2016 Olympic Games campaign

Junior clubs: Box Hill, Knox City,
Nunawading City (Melbourne)

Senior club career:

Season	Club	Country	Level	Apps	Goals	Position
2009	<i>Vic Institute of Sport</i>					
2009/10	<i>Australian Institute of Sport</i>					
2010/11	<i>Australian Institute of Sport</i>					
2011/12	Melbourne Heart	Australia	1	24	1	6th
2012/13	Newcastle United	England	1	0	0	16th
2012/13	Bradford City	England	4	3	0	7th
2013/14	Newcastle United	England	1	0	0	10th
2013/14	Dundee United (loan)	Scotland	1	4	1	4th



Ben Halloran

Born: 14-Jun-92, Brisbane

Height/Weight: 180cm/73kg

Position: Midfielder

Australian representative honours:

U-20 2011 FIFA U-20 World Cup campaign

Junior clubs: Edge Hill (Cairns),
Brisbane Wolves



Senior club career:

Season	Club	Country	Level	Apps	Goals	Position
2009	<i>Qld Academy of Sport</i>					
2009/10	Gold Coast United	Australia	Youth			
2010/11	Gold Coast United	Australia	1	5	0	4th
2011/12	Gold Coast United	Australia	1	21	4	10th
2012/13	Brisbane Roar	Australia	1	28	4	5th
2013/14	Fortuna Dusseldorf	Germany	2	18	6	6th

James Holland

Born: 15-May-89, Sydney

Height/Weight: 180cm/70kg

Position: Midfielder

Australian national team: 12 appearances [2008-2013]

All games and goals [at 14-May-14]:

2008 SINGAPORE, GHANA, CHINA

2009 IRELAND

2010 SLOVENIA

2012 LEBANON, IRAQ, KOREA REPUBLIC

2013 ROMANIA, OMAN, FRANCE, CANADA

Other Australian representative honours:

U-20 2009 FIFA U-20 World Cup (Egypt)

U-23 2008 Olympic Games campaign,
2012 Olympic Games train-on squad

Junior clubs: Budgewoi, Parramatta Eagles Academy

Senior club career:

Season	Club	Country	Level	Apps	Goals	Position
2005/06	NSW Institute of Sport					
2007	Australian Institute of Sport					
2007/08	Newcastle Jets	Australia	1	11	3	2nd
2008/09	Newcastle Jets	Australia	1	12	0	8th
2008/09	Alkmaar	Netherlands	1	0	0	1st
2009/10	Alkmaar	Netherlands	1	0	0	5th
2010/11	Alkmaar	Netherlands	1	0	0	4th
2010/11	Sparta Rotterdam (loan)	Netherlands	2	14	2	9th
2011/12	Austria Wien	Austria	1	11	0	4th
2012/13	Austria Wien	Austria	1	34	0	1st
2013/14	Austria Wien	Austria	1	33	0	4th



Mile Jedinak

Born: 3-Aug-84, Sydney

Height/Weight: 188cm/78kg

Position: Midfielder

Australian national team: 43 appearances (4 goals) [2008-2014]

All games and goals [at 14-May-14]:

2008 SINGAPORE, GHANA, CHINA

2009 UZBEKISTAN, BAHRAIN, IRELAND, NETHERLANDS, OMAN

2010 KUWAIT, NEW ZEALAND, DENMARK, GERMANY, SLOVENIA, SWITZERLAND, POLAND, PARAGUAY, EGYPT

2011 UNITED ARAB EMIRATES, INDIA, KOREA REPUBLIC (1 gl), BAHRAIN (1 gl), IRAQ, UZBEKISTAN, JAPAN, GERMANY, SERBIA, WALES, SAUDI ARABIA, MALAYSIA, OMAN (1 gl), OMAN, THAILAND

2012 DENMARK, SCOTLAND, LEBANON, JORDAN, IRAQ

2013 OMAN, BRAZIL, FRANCE, CANADA, COSTA RICA

2014 ECUADOR© (1 gl)



Other Australian representative honours:

U-20 2003 FIFA U-20 World Cup (UAE)

Junior club: Sydney United

Senior club career:

Season	Club	Country	Level	Apps	Goals	Position
2000/01	Sydney United	Australia	1	3	0	10th
2001/02	Sydney United	Australia	1	7	1	11th
2002/03	Sydney United	Australia	1	18	2	8th
2003/04	Varteks Varazdin	Croatia	1			5th
2004/05	Sydney United	Australia (NSW)	State			
2005/06	Sydney United	Australia (NSW)	State			
2006	Sydney United	Australia (NSW)	State			
2006/07	Central Coast Mariners	Australia	1	8	0	6th
2007/08	Central Coast Mariners	Australia	1	22	2	1st
2008/09	Central Coast Mariners	Australia	1	15	6	4th
2008/09	Genclerbirligi	Turkey	1	15	1	14th
2009/10	Genclerbirligi	Turkey	1	2	0	10th
2009/10	Antalyaspor	Turkey	1	28	5	9th
2010/11	Genclerbirligi	Turkey	1	21	3	14th
2011/12	Crystal Palace	England	2	31	1	17th
2012/13	Crystal Palace	England	2	44	3	5th
2013/14	Crystal Palace	England	1	38	1	11th

Josh Kennedy

Born: 20-Aug-82, Wodonga

Height/Weight: 194cm/84kg

Position: Forward

Australian national team: 36 appearances (20 goals) [2006-2013]

35 A internationals (17 goals) / 1 non-A international (3 goals)

All games and goals [at 14-May-14]:

2006 VV Kloetinge (3 gls), LIECHTENSTEIN (1 gl), JAPAN, CROATIA

2007 ARGENTINA

2008 QATAR (1 gl), IRAQ, SOUTH AFRICA (1 gl), NETHERLANDS (1 gl), QATAR (1 gl), SAUDI ARABIA

2009 JAPAN, UZBEKISTAN (1 gl), QATAR, JAPAN, KOREA REPUBLIC, NETHERLANDS, OMAN

2010 INDONESIA, DENMARK (1 gl), UNITED STATES, GHANA, SERBIA, PARAGUAY

2011 NEW ZEALAND (2 gls), THAILAND (1 gl), SAUDI ARABIA (2 gls), MALAYSIA (2 gls), OMAN (1 gl), OMAN, THAILAND

2013 IRAQ (1 gl), BRAZIL, FRANCE, CANADA (1 gl), COSTA RICA



Other Australian representative honours:

U-17 1999 FIFA U-17 World Cup (New Zealand)

U-20 2001 FIFA U-20 World Cup (Argentina)

U-23 2004 Olympic Games campaign

Junior club: Twin City Wanderers, SS&A Boomers (Albury)

Senior club career:

Season	Club	Country	Level	Apps	Goals	Position
1999	<i>Australian Institute of Sport</i>					
1999/00	Carlton	Australia	1	4	0	3rd
2000/01	VfL Wolfsburg	Germany	1	1	0	9th
2001/02	VfL Wolfsburg	Germany	1	7	2	10th
2002/03	Stuttgart Kickers	Germany	3	23	1	15th
2003/04	Koln	Germany	1	4	0	18th
2004/05	Dynamo Dresden	Germany	2	34	9	8th
2005/06	Dynamo Dresden	Germany	2	26	7	15th
2006/07	Nurnberg	Germany	1	0	0	6th
2007/08	Nurnberg	Germany	1	12	1	16th
2007/08	Karlsruhe	Germany	1	10	4	11th
2008/09	Karlsruhe	Germany	1	23	2	17th
2009	Nagoya Grampus	Japan	1	15	6	9th
2010	Nagoya Grampus	Japan	1	31	17	1st
2011	Nagoya Grampus	Japan	1	31	19	2nd
2012	Nagoya Grampus	Japan	1	18	5	7th
2013	Nagoya Grampus	Japan	1	27	12	11th
2014*	Nagoya Grampus	Japan	1	8	4	13th*

* at 14 May (season incomplete)

Mitchell Langerak

Born: 22-Aug-88, Emerald

Height/Weight: 191cm/77kg

Position: Goalkeeper

Australian national team: 3 appearances [2013-2014]

All games and goals [at 14-May-14]:

2013 FRANCE, CANADA

2014 ECUADOR

Other Australian representative honours:

U-20 2007 FIFA U-20 World Cup campaign qualifiers

U-23 2008 Olympic Games train-on squad

Junior clubs: Tieri Tigers, Across The Waves (Qld)



Senior club career:

Season	Club	Country	Level	Apps	Goals	Position
2003	Bundaberg Waves	Australia (Qld)	State			
2004	Bundaberg Waves	Australia (Qld)	State			
2005	Bundaberg Waves	Australia (Qld)	State			
2006	Bundaberg Waves	Australia (Qld)	State			
2007	South Melbourne	Australia (Vic)	State			
2007/08	Melbourne Victory	Australia	1	1	0	5th
2008/09	Melbourne Victory	Australia	1	4	0	1st
2009/10	Melbourne Victory	Australia	1	16	0	2nd
2010/11	Borussia Dortmund	Germany	1	1	0	1st
2011/12	Borussia Dortmund	Germany	1	2	0	1st
2012/13	Borussia Dortmund	Germany	1	3	0	2nd
2013/14	Borussia Dortmund	Germany	1	4	0	2nd

Mathew Leckie

Born: 4-Feb-91, Melbourne

Height/Weight: 180cm/78kg

Position: Midfielder/Forward

Australian national team: 6 appearances (1 goal) [2012-2014]

All games and goals [at 14-May-14]:

2012 KOREA REPUBLIC

2013 ROMANIA, FRANCE, CANADA (1 gl), COSTA RICA

2014 ECUADOR

Other Australian representative honours:

U-20 2011 FIFA U-20 World Cup campaign

Junior club: Bulleen (Melbourne)



Senior club career:

Season	Club	Country	Level	Apps	Goals	Position
2007	Bulleen	Australia (Vic)	State			
2008	Bulleen	Australia (Vic)	State			
2009	Bulleen	Australia (Vic)	State			
2009/10	Adelaide United	Australia	1	20	3	10th
2010/11	Adelaide United	Australia	1	15	5	3rd
2011/12	Borussia Moenchengladbach	Germany	1	9	0	4th
2012/13	FSV Frankfurt	Germany	2	28	4	4th
2013/14	FSV Frankfurt	Germany	2	31	10	13th

Massimo Luongo

Born: 25-Sep-92, Sydney

Height/Weight: 176cm/70kg

Position: Midfielder

Australian national team: 1 appearance [2014]

All games and goals [at 14-May-14]:
2014 ECUADOR

Other Australian representative honours:

U-20 2011 FIFA U-20 World Cup campaign squad

Junior club: Apia Leichhardt (Sydney)



Senior club career:

Season	Club	Country	Level	Apps	Goals	Position
2010/11	Tottenham Hotspur	England	1	0	0	
2011/12	Tottenham Hotspur	England	1	0	0	4th
2012/13	Ipswich Town (loan)	England	2	9	0	14th
2012/13	Swindon Town (loan)	England	3	9	2	6th
2013/14	Swindon Town	England	3	44	6	8th

PLAYER PROFILES

Ryan McGowan

Born: 15-Aug-89, Adelaide

Height/Weight: 185cm/75kg

Position: Defender

Australian national team: 8 appearances [2012-2013]

All games and goals [at 14-May-14]:

2012 SCOTLAND, KOREA REPUBLIC

2013 ROMANIA, KOREA REPUBLIC, JAPAN, CHINA, BRAZIL,
COSTA RICA

Other Australian representative honours:

U-20 2007 FIFA U-20 World Cup campaign,
2009 FIFA U-20 World Cup (Egypt)

U-23 2012 Olympic Games campaign qualifiers

Junior club: Para Hills (Adelaide)



Senior club career:

Season	Club	Country	Level	Apps	Goals	Position
2004	SA Sports Institute					
2005	SA Sports Institute					
2006	SA Sports Institute					
2006/07	Heart of Midlothian	Scotland	1	0	0	4th
2007/08	Heart of Midlothian	Scotland	1	1	0	8th
2008/09	Heart of Midlothian	Scotland	1	0	0	3rd
2009/10	Ayr United (loan)	Scotland	2	28	1	10th
2010/11	Heart of Midlothian	Scotland	1	2	0	3rd
2010/11	Partick Thistle (loan)	Scotland	2	8	0	5th
2010/11	Heart of Midlothian	Scotland	1	6	0	3rd
2011/12	Heart of Midlothian	Scotland	1	28	2	6th
2012/13	Heart of Midlothian	Scotland	1	20	0	10th
2013	Shandong Luneng	China	1	29	1	2nd
2014*	Shandong Luneng	China	1	4	0	4th*

* at 14 May (season incomplete)

PLAYER PROFILES

Matt McKay

Born: 11-Jan-83, Brisbane

Height/Weight: 171cm/65kg

Position: Midfielder

Australian national team: 45 appearances (1 goal) [2006-2013]

All games and goals [at 14-May-14]:

2006 KUWAIT

2009 INDONESIA, KUWAIT

2010 INDONESIA, PARAGUAY, EGYPT

2011 UNITED ARAB EMIRATES, INDIA, KOREA REPUBLIC, BAHRAIN, IRAQ, UZBEKISTAN, JAPAN, GERMANY, NEW ZEALAND, SERBIA, WALES, THAILAND, SAUDI ARABIA, MALAYSIA, OMAN, OMAN, THAILAND

2012 DENMARK, OMAN, JAPAN, LEBANON (1 gl), JORDAN, IRAQ, HONG KONG, KOREA DPR, GUAM®, CHINESE TAIPEI

2013 ROMANIA, OMAN, JAPAN, JORDAN, IRAQ, KOREA REPUBLIC, JAPAN, CHINA®, BRAZIL, FRANCE, CANADA, COSTA RICA



Other Australian representative honours:

U-20 2003 FIFA U-20 World Cup (UAE)

U-23 2004 Olympic Games campaign qualifiers

Junior clubs: Sunnybank Saints, Mt Gravatt (Brisbane)

Senior club career:

Season	Club	Country	Level	Apps	Goals	Position
1999/00	<i>Qld Academy of Sport</i>					
2001	<i>Australian Institute of Sport</i>					
2001/02	Brisbane Strikers	Australia	1	15	0	4th
2002/03	Brisbane Strikers	Australia	1	21	1	10th
2003/04	Brisbane Strikers	Australia	1	15	1	6th
2005/06	Brisbane Roar	Australia	1	18	2	6th
2006/07	Brisbane Roar	Australia	1	20	3	5th
2007/08	Brisbane Roar	Australia	1	23	3	4th
2008/09	Brisbane Roar	Australia	1	24	5	3rd
2009	Changchun Yatai (loan)	China	1	15	0	2nd
2009/10	Brisbane Roar	Australia	1	19	2	9th
2010/11	Brisbane Roar	Australia	1	27	3	1st
2011/12	Rangers	Scotland	1	3	0	2nd
2012	Busan IPark	Korea Republic	1	27	1	6th
2013	Changchun Yatai	China	1	16	0	14th
2013/14	Brisbane Roar	Australia	1	24	1	1st

Mark Milligan

Born: 4-Aug-85, Sydney

Height/Weight: 178cm/78kg

Position: Midfielder

Australian national team: 28 appearances (2 goals) [2006-2014]

27 A internationals (2 goals) / 1 non-A international

All games and goals [at 14-May-14]:

2006 VV Kloetinge, LIECHTENSTEIN, KUWAIT, PARAGUAY

2007 THAILAND, JAPAN

2008 SOUTH AFRICA

2009 BAHRAIN, KOREA REPUBLIC

2010 INDONESIA (1 gl), NEW ZEALAND

2011 NEW ZEALAND, SAUDI ARABIA

2012 SAUDI ARABIA, DENMARK, JAPAN, HONG KONG, KOREA DPR, GUAM (1 gl)

2013 ROMANIA, JAPAN, JORDAN, IRAQ, KOREA REPUBLIC@, JAPAN@, BRAZIL, COSTA RICA

2014 ECUADOR



Other Australian representative honours:

U-20 2003 FIFA U-20 World Cup campaign qualifiers, 2005 FIFA U-20 World Cup (Netherlands)

U-23 2008 Olympic Games (Beijing)

Junior clubs: Birrong, Parramatta Eagles (Sydney)

Senior club career:

Season	Club	Country	Level	Apps	Goals	Position
2002	<i>Australian Institute of Sport</i>					
2002/03	Northern Spirit	Australia	1	2	0	6th
2003/04	Northern Spirit	Australia	1	14	1	7th
2005/06	Sydney FC	Australia	1	10	0	2nd
2006/07	Sydney FC	Australia	1	17	1	3rd
2007/08	Sydney FC	Australia	1	15	0	3rd
2008/09	Newcastle Jets	Australia	1	11	1	8th
2009	Shanghai Shenhua	China	1	21	0	6th
2010	JEF United	Japan	2	15	0	4th
2011	JEF United	Japan	2	29	1	6th
2011/12	Melbourne Victory (loan)	Australia	1	10	1	8th
2012	JEF United	Japan	2	9	2	5th
2012/13	Melbourne Victory	Australia	1	22	9	3rd
2013/14	Melbourne Victory	Australia	1	21	3	4th

Tommy Oar

Born: 10-Dec-91, Southport

Height/Weight: 172cm/66kg

Position: Midfielder

Australian national team: 13 appearances (1 goal) [2010-2014]

All games and goals [at 14-May-14]:

2010 INDONESIA, NEW ZEALAND, SWITZERLAND

2011 UNITED ARAB EMIRATES

2012 IRAQ, KOREA REPUBLIC

2013 OMAN, JAPAN (1 gl), JORDAN, IRAQ, BRAZIL, COSTA RICA

2014 ECUADOR

Other Australian representative honours:

U-20 2009 FIFA U-20 World Cup (Egypt),

2011 FIFA U-20 World Cup (Colombia)

Junior clubs: Carrara, Palm Beach (Queensland)



Senior club career:

Season	Club	Country	Level	Apps	Goals	Position
2007	Palm Beach	Australia (Qld)	State			
2008	<i>Qld Academy of Sport</i>					
2008/09	Brisbane Roar	Australia	1	5	1	3rd
2009/10	Brisbane Roar	Australia	1	18	1	9th
2010/11	Utrecht	Netherlands	1	7	0	9th
2011/12	Utrecht	Netherlands	1	18	2	11th
2012/13	Utrecht	Netherlands	1	27	1	5th
2013/14	Utrecht	Netherlands	1	31	1	10th

Tomas Rogic

Born: 16-Dec-92, Canberra

Height/Weight: 188cm/99kg

Position: Midfielder/Forward

Australian national team: 9 appearances [2012-2014]

All games and goals [at 14-May-14]:

2012 KOREA REPUBLIC, HONG KONG, KOREA DPR, GUAM

2013 JORDAN, IRAQ, BRAZIL, COSTA RICA

2014 ECUADOR

Other Australian representative honours:

U-23 2012 Olympic Games campaign qualifiers

Junior club: Tuggeranong (ACT)



Senior club career:

Season	Club	Country	Level	Apps	Goals	Position
2009	Australian National University	Australia (ACT)	State			
2010	Australian National University	Australia (ACT)	State			
2011	Belconnen	Australia (ACT)	State			
2011/12	Central Coast Mariners	Australia	1	12	2	1st
2012/13	Central Coast Mariners	Australia	1	11	3	2nd
2012/13	Celtic	Scotland	1	8	0	1st
2013/14	Celtic	Scotland	1	3	0	1st
2013/14	Melbourne Victory (loan)	Australia	1	8	0	4th

Mat Ryan

Born: 8-Apr-92, Sydney

Height/Weight: 181cm/73kg

Position: Goalkeeper

Australian national team: 5 appearances [2012-2014]

All games and goals [at 14-May-14]:

2012 KOREA DPR, CHINESE TAIPEI

2013 CANADA, COSTA RICA


2014 ECUADOR

Other Australian representative honours:

U-20 2011 FIFA U-20 World Cup train-on squad

U-23 2012 Olympic Games campaign qualifiers

Junior club: Plumpton/Oakhurst, Blacktown City (Sydney)



Senior club career:

Season	Club	Country	Level	Apps	Goals	Position
2009	Blacktown City	Australia (NSW)	State			
2009/10	Central Coast Mariners	Australia	Youth			
2010/11	Central Coast Mariners	Australia	1	31	0	2nd
2011/12	Central Coast Mariners	Australia	1	24	0	1st
2012/13	Central Coast Mariners	Australia	1	25	0	2nd
2013/14*	Club Brugge	Belgium	1	38	0	2nd*

* at 14 May (season incomplete)

Adam Sarota

Born: 28-Dec-88, Gordonvale (Cairns)

Height/Weight: 182cm/73kg

Position: Midfielder

Australian national team: 3 appearances [2011-2012]

All games and goals [at 14-May-14]:

2011 WALES, MALAYSIA

2012 LEBANON

Junior club: Pine Rivers (Brisbane)



Senior club career:

Season	Club	Country	Level	Apps	Goals	Position
2005	Brisbane City	Australia (Qld)	State			
2006/07	Koln	Germany	2	0	0	9th
2008	Brisbane Strikers	Australia (Qld)	State			
2008/09	Brisbane Roar	Australia	1	2	0	3rd
2009/10	Brisbane Roar	Australia	1	13	0	9th
2010/11	Utrecht	Netherlands	1	6	0	9th
2011/12	Utrecht	Netherlands	1	8	0	11th
2012/13	Utrecht	Netherlands	1	18	0	5th
2013/14	Utrecht	Netherlands	1	15	0	10th

Matthew Spiranovic

Born: 27-Jun-88, Geelong

Height/Weight: 193cm/88kg

Position: Defender/Midfielder

Australian national team: 17 appearances [2008-2014]

All games and goals [at 14-May-14]:

2009 IRELAND, KOREA REPUBLIC

2010 SWITZERLAND

2011 NEW ZEALAND, WALES, THAILAND, MALAYSIA,
OMAN, OMAN, THAILAND

2012 SAUDI ARABIA, DENMARK, JORDAN, IRAQ

2014 ECUADOR

Other Australian representative honours:

U-17 - 2005 FIFA U-17 World Cup (Peru)

U-20 - 2007 FIFA U-20 World Cup campaign qualifiers

U-23 - 2008 Olympic Games (Beijing)

Junior clubs: North Geelong, Keilor Park, Melbourne Knights

Senior club career:

Season	Club	Country	Level	Apps	Goals	Position
2004	North Geelong	Australia (Vic)				
2004/05	<i>Vic Institute of Sport</i>					
2005	Melbourne Victory	Australia				
2006	<i>Australian Institute of Sport</i>					
2006/07	Nurnberg	Germany	1	8	0	6th
2007/08	Nurnberg	Germany	1	7	0	16th
2008/09	Nurnberg	Germany	2	8	0	3rd
2009/10	Nurnberg	Germany	1	1	0	16th
2010	Urawa Red Diamonds	Japan	1	13	1	10th
2011	Urawa Red Diamonds	Japan	1	25	0	15th
2012	Urawa Red Diamonds	Japan	1	0	0	3rd
2012/13	Al Arabi	Qatar	1	12	1	11th
2013/14	Western Sydney Wanderers	Australia	1	25	16	2nd



Adam Taggart

Born: 2-Jun-93, Perth

Height/Weight: 183cm/69kg

Position: Forward

Australian national team: 4 appearances (3 goals) [2012-2013]

All games and goals [at 14-May-14]:

2012 HONG KONG, KOREA DPR, CHINESE TAIPEI (2 gls)

2013 CHINA (1 gl)

Other Australian representative honours:

U-20 2013 FIFA U-20 World Cup (Turkey)

U-23 2012 Olympic Games campaign qualifiers,
2016 Olympic Games campaign

Junior club: ECU Joondalup (Perth)



Senior club career:

Season	Club	Country	Level	Apps	Goals	Position
2008	ECU Joondalup	Australia (WA)	State			
2009/10	Perth Glory	Australia	Youth			
2010/11	<i>Australian Institute of Sport</i>					
2010/11	Perth Glory	Australia	1	6	1	10th
2011/12	Perth Glory	Australia	1	4	0	3rd
2012/13	Newcastle Jets	Australia	1	19	2	8th
2013/14	Newcastle Jets	Australia	1	25	16	7th

James Troisi

Born: 3-Jul-88, Adelaide

Height/Weight: 180cm/81kg

Position: Forward

Australian national team: 9 appearances (1 goal) [2008-2012]

All games and goals [at 14-May-14]:

2008 SINGAPORE, GHANA, CHINA

2011 NEW ZEALAND (1 gl), SERBIA, WALES, THAILAND,
MALAYSIA

2012 SAUDI ARABIA

Other Australian representative honours:

U-23 2008 Olympic Games (Beijing)

Junior clubs: Birkalla, Adelaide City

Senior club career:

Season	Club	Country	Level	Apps	Goals	Position
2006/07	Newcastle United	England	1	0	0	13th
2007/08	Newcastle United	England	1	0	0	12th
2008/09	Genclerbirligi	Turkey	1	29	6	14th
2009/10	Kayserispor	Turkey	1	24	0	8th
2010/11	Kayserispor	Turkey	1	14	0	6th
2011/12	Kayserispor	Turkey	1	27	10	11th
2012/13	Atalanta	Italy	1	6	0	15th
2013/14	Melbourne Victory	Australia	1	29	12	4th



Dario Vidosic

Born: 8-Apr-87, Osijek, Croatia

Height/Weight: 185cm/75kg

Position: Midfielder/ Forward

Australian national team: 21 appearances (2 goals) [2009-2014]

All games and goals [at 14-May-14]:

2009 JAPAN, NETHERLANDS, OMAN

2010 KUWAIT, NEW ZEALAND (1 gl), DENMARK, UNITED STATES, SLOVENIA, SWITZERLAND, POLAND, PARAGUAY, EGYPT

2011 NEW ZEALAND, SERBIA

2013 JAPAN, JORDAN, KOREA REPUBLIC, JAPAN, CANADA (1 gl), COSTA RICA


2014 ECUADOR

Other Australian representative honours:

Schoolboy International 2004

U-20 2007 FIFA U-20 World Cup campaign qualifiers

U-23 2008 Olympic Games campaign qualifiers



Junior clubs: Rocklea, Rochedale, Queensland Lions

Senior club career:

Season	Club	Country	Level	Apps	Goals	Position
2004	Queensland Lions	Australia (Qld)	State			
2005	Pine Rivers	Australia (Qld)	State			
2006	<i>Australian Institute of Sport</i>					
2006/07	Brisbane Roar	Australia	1	17	5	5th
2007/08	Nurnberg	Germany	1	4	0	16th
2008/09	Nurnberg	Germany	2	11	3	3rd
2009/10	Nurnberg	Germany	1	11	1	6th
2009/10	MSV Duisberg (loan)	Germany	2	12	1	6th
2010/11	Nurnberg	Germany	1	5	0	6th
2010/11	Arminia Bielefeld (loan)	Germany	2	15	1	18th
2011/12	Adelaide United	Australia	1	25	5	9th
2012/13	Adelaide United	Australia	1	26	10	4th
2013/14*	Sion	Switzerland	1	27	6	9th*

* at 14 May (season incomplete)

PLAYER PROFILES

Alex Wilkinson

Born: 13-Aug-84, Sydney

Height/Weight: 187cm/85kg

Position: Defender

Australian national team: 1 appearance [2014]

All games and goals [at 14-May-14]:
2014 ECUADOR

Other Australian representative honours:

U-17 2001 FIFA U-17 World Cup (Trinidad & Tobago)
U-20 2003 FIFA U-20 World Cup (UAE)

Junior clubs: North Ryde, Gladesville-Hornsby (Sydney)

Senior club career:



Season	Club	Country	Level	Apps	Goals	Position
1999/00	Northern Spirit	Australia	Youth			
2000/01	Northern Spirit	Australia	Youth			
2001/02	Northern Spirit	Australia	Youth			
2002/03	Northern Spirit	Australia	1	30	0	6th
2003/04	Northern Spirit	Australia	1	15	0	7th
2004/05	Manly United	Australia (NSW)	State			
2005/06	Central Coast Mariners	Australia	1	25	0	3rd
2006/07	Central Coast Mariners	Australia	1	21	0	6th
2007/08	Central Coast Mariners	Australia	1	15	0	1st
2008/09	Central Coast Mariners	Australia	1	23	0	4th
2009/10	Central Coast Mariners	Australia	1	27	1	8th
2010/11	Central Coast Mariners	Australia	1	34	1	2nd
2011	Jiangsu Shuntian (loan)	China	1	10	0	4th
2011/12	Central Coast Mariners	Australia	1	27	0	1st
2012	Jeonbuk Motors	South Korea	1	15	0	2nd
2013	Jeonbuk Motors	South Korea	1	25	2	3rd
2014*	Jeonbuk Motors	South Korea	1	11	0	2nd*

* at 14 May (season incomplete)

Luke Wilkshire

Born: 2-Oct-81, Wollongong

Height/Weight: 176cm/72kg

Position: Defender/Midfielder

Australian national team: 79 appearances (8 goals) [2004-2013]

All games and goals [at 14-May-14]:

2004 SOLOMON ISLANDS, SOLOMON ISLANDS

2005 SOUTH AFRICA, INDONESIA, SOLOMONS, JAMAICA

2006 BAHRAIN, GREECE, NETHERLANDS, JAPAN, ITALY, KUWAIT, GHANA

2007 CHINA, URUGUAY, SINGAPORE, OMAN, IRAQ, THAILAND, ARGENTINA, NIGERIA

2008 QATAR, CHINA, IRAQ, IRAQ, QATAR, SOUTH AFRICA, NETHERLANDS, UZBEKISTAN, QATAR, BAHRAIN

2009 JAPAN, UZBEKISTAN, BAHRAIN, IRELAND, NETHERLANDS, OMAN, OMAN (1 gl)

2010 KUWAIT (1 gl), INDONESIA, DENMARK, UNITED STATES, GERMANY, GHANA, SERBIA, SLOVENIA, SWITZERLAND, POLAND (1 gl), PARAGUAY, EGYPT

2011 UNITED ARAB EMIRATES, INDIA, KOREA REPUBLIC, IRAQ, UZBEKISTAN, JAPAN, GERMANY (1 gl), NEW ZEALAND, SERBIA, WALES, THAILAND, SAUDI ARABIA (1 gl), MALAYSIA (1 gl), OMAN, OMAN, THAILAND

2012 DENMARK, OMAN, JAPAN (1 gl), SCOTLAND, LEBANON, JORDAN, IRAQ

2013 ROMANIA (1 gl), OMAN, JAPAN, JORDAN, IRAQ, FRANCE



Other Australian representative honours:

U-20 2001 FIFA U-20 World Cup (Argentina)

U-23 2004 Olympic Games (Athens)

Junior clubs: Albion Park, Wollongong Wolves

Senior club career:

Season	Club	Country	Level	Apps	Goals	Position
1997	<i>Australian Institute of Sport</i>					
1998	<i>Australian Institute of Sport</i>					
1999/00	Middlesbrough	England	1	0	0	12th
2000/01	Middlesbrough	England	1	0	0	14th
2001/02	Middlesbrough	England	1	7	0	12th
2002/03	Middlesbrough	England	1	14	0	11th
2003/04	Bristol City	England	3	37	2	3rd
2004/05	Bristol City	England	3	37	9	7th
2005/06	Bristol City	England	3	36	5	9th
2006/07	FC Twente	Netherlands	1	28	2	4th
2007/08	FC Twente	Netherlands	1	31	3	4th
2008	Dinamo Moscow	Russia	1	11	2	3rd
2009	Dinamo Moscow	Russia	1	27	0	8th
2010	Dinamo Moscow	Russia	1	26	0	7th
2011/12	Dinamo Moscow	Russia	1	39	0	3rd
2012/13	Dinamo Moscow	Russia	1	17	0	7th
2013/14*	Dinamo Moscow	Russia	1	22	0	5th*

* at 14 May (season incomplete)

Bailey Wright

Born: 28-Jul-92, Melbourne

Height/Weight: 185cm/74kg

Position: Defender

Australian representative honours:

U-17 2009 U-17 World Cup campaign

Junior club: Langwarrin (Melbourne)



Senior club career:

Season	Club	Country	Level	Apps	Goals	Position
2005	Mornington	Australia (Vic)	State			
2006	Dandenong	Australia (Vic)	State			
2007	<i>Victorian Institute of Sport</i>					
2008	<i>Victorian Institute of Sport</i>					
2010/11	Preston North End	England	2	2	0	22nd
2011/12	Preston North End	England	3	13	1	15th
2012/13	Preston North End	England	3	38	2	14th
2013/14	Preston North End	England	3	44	4	5th

HEAD COACH

Ange Postecoglou

Born 27-Aug-65, Athens, Greece

Playing career – club

1984–1993 South Melbourne, 192 appearances (19 goals)
Won national Grand Finals in 1984, and 1991 (as captain)

Playing career –national teams

U-20: 1985 FIFA U-20 World Cup (USSR), 3 appearances
 Senior: 4 appearances [1986–1988]

Coaching career – clubs

1996–2000 South Melbourne (127 national league matches)
 2008 Panachaiki (Greece)
 2009–2012 Brisbane Roar (79 national league matches)
 2012–2013 Melbourne Victory (32 national league matches)
National league W-D-L record (238 matches): W124–D57–L57

Coaching career – national teams

2000–2007 Australian national U-20 men's team
 2013– Australian national senior men's team



Coaching honours :

Coached South Melbourne to two National Championships (1997, 1998), an Oceania Club Championship (1999) and in the FIFA Club World Championships (2000)
 Coached Brisbane Roar to a Hyundai A-League Championship and named Coach of the Year (2010/11)
 Coached Australian U-20 team to FIFA World Cups in 2001 (in Argentina), 2003 (UAE) & 2005 (Netherlands)

COACH (ASSISTANT)

Aurelio Vidmar



Born: 3-Feb-67, Adelaide.
 53 Socceroo appearances
 (1988–2001)
 plus Olympic team honours

COAST (ASSISTANT)

Ante Milicic



Born: 4-Apr-74, Sydney.
 6 Socceroo appearances
 (2002–2005)
 plus U-20, U-23 honours

GOALKEEPER COACH

Tony Franken



Born: 11-Jan-96, Perth.
 14 Socceroo appearances
 (1984–1992)
 plus U-20, U-23 honours

AUSTRALIAN STAFF

2014 FIFA WORLD CUP– AUSTRALIAN STAFF LIST

Luke Casserly	Head of Delegation
Ange Postecoglou	Head Coach
Aurelio Vidmar	Coach
Ante Milicic	Coach
Tony Franken	Goalkeeper Coach
Alan McCall	Football Conditioner
Peter Cklamovski	Technical Analyst
Craig Moore	Advisor / Ambassador
Joel Freeme	Team Manager
Dr Mark Jones	Doctor
Les Gelis	Senior Physiotherapist
Kurt Lisle	Physiotherapist
Cam Dunkerley	Physiotherapist
Luke Attwell	Masseur
Dom Rabsch	Equipment Manager
Vito Basile	Administration
Mal Impiombato	Equipment Assistant
David Mason	Head of Socceroos Media Management
Rob Squillacioti	Media and Social Media Manager
Ben Coonan	TV / Digital
Mark Saliba	Security Manager
Kersten Rott	Security
Vinicius Capovilla	Chef

FIFA WORLD CUP HISTORY

The world's first international football match was played in Glasgow in 1872 between Scotland and England. The first international tournament, the British Home Championship, took place in 1884.

As football began to increase in popularity in other parts of the world, it was held as a demonstration sport at the 1900 and 1904 Olympics. At the 1908 London Olympics – four years after FIFA was founded – football became an official competition. Great Britain won the first gold medal.

In 1914, FIFA agreed to recognise the Olympic tournament as an official world football championship. This paved the way for the world's first intercontinental football competition, at the 1920 Olympics, won by Belgium. Uruguay won the next two Olympic tournaments in 1924 and 1928.

Due to the success of the Olympic tournaments, FIFA decided to stage and organise its own world championship. FIFA named Uruguay – the winners of the previous two football world championships – as the host country of the inaugural FIFA World Cup tournament in 1930. Uruguay defeated Argentina in the final to be the first nation to win the World Cup.

Due to the difficulties in travelling before World War 2, only a small number of nations outside of the host continent took part in the first three FIFA World Cups 1930, 1934 and 1938.

Following the World War 2, the FIFA World Cup resumed in Brazil in 1950, where Uruguay won it again by defeating the host nation in front of 200,000 people at Rio De Janeiro's Maracana Stadium.

Returning to Europe, the 1954 tournament in Switzerland was the first to feature 16 teams, and with 140 goals scored in 26 games, it holds the record for most average goals per game (5.4).

Brazil commenced a long phase of FIFA World Cup dominance in 1958, easily defeating host nation Sweden in the final. World Cup championship success for Brazil continued in 1962 (held in Chile) and 1970 (Mexico).

Meanwhile the 1966 FIFA World Cup in England witnessed a spectacular success for the host nation, a Geoff Hurst hat-trick helping the English to a 4-2 final win over West Germany at Wembley.

After unsuccessfully attempting to qualify for the 1966 and 1970 finals, Australia qualified for its first FIFA World Cup in 1974. Losses to host nation and eventual 1974 Champions West Germany, and strong neighbours East Germany, were followed by a scoreless draw with Chile, allowing the Aussies to return home with a respectable record.

It was Argentina's turn to celebrate in 1978, as the South Americans hosted and won the FIFA World Cup. The Netherlands were the FIFA World Cup final losers for the second successive tournament.

In 1982 the tournament expanded to 24 teams, with Spain hosting and Italy winning its second FIFA World Cup final. West Germany lost its second FIFA World Cup final in a row in Mexico in 1986, when Diego Maradona inspired Argentina to its second World Cup triumph in eight years. The West Germans gained revenge at Italia '90, with the 1-0 win over Argentina in the final being the last match played by West Germany, as the unified German team competed from 1994.

The first FIFA World Cup played outside of Europe or South America took place in 1994 when the USA hosted a successful tournament. Brazil won the first FIFA World Cup final to go to penalties.

By 1998 the FIFA World Cup finals had increased to 32 participants, and it was France who became the first team since Argentina twenty years earlier to take out a FIFA World Cup final for the first time.

Amazingly it took until 2002 for the FIFA World Cup's two most successful teams to play each other for the first time in any FIFA World Cup match, Brazil defeating Germany 2-0 in the final of the tournament held jointly by Japan and South Korea.

Australia returned to FIFA World Cup action in Germany in 2006, the Socceroos gloriously qualifying for the Round of 16 where the Aussies were undone by eventual Champions Italy.

In 2010 the FIFA World Cup went to Africa for the first time, where Australia failed to make the group stage in South Africa after finishing third on goal difference.

The FIFA World Cup returns to Brazil in 2014, the twentieth edition of the tournament. Russia will host the FIFA World Cup in 2018 followed by Qatar in 2022.

FIFA WORLD CUP PARTICIPANTS by confederation

	1930	1934	1938	1950	1954	1958	1962	1966	1970	1974	1978	1982	1986	1990	1994	1998	2002	2006	2010	2014
Europe	4	12	12	6	12	12	10	10	9	9	10	14	14	14	13	15	15	14	13	13
South America	7	2	1	5	2	3	5	4	3	4	3	4	4	4	4	5	5	4	5	6
Other America	2	1	1	2	1	1	1	1	2	1	1	2	2	2	2	3	3	4	3	4
Africa	–	1	–	–	–	–	–	–	1	1	1	2	2	2	3	5	5	5	6	5
Asia	–	–	1	–	1	–	–	1	1	–	1	1	2	2	2	4	4	4	4	4
Oceania	–	–	–	–	–	–	–	–	–	1	–	1	–	–	–	–	–	1	1	–

FIFA WORLD CUP HISTORY

FIFA WORLD CUPS 1930–2010

<i>Edition</i>	<i>Host</i>	<i>Final</i>	<i>Teams</i>	<i>Games</i>	<i>Goals</i>	<i>Goals/game</i>
1930	Uruguay	Uruguay 4-2 Argentina	13	18	70	3.9
1934	Italy	Italy 2-1 Czechoslovakia (AET)	16	17	70	4.1
1938	France	Italy 4-2 Hungary	15	18	84	4.7
1950	Brazil	Uruguay 2-1 Brazil (title-decider)	13	22	88	4.0
1954	Switzerland	West Germany 3-2 Hungary	16	26	140	5.4
1958	Sweden	Brazil 5-2 Sweden	16	35	126	3.6
1962	Chile	Brazil 3-1 Czechoslovakia	16	32	89	2.8
1966	England	England 4-2 West Germany (AET)	16	32	89	2.8
1970	Mexico	Brazil 4-1 Italy	16	32	95	3.0
1974	Germany	West Germany 2-1 Netherlands	16	38	97	2.6
1978	Argentina	Argentina 3-1 Netherlands (AET)	16	38	102	2.7
1982	Spain	Italy 3-1 West Germany	24	52	146	2.8
1986	Mexico	Argentina 3-2 West Germany	24	52	132	2.5
1990	Italy	West Germany 1-0 Argentina	24	52	115	2.2
1994	USA	Brazil 0(3p)-0(2p) Italy (AET)	24	52	141	2.7
1998	France	France 3-0 Brazil	32	64	171	2.7
2002	Korea/Japan	Brazil 2-0 Germany	32	64	161	2.5
2006	Germany	Italy 1(5p)-1(3p) France	32	64	147	2.3
2010	South Africa	Spain 1-0 Netherlands	32	64	145	2.3
<i>ALL GAMES</i>				<i>772</i>	<i>2208</i>	<i>2.9</i>

FIFA World Cup winners 1930–2010

Brazil	5
Italy	4
(West) Germany	3
Argentina	2
Uruguay	2
England	1
France	1
Spain	1

FIFA World Cup runners-up 1930–2010

(West) Germany	4
Netherlands	3
Argentina	2
Brazil	2
Czechoslovakia	2
Hungary	2
Italy	2
France	1
Sweden	1

Most FIFA World Cup appearances 1930–2014

Brazil	20
(West) Germany	18
Italy	18
Argentina	16
Mexico	15

Most matches played: 99
(West) Germany (1930–2010)

Most goals scored: 210
Brazil (1930–2010)

Most goals scored in one tournament: 27
Hungary (1954)

Biggest winning margin: 9

Hungary W9-0 v Korea Republic 1954
Yugoslavia W9-0 v Zaire 1974
Hungary W10-1 v El Salvador 1982

Most goals scored in a match (team): 10
Hungary W10-1 v El Salvador 1982

Most goals scored in a match: 12
Austria 7-5 Switzerland 1954

Most tournaments played: 5

Antonio Carbajal (Mexico 1950–1966)
Lothar Matthäus (Germany 1982–1998)

Most championships: 3

Pelé (Brazil 1958, 1962, 1970)

Youngest player: 17y 41d
Norman Whiteside (N.Ireland v Yugoslavia 1982)

Oldest player: 42y 39d
Roger Milla (Cameroon v Russia 1994)

Most goals scored, overall: 15
Ronaldo (Brazil 1998–2006)

Most goals scored, one tournament: 13
Just Fontaine (France 1958)

Most goals scored in a match: 5
Oleg Salenko (Russia W6-1 v Cameroon 1994)

Goalkeeper most clean sheets: 10
Peter Shilton (England 1982–1990)
Fabien Barthez (France 1998–2006)

Longest time without conceding: 517 mins
Walter Zenga (Italy 1990)

AUSTRALIAN NATIONAL TEAM HISTORY

The early years – pre-Federation

Australia's first official international matches were played as part of a tour to New Zealand in 1922. While the two losses and a draw in the three-match series against the New Zealand national side did not make for a good start, it was nevertheless a historic phase in Australia's football history.

Australia's first international win came a year later, when New Zealand made a return trip to Australia.

Over the next four decades, Australia's opponents were mostly from the Commonwealth. In addition to many home and away matches against the Kiwis, teams from Canada, India, England and South Africa occasionally toured Down Under, while the Australians ventured abroad to places such as the Dutch East Indies (now Indonesia), Rhodesia (now Zimbabwe) and South Africa.

With limited budgets and scant resources for football in Australia at the time, there was little opportunity for professionalism, with virtually all players having to balance their footballing careers with full-time work and family life. And in an era where passenger air travel was in its infancy and transport by sea and railway was the norm, national team tours were very long - sometimes lasting for months.

In those days, a commitment to the Australian national team was a major devotion to the cause. It was an involvement at a completely different level to today, and set a lasting foundation that seems yet to be fully appreciated by the bulk of today's football community.

Highlights of the first 40 years of the Australian national team include huge victories over arch-rivals New Zealand in 1936, a successful tour of southern Africa in 1950, and the 1956 Melbourne Olympic Games - where the Aussies won their opening match against Japan.

The aftermath of the Second World War saw wave after wave of migrants come to Australia with many bringing their passion for football to these shores. Scores of 'ethnic-based' teams made their way onto the scene, together with regular visits from high-profile European sides. The effects of this influx of 'new Australians' is evident in successive generations, with the bulk of Australia's top players in the decade before and after the turn of the 21st century having family roots from the post World War II European migrants.

The late 1950s saw some controversial administrative changes to football in this country, and for a variety of reasons Australia ceased to be officially recognised by FIFA, the game's worldwide governing body, in 1959. As a result, Australia was banned from playing international football. In 1963 the dispute with FIFA was resolved, and Australia became a fully fledged member of the world's governing body – a Federation in its own right.

Post-Federation – and a world title to aim for

Australia's first full international matches played after Federation were also its first attempt at qualifying for a FIFA World Cup. Following a number of withdrawals from Asian countries it turned out that Australia, Oceania's only entrant, merely had to play-off against North (DPR) Korea for the right to be at the **1966** FIFA World Cup. An under-prepared Australian side was convincingly beaten by North Korea over the two legs – a North Korean side which went on to reach the quarter finals at England '66.

The qualifying process for the **1970** FIFA World Cup was a truly marathon campaign. Australia finished first in an initial tournament in South Korea (Korea Republic), which was followed by a three match series against Rhodesia, played in the space of six days in 'neutral' Mozambique. Following the eventual victory over the Africans was a home and away final qualification tie against Israel. Inspired by captain Johnny Warren, the end result was the closest of losses over the two legs.

Australia's next World Cup campaign however proved much more successful and after another rigorous first phase of qualifying, the Peter Wilson-led Aussies met South Korea for a place in the **1974** finals. After both the home and away legs ended in draws, a deciding game took place in Hong Kong where Jimmy Mackay's long range strike became part of Australian sporting folklore. Australia won the play-off 1-0, ensuring the country's first participation in a FIFA World Cup finals tournament.

The World Cup was a totally different experience for Australia's part-timers, up against fully professional players from nations where the sport was like a religion.

Coached by Rale Rasic, Australia's first two 1974 World Cup matches were against East Germany (a 2-0 loss) and hosts and eventual winners West Germany (a 3-0 loss).

1974 FIFA WORLD CUP	GDR	FRG	CHI
West Germany	L0-2	L0-3	D0-0
Attila Abonyi		○	●
Adrian Alston	●	●	●
Branko Buljevic	●	●	●
Ernie Campbell		●	
Colin Curran	●	●	●
Jim Mackay	●	●	●
Peter Ollerton		○	○
Jack Reilly	●	●	●
Ray Richards	●	●	●
Jimmy Rooney	●	●	●
Manfred Schaefer	●	●	●
Doug Utjesenovic	●	●	●
Johnny Warren	●		
Harry Williams			○
Peter Wilson (c)	●	●	●

● started ○ substitute

AUSTRALIAN NATIONAL TEAM HISTORY

Despite the defeats, the Socceroos earned the respect of the football world – East Germany were the only team to defeat Champions West Germany at the cup. Australia gained its first World Cup point with a tight 0-0 draw in its final 1974 match, against Chile.

32 years of FIFA World Cup wilderness

However, after reaching the FIFA World Cup for the first time, qualification proved to be one nightmare after another over the following three decades, with internal challenges affecting preparation, arduous qualifying paths and pure bad luck resulting in failure after failure.

At the national level, Australia went through some unsettled years after the glory of 1974. While the Socceroos (barely) took out the Oceania sub-group of the **1978** FIFA World Cup qualifying phase, fourth place in the subsequent Asian phase – where only first-placed Iran would qualify – made West Germany seem so long ago.

In **1982**, a home loss to New Zealand early in the Asia/Oceania group campaign effectively ended Australia's chances. Zone winners New Zealand eventually qualified for their first FIFA World Cup.

The first phase of the attempt to reach the **1986** FIFA World Cup saw Australia take out the Oceania group, which included Israel. It was then a play-off against UEFA Group Seven runners-up Scotland. After the first leg in Glasgow ended 2-0 to the Scots, a fighting and attacking display by the Socceroos in the return fixture somehow ended 0-0. Australia had failed again.

With Frank Arok at the helm, the Australian football team matured throughout the mid to late 1980s, a period which included draws against European powerhouses England and Czechoslovakia, and a stunning 4-1 win over reigning world champions Argentina in 1988. This year also saw the national team qualify for the Olympic Games (the last Olympics with no age restrictions for male football teams) where a 1-0 win over Yugoslavia made the world take notice.

The **1990** FIFA World Cup campaign therefore started with renewed optimism. However it was perhaps an over-confident Australian team which lost the away leg against New Zealand, which ultimately led to second place in the Oceania/Israel group. Group winners Israel progressed to the next stage.

By now a host of Australian players were plying their trade overseas, some rather successfully, and many believed this would eventually take Australian football to another level. The **1994** World Cup campaign saw Australia face two long-distance play-offs to get through, after winning all their Oceania qualifiers. The Socceroos successfully negotiated Canada – albeit only after penalties – which led to a final qualifying confrontation against Argentina. With the comeback of Diego

Maradona it seemed the whole world was watching as Australia drew the first (home) leg, but ultimately lost the play-off by one goal, an unlucky own goal in Buenos Aires highlighting the Socceroo curse.

Another clearly dominant performance by Australia in the Oceania stages meant 'only' having to defeat the fourth-placed Asian team to qualify for the **1998** FIFA World Cup. Inspired by a goal from 19 year old Harry Kewell, a Australia drew the first leg against Iran 1-1 away. And at 2-0 up with 20 minutes to go in the second leg, the Socceroos were surely on their way to the World Cup. But then, in what must be the most demoralising 20 minutes in Australian sporting history, Iran showed up the Aussie curse to draw and take out the tie on away goals. Despite not losing a match in the 1998 campaign, Australia missed out yet again.

Despite the agony of seeing their dreams cruelly taken away, somehow the Socceroos bounced back with a stellar performance at the 1997 FIFA Confederations Cup, played immediately following the Iran games. With wins over Mexico and Uruguay, Australia reached the final where, following Mark Viduka's early send-off, defeat beckoned against a rampaging Brazilian side.

After failing to qualify for the 1999 FIFA Confederations Cup Australia returned to the Confederations Cup in 2001. Here the green and gold again proved it could match it with the world's best, defeating reigning world champions France and perennial favourites Brazil on their way to finishing third in the prestigious intercontinental tournament.

These impressive results gave Australia confidence for the final leg of the **2002** FIFA World Cup qualifying campaign. Earlier in the process, the Socceroos had broken the world record for the biggest victory in a World Cup match with a 31-0 win over American Samoa. After then easily accounting for New Zealand, Australia was left with a difficult play-off against Uruguay. The curse of the Socceroos appeared to have lifted with victory in the first (home) leg; but the second leg was a different story, where the Socceroos were eventually overwhelmed by the Uruguayans.

Australia's next assignment was qualification for the 2003 FIFA Confederations Cup. The anticipated stroll through the Oceania qualifying tournament was supposed to be some respite from the gloom of the Uruguay loss. But it wasn't to be - with Australia losing to New Zealand in the Oceania Nations Cup final. In hindsight, the loss was an apt result for football in Australia in 2002, as it echoed the financial woes and administrative difficulties faced by the national body at the time. Combined with the stark reality of seven consecutive unsuccessful World Cup campaigns and a slowly decaying domestic league, Australian football was in the doldrums.

AUSTRALIAN NATIONAL TEAM HISTORY

A new era

Out of the blue, a comprehensive 3-1 away win over 'mother England' in early 2003 marked an on-field turning point for the Australian national team.

Success in the 2004 OFC Oceania Nations Cup ensured qualification for the 2005 FIFA Confederations Cup and a final Oceania FIFA World Cup play-off against the Solomon Islands. Promising performances by the Socceroos at the 2005 FIFA Confederations Cup against the likes of Germany and Argentina gave hope, with a looming FIFA World Cup qualifying showdown against the fifth-placed South American side.

After easily accounting for the Solomons in the final Oceania play-off, Australia was confronted by its nemesis from 2001, Uruguay, in its final **2006 FIFA World Cup** qualifying play-off match. Under coach Guus Hiddink, a gritty first-leg away performance by the Socceroos ended with just a one-goal margin to the Uruguayans. The final 15 minutes of the Montevideo leg seemed to sway the tie in Australia's favour, with the resolute Australian defence repelling wave after wave of unrelenting Uruguayan attack. At one-nil down after the first leg, Australia's attacking prowess came to the fore in Sydney, although the scoreboard would ultimately record just one goal – a somewhat fluke one by Mark Bresciano – for the Aussies, with no reply eventually sending the tie to penalties. The final hero was Mark Schwarzer, with two telling saves ensuring an unforgettable victory and qualification for Germany 2006. The images of John Aloisi slamming home the final shoot-out goal – and the celebrations – will live in the hearts of Australian football fans for a long time.

Germany 2006

After 95,000 fans packed into the MCG to farewell the Socceroos in a 1-0 win over European Champions Greece, the 2006 FIFA World Cup odyssey began. Australia was given no favours in the finals tournament draw, with formidable group opponents Japan, Brazil and Croatia in the way of a second round berth.

At 1-0 down with just eight minutes to go against Japan in its first 2006 World Cup match, Australia's progress already looked unlikely. But when Tim Cahill drilled in a loose ball to score Australia's first ever World Cup finals goal, followed shortly after by his second, the agony transformed into ecstasy – which turned into complete exhilaration when John Aloisi netted the sealing goal in the dying seconds to make it 3-1.

Brazil proved to be a much tougher opponent than Japan, however the Australians matched it with the pre-tournament favourites and the half-time scoreline of 0-0 was much deserved after Australia's best half of the tournament. A well-worked Brazil goal just after the

break proved to be the key moment of the match, and despite continued pressure from the Australians, a brief loss in concentration by the Socceroo defence in the dying moments enabled the Brazilians to score again.

With Brazil's 2-0 win over the Aussies almost guaranteeing the South Americans' progression, the last group stage match between Australia and Croatia was to decide the remaining Group F top two spot. And it was certainly another pulsating contest with Australia having to come from behind – twice – to tie the match 2-2 and emphatically qualify for the next stage, Craig Moore and Harry Kewell the goalscoring heroes. The result saw World Cup fever sweep through Australia as the pulsating Croatia match showed the drama only provided by the real football.

2006 FIFA WORLD CUP	JPN	BRA	CRO	ITA
Germany	W3-1	L0-2	D2-2	L0-1
John Aloisi	①	○	○	○
Mark Bresciano	●	○	○	●
Tim Cahill	②	●	●	●
Scott Chipperfield	●	●	●	●
Jason Culina	●	●	●	●
Brett Emerton	●	●	●	
Vince Grella	●	●	●	●
Zeljko Kalac			●	
Josh Kennedy	○		○	
Harry Kewell	●	○	①	
Craig Moore	●	●	①	●
Lucas Neill	●	●	●	●
Tony Popovic		●		
Mark Schwarzer	●	●		●
Mile Sterjovski		●	●	●
Mark Viduka (c)		●	●	●
Luke Wilkshire	●			●

● started ○ substitute # goals

The emotional roller-coaster ride of Germany 2006 continued as Australia matched it with the Italians right up until just seconds before the end of their Round of 16 match, the match locked at nil-all. However a controversial penalty was then awarded to Italy following Grosso's tumble in the box, resulting in a successful conversion by Totti. The 1-0 loss sent the Australians home in a state of shock.

While the last-gasp contentious penalty seemed to be the cruellest way to end the World Cup dream, the Australian players, coaching staff and fans could depart Germany with their heads held high. After such a long absence, the Australian national side had matched it with the best of the world, in the world's most revered football tournament, and were ultimately knocked-out by the slimmest of margins against the team which would go on to take out the 2006 FIFA World Cup final.

AUSTRALIAN NATIONAL TEAM HISTORY

Asia calling

Meanwhile, Australia transferred from the Oceania to the Asian Football Confederation (AFC) on January 1, 2006. The move to Asia was a vital step in the development of the code in Australia at all levels, especially by virtue of playing in more meaningful qualifying series at all national team levels.

The men's senior team's first test in Asia was qualification for the 2007 AFC Asian Cup. Qualifying for the region's premier tournament proved to be a relatively easy affair. However the cup itself was not. Australia only scraped into the quarter-final stage, where Japan knocked the Socceroos out on penalties.

The appointment of highly-credentialed national team coach Pim Verbeek in late 2007 signaled Australia's serious desire to secure a successive FIFA World Cup berth in the **2010** tournament.

A challenging first-stage qualifying phase in a group with Qatar, Iraq and China had its hurdles, Australia finishing on top (over Qatar) only on goal difference.

Grouped with Japan, Uzbekistan, Bahrain and Qatar in its final qualifying phase, the tough contests continued as the prize of 2010 FIFA World Cup qualification got closer and closer. Australia ended up comfortably finishing in the top two of the group to qualify directly for South Africa, a 2-1 defeat over closest group rivals Japan in the final qualifier signifying the dominance of the Australians throughout the World Cup campaign.

After the highs of the 2006 World Cup, and the relative ease of qualification, expectations were high for Australia leading into the 2010 World Cup.

2010 FIFA WORLD CUP South Africa	GER L0-4	GHA D1-1	SER W2-1
Michael Beauchamp			●
Mark Bresciano		●	●
Tim Cahill	●		①
David Carney		●	●
Scott Chipperfield	●	○	○
Jason Culina	●	●	●
Brett Emerton	●	●	●
Richard Garcia	●		○
Vince Grella	●		
Brett Holman	○	①	①
Mile Jedinak	○		
Josh Kennedy		○	●
Harry Kewell		●	
Craig Moore	●	●	
Lucas Neill (c)	●	●	●
Nikita Rukavytsya	○	○	
Mark Schwarzer	●	●	●
Carl Valeri	●	●	●
Luke Wilkshire	●	●	●

● started ○ substitute # goals

Australia was thoroughly outclassed in its opening game 4-0 by Germany. Despite finishing the group stage with the same number of points as it did four years earlier, with a draw against Ghana and win over Serbia, Australia failed to progress; the demoralising thrashing by the Germans seemed to hang over the heads of the Aussies for the rest of their 2010 World Cup campaign.

Meanwhile Australia had had a bumpy ride on the way to qualifying for the 2011 AFC Asian Cup. Despite finishing first in the qualifying group; only three points separated the top three teams in the group, which reminded all that qualifying for tournaments through Asia can never be taken for granted.

Australia comfortably made it through the group stage of the 2011 Asian Cup in Qatar. The ensuing quarter-final against reigning Asian champions Iraq was a classic, and only decided with a Harry Kewell goal in the dying minutes of extra time. The Socceroos then really turned it on in a 6-0 defeat of Uzbekistan in the semi final, which was followed by another 120 minute marathon in the final. Ultimately it was Japan who won the Asian Cup final match 1-0, meaning Australia will have to wait until 2015 to possibly take out its first AFC Asian Cup title. And expectations will certainly be high for the Australians, who will host the tournament in 2015.

Target: Brazil

Australia cruised through its first stage of qualifying for the **2014** World Cup, a 1-0 loss away to eventual second-placed Oman the only stumbling block along the way.

The second stage was a different story however, the Australians starting with just two points from its opening three games. Only the top two of the five-team group would get automatic 2014 World Cup qualification. The series featured two gripping 1-1 games against Japan. The first in Brisbane saw Mark Milligan sent off early in the second half and Japan opening the scoring ten minutes later, before Luke Wilkshire converted a penalty soon after. The Japan leg played out similarly for the home and away teams, Tommy Oar making it 1-0 with ten minutes remaining only for Japan to make no mistake from a penalty awarded in the dying moments. With two matches to go in the group stage, Australia were third and in real danger of missing out on direct qualification. However, wins over Jordan (4-0) and Iraq (1-0) ultimately gave Australia a clear buffer for second spot.

When the 2014 World Cup groups were drawn in December 2013 – just weeks after the appointment of new coach Ange Postecoglou – Australia (59th) had a FIFA ranking well behind group opponents Spain (1st), Netherlands (9th) and Chile (15th). It will clearly be an uphill battle, but the underdog tag is one Australia has relished and revelled in the past. There will be nothing to lose for the Socceroos at Brazil 2014.

AUSTRALIAN NATIONAL TEAM HISTORY

RESULTS – A internationals(a)

Pre-Federation

17-06-22	New Zealand (Dunedin)	Friendly (three match series)	L	1–3
24-06-22	New Zealand (Wellington)	Friendly (three match series)	D	1–1
08-07-22	New Zealand (Auckland)	Friendly (three match series)	L	1–3
09-06-23	New Zealand (Brisbane)	Friendly (three match series)	W	2–1
16-06-23	New Zealand (Sydney)	Friendly (three match series)	L	2–3
30-06-23	New Zealand (Newcastle)	Friendly (three match series)	L	1–4
07-06-24	Canada (Brisbane)	Friendly (six match series)	W	3–2
14-06-24	Canada (Sydney)	Friendly (six match series)	L	0–1
23-06-24	Canada (Sydney)	Friendly (six match series)	W	4–1
28-06-24	Canada (Newcastle)	Friendly (six match series)	D	0–0
12-07-24	Canada (Adelaide)	Friendly (six match series)	L	1–4
26-07-24	Canada (Sydney)	Friendly (six match series)	W	1–0
05-06-33	New Zealand (Brisbane)	Friendly (three match series)	W	4–2
17-06-33	New Zealand (Sydney)	Friendly (three match series)	W	6–4
24-06-33	New Zealand (Sydney)	Friendly (three match series)	W	4–2
04-07-36	New Zealand (Dunedin)	Friendly (three match series)	W	7–1
11-07-36	New Zealand (Wellington)	Friendly (three match series)	W	10–0
18-07-36	New Zealand (Auckland)	Friendly (three match series)	W	4–1
03-09-38	India (Sydney)	Friendly (five match series)	W	5–3
10-09-38	India (Brisbane)	Friendly (five match series)	D	4–4
17-09-38	India (Newcastle)	Friendly (five match series)	L	1–4
24-09-38	India (Sydney)	Friendly (five match series)	W	5–4
01-10-38	India (Melbourne)	Friendly (five match series)	W	3–1
10-05-47	South Africa (Sydney)	Friendly (five match series)	L	1–2
24-05-47	South Africa (Brisbane)	Friendly (five match series)	L	2–4
31-05-47	South Africa (Sydney)	Friendly (five match series)	D	3–3
07-06-47	South Africa (Newcastle)	Friendly (five match series)	W	5–1
14-06-47	South Africa (Sydney)	Friendly (five match series)	L	1–2
14-08-48	New Zealand (Wellington)	Friendly (four match series)	W	6–0
28-08-48	New Zealand (Christchurch)	Friendly (four match series)	W	7–0
04-09-48	New Zealand (Wellington)	Friendly (four match series)	W	4–0
11-09-48	New Zealand (Auckland)	Friendly (four match series)	W	8–1
14-06-50	Zimbabwe (Salisbury)	Friendly (two match series)	W	5–0
17-06-50	Zimbabwe (Bulawayo)	Friendly (two match series)	W	4–1
24-06-50	South Africa (Durban)	Friendly (four match series)	L	2–3
01-07-50	South Africa (Johannesburg)	Friendly (four match series)	L	1–2
08-07-50	South Africa (Port Elizabeth)	Friendly (four match series)	W	2–1
23-07-50	South Africa (Capetown)	Friendly (four match series)	W	2–0
14-08-54	New Zealand (Melbourne)	Friendly (three match series)	L	1–2
28-08-54	New Zealand (Brisbane)	Friendly (three match series)	W	4–1
04-09-54	New Zealand (Sydney)	Friendly (three match series)	W	4–1
03-09-55	South Africa (Brisbane)	Friendly (five match series)	L	0–3
10-09-55	South Africa (Melbourne)	Friendly (five match series)	L	0–2
17-09-55	South Africa (Adelaide)	Friendly (five match series)	L	0–8
24-09-55	South Africa (Sydney)	Friendly (five match series)	L	0–6
01-10-55	South Africa (Newcastle)	Friendly (five match series)	L	1–4
27-11-56	Japan (Melbourne)	Olympic Games	W	2–0
01-12-56	India (Melbourne)	Olympic Games	L	2–4
12-12-56	India (Sydney)	Friendly	L	1–7
16-08-58	New Zealand (Wellington)	Friendly (two match series)	W	3–2
23-08-58	New Zealand (Auckland)	Friendly (two match series)	D	2–2

AUSTRALIAN NATIONAL TEAM HISTORY

Post-Federation

1966 FIFA WORLD CUP CAMPAIGN

21-11-65	Korea DPR (Phnom Penh)	FIFA World Cup Qualifier - play-off - 1st leg	L	1-6
24-11-65	Korea DPR (Phnom Penh)	FIFA World Cup Qualifier - play-off - 2nd leg	L	1-3

1970 FIFA WORLD CUP CAMPAIGN

26-11-65	Cambodia (Phnom Penh)	Friendly (South East Asian tour)	D	0-0
29-11-65	Hong Kong (Hong Kong)	Friendly (South East Asian tour)	L	0-1
03-12-65	Chinese Taipei (Hong Kong)	Friendly (South East Asian tour)	W	3-2
07-12-65	Malaysia (Ipoh)	Friendly (South East Asian tour)	W	1-0
08-12-65	Malaysia (Ipoh)	Friendly (South East Asian tour)	W	3-0
28-05-67	Scotland (Sydney)	Friendly (three match series)	L	0-1
31-05-67	Scotland (Adelaide)	Friendly (three match series)	L	1-2
04-06-67	Scotland (Melbourne)	Friendly (three match series)	L	0-2
05-11-67	New Zealand (Saigon)	Friendly (Vietnam National Day tourn.)	W	5-3
07-11-67	South Vietnam (Saigon)	Friendly (Vietnam National Day tourn.)	W	1-0
11-11-67	Singapore (Saigon)	Friendly (Vietnam National Day tourn.)	W	5-1
12-11-67	Malaysia (Saigon)	Friendly (Vietnam National Day tourn. - semi)	W	1-0
14-11-67	Korea Republic (Saigon)	Friendly (Vietnam National Day tourn. - final)	W	3-2
17-11-67	Indonesia (Jakarta)	Friendly	W	2-0
21-11-67	Singapore (Singapore)	Friendly	W	6-1
26-11-67	Malaysia (Kuala Lumpur)	Friendly	W	4-0
30-03-68	Japan (Sydney)	Friendly (three match series)	D	2-2
31-03-68	Japan (Melbourne)	Friendly (three match series)	W	3-1
04-04-68	Japan (Adelaide)	Friendly (three match series)	L	1-3
20-07-69	Greece (Sydney)	Friendly (three match series)	W	1-0
23-07-69	Greece (Brisbane)	Friendly (three match series)	D	2-2
26-07-69	Greece (Melbourne)	Friendly (three match series)	L	0-2
10-10-69	Japan (Seoul)	FIFA World Cup Qualifier - group stage	W	3-1
14-10-69	Korea Republic (Seoul)	FIFA World Cup Qualifier - group stage	W	2-1
16-10-69	Japan (Seoul)	FIFA World Cup Qualifier - group stage	D	1-1
20-10-69	Korea Republic (Seoul)	FIFA World Cup Qualifier - group stage	D	1-1
23-11-69	Zimbabwe (Laurenco Marques)	FIFA World Cup Qualifier - play-off - 1st leg	D	1-1
27-11-69	Zimbabwe (Laurenco Marques)	FIFA World Cup Qualifier - play-off - 2nd leg	D	0-0
29-11-69	Zimbabwe (Laurenco Marques)	FIFA World Cup Qualifier - play-off - decider	W	3-1
04-12-69	Israel (Tel Aviv)	FIFA World Cup Qualifier - play-off - 1st leg	L	0-1
14-12-69	Israel (Sydney)	FIFA World Cup Qualifier - play-off - 2nd leg	D	1-1

1974 FIFA WORLD CUP CAMPAIGN

04-11-70	Iran (Tehran)	Friendly (World tour)	W	2-1
10-11-70	Israel (Tel Aviv)	Friendly (World tour)	W	1-0
17-11-70	Greece (Athens)	Friendly (World tour)	W	3-1
01-12-70	Mexico (Mexico City)	Friendly (World tour)	L	0-3
11-11-71	Israel (Brisbane)	Friendly (three match series)	D	2-2
14-11-71	Israel (Sydney)	Friendly (three match series)	W	1-0
21-11-71	Israel (Melbourne)	Friendly (three match series)	L	1-3
07-10-72	Indonesia (Jakarta)	Friendly (East Asia tour)	W	4-1
09-10-72	New Zealand (Jakarta)	Friendly (East Asia tour)	W	3-1
15-10-72	South Vietnam (Saigon)	Friendly (East Asia tour)	W	1-0
22-10-72	Korea Republic (Seoul)	Friendly (East Asia tour)	D	1-1
24-10-72	Korea Republic (Seoul)	Friendly (East Asia tour)	W	2-0
29-10-72	Philippines (Manila)	Friendly (East Asia tour)	W	6-0
14-02-73	Bulgaria (Sydney)	Friendly (three match series)	D	2-2
16-02-73	Bulgaria (Adelaide)	Friendly (three match series)	L	1-3
18-02-73	Bulgaria (Melbourne)	Friendly (three match series)	L	0-2

AUSTRALIAN NATIONAL TEAM HISTORY

04-03-73	New Zealand (Auckland)	FIFA World Cup Qualifier - group stage	D	1-1
11-03-73	Iraq (Sydney)	FIFA World Cup Qualifier - group stage	W	3-1
13-03-73	Indonesia (Sydney)	FIFA World Cup Qualifier - group stage	W	2-1
16-03-73	New Zealand (Sydney)	FIFA World Cup Qualifier - group stage	D	3-3
18-03-73	Iraq (Melbourne)	FIFA World Cup Qualifier - group stage	D	0-0
24-03-73	Indonesia (Sydney)	FIFA World Cup Qualifier - group stage	W	6-0
18-08-73	Iran (Sydney)	FIFA World Cup Qualifier 1st leg	W	3-0
24-08-73	Iran (Tehran)	FIFA World Cup Qualifier 2nd leg	L	0-2
28-10-73	Korea Republic (Sydney)	FIFA World Cup Qualifier 1st leg	D	0-0
10-11-73	Korea Republic (Seoul)	FIFA World Cup Qualifier 2nd leg	D	2-2
13-11-73	Korea Republic (Hong Kong)	FIFA World Cup Qualifier decider	W	1-0
25-04-74	Uruguay (Melbourne)	Friendly (two match series)	D	0-0
27-04-74	Uruguay (Sydney)	Friendly (two match series)	W	2-0
21-05-74	Indonesia (Jakarta)	Friendly (Pre-World Cup tour)	W	2-1
28-05-74	Israel (Tel Aviv)	Friendly (Pre-World Cup tour)	L	1-2
14-06-74	East Germany (Hamburg)	FIFA World Cup - group stage	L	0-2
18-06-74	West Germany (Hamburg)	FIFA World Cup - group stage	L	0-3
22-06-74	Chile (Berlin)	FIFA World Cup - group stage	D	0-0

1978 FIFA WORLD CUP CAMPAIGN

06-08-75	China (Melbourne)	Friendly	W	1-0
16-11-75	USSR (Perth)	Friendly (six match series)	D	0-0
20-11-75	USSR (Adelaide)	Friendly (six match series)	L	0-3
23-11-75	USSR (Melbourne)	Friendly (six match series)	L	1-2
26-11-75	USSR (Brisbane)	Friendly (six match series)	D	0-0
30-11-75	USSR (Sydney)	Friendly (six match series)	L	2-3
03-12-75	USSR (Newcastle)	Friendly (six match series)	D	1-1
29-02-76	New Zealand (Auckland)	Friendly (two match series)	W	1-0
02-03-76	New Zealand (Melbourne)	Friendly (two match series)	W	3-1
11-08-76	Hong Kong (Canberra)	Friendly (two match series)	L	0-1
18-08-76	Hong Kong (Gosford)	Friendly (two match series)	W	2-0
20-10-76	Indonesia (Jakarta)	Friendly (world tour)	D	1-1
22-10-76	Singapore (Singapore)	Friendly (world tour)	W	1-0
24-10-76	Hong Kong (Hong Kong)	Friendly (world tour)	W	2-0
29-10-76	China (Canton)	Friendly (world tour)	W	2-0
03-11-76	Israel (Tel Aviv)	Friendly (world tour)	D	1-1
12-02-77	Israel (Melbourne)	Friendly (two match series)	D	1-1
16-02-77	Israel (Sydney)	Friendly (two match series)	D	1-1
13-03-77	Chinese Taipei (Suva)	FIFA World Cup Qual - 1st group stage	W	3-0
16-03-77	Chinese Taipei (Suva)	FIFA World Cup Qual - 1st group stage	W	2-1
19-03-77	Fiji (Suva)	Friendly	L	0-1
27-03-77	New Zealand (Sydney)	FIFA World Cup Qual - 2nd group stage	W	3-1
30-03-77	New Zealand (Auckland)	FIFA World Cup Qual - 2nd group stage	D	1-1
10-07-77	Hong Kong (Adelaide)	FIFA World Cup Qual - 2nd group stage	W	3-0
14-08-77	Iran (Melbourne)	FIFA World Cup Qual - 2nd group stage	L	0-1
28-08-77	Korea Republic (Sydney)	FIFA World Cup Qual - 2nd group stage	W	2-1
16-10-77	Kuwait (Sydney)	FIFA World Cup Qual - 2nd group stage	L	1-2
23-10-77	Korea Republic (Seoul)	FIFA World Cup Qual - 2nd group stage	D	0-0
30-10-77	Hong Kong (Hong Kong)	FIFA World Cup Qual - 2nd group stage	W	5-2
13-11-77	Singapore (Singapore)	Friendly	W	2-0
19-11-77	Kuwait (Kuwait City)	FIFA World Cup Qual - 2nd group stage	L	0-1
25-11-77	Iran (Tehran)	FIFA World Cup Qual - 2nd group stage	L	0-1

AUSTRALIAN NATIONAL TEAM HISTORY

1982 FIFA WORLD CUP CAMPAIGN

11-06-78	Greece (Melbourne)	Friendly (three match series)	L	1-2
14-06-78	Greece (Adelaide)	Friendly (three match series)	L	0-1
18-06-78	Greece (Sydney)	Friendly (three match series)	D	1-1
13-06-79	New Zealand (Auckland)	Friendly	L	0-1
27-11-79	Chinese Taipei (Taipei)	Friendly (East Asia tour)	W	2-0
27-01-80	Czechoslovakia (Canberra)	Friendly (three match series)	L	0-4
03-02-80	Czechoslovakia (Sydney)	Friendly (three match series)	L	0-5
09-02-80	Czechoslovakia (Melbourne)	Friendly (three match series)	D	2-2
26-02-80	Papua New Guinea (Noumea)	Oceania Nations Cup	W	11-2
31-05-80	England (Sydney)	Friendly	L	1-2
11-06-80	Northern Ireland (Sydney)	Friendly (three match series)	L	1-2
15-06-80	Northern Ireland (Melbourne)	Friendly (three match series)	D	1-1
18-06-80	Northern Ireland (Adelaide)	Friendly (three match series)	L	1-2
24-08-80	Mexico (Sydney)	Friendly (two match series)	D	2-2
26-08-80	Mexico (Melbourne)	Friendly (two match series)	D	1-1
11-11-80	Greece (Athens)	Friendly (world tour)	D	3-3
02-12-80	Israel (Tel Aviv)	Friendly (world tour)	W	1-0
05-12-80	Hong Kong (Hong Kong)	Friendly (world tour)	L	0-1
07-12-80	Indonesia (Jakarta)	Friendly (world tour)	D	1-1
25-04-81	New Zealand (Auckland)	FIFA World Cup Qualifier - group stage	D	3-3
16-05-81	New Zealand (Sydney)	FIFA World Cup Qualifier - group stage	L	0-2
20-05-81	Indonesia (Melbourne)	FIFA World Cup Qualifier - group stage	W	2-0
10-06-81	Chinese Taipei (Adelaide)	FIFA World Cup Qualifier - group stage	W	3-2
26-06-81	Fiji (Suva)	FIFA World Cup Qualifier - group stage	W	4-1
14-08-81	Fiji (Melbourne)	FIFA World Cup Qualifier - group stage	W	10-0
30-08-81	Indonesia (Jakarta)	FIFA World Cup Qualifier - group stage	L	0-1
06-09-81	Chinese Taipei (Taipei)	FIFA World Cup Qualifier - group stage	D	0-0

1986 FIFA WORLD CUP CAMPAIGN

06-10-82	Thailand (Singapore)	Merlion Cup	W	4-0
11-10-82	Indonesia (Singapore)	Merlion Cup	W	2-0
14-10-82	Malaysia (Singapore)	Merlion Cup - semi	W	5-0
17-10-82	Korea Republic (Singapore)	Merlion Cup - final	W	3-2
22-02-83	New Zealand (Auckland)	Trans-Tasman Trophy	L	1-2
27-02-83	New Zealand (Melbourne)	Trans-Tasman Trophy	L	0-2
12-06-83	England (Sydney)	Friendly (three match series)	D	0-0
15-06-83	England (Brisbane)	Friendly (three match series)	L	0-1
19-06-83	England (Melbourne)	Friendly (three match series)	D	1-1
04-12-83	China (Singapore)	Merlion Cup	L	1-2
10-12-83	Thailand (Singapore)	Merlion Cup	W	2-0
15-12-83	Korea Republic (Singapore)	Merlion Cup - semi	W	3-1
18-12-83	Singapore (Singapore)	Merlion Cup - final	W	4-2
03-11-84	China (Beijing)	Ampol Cup	L	2-3
21-09-85	New Zealand (Auckland)	FIFA World Cup Qualifier - group stage	D	0-0
27-09-85	China (Brisbane)	Ampol Cup	W	3-0
08-10-85	Israel (Tel Aviv)	FIFA World Cup Qualifier - group stage	W	2-1
20-10-85	Israel (Melbourne)	FIFA World Cup Qualifier - group stage	D	1-1
23-10-85	Chinese Taipei (Adelaide)	FIFA World Cup Qualifier - group stage	W	7-0
27-10-85	Chinese Taipei (Sydney)	FIFA World Cup Qualifier - group stage	W	8-0
03-11-85	New Zealand (Sydney)	FIFA World Cup Qualifier - group stage	W	2-0
20-11-85	Scotland (Glasgow)	FIFA World Cup Qualifier 1st leg	L	0-2
04-12-85	Scotland (Melbourne)	FIFA World Cup Qualifier 2nd leg	D	0-0

AUSTRALIAN NATIONAL TEAM HISTORY

1990 FIFA WORLD CUP CAMPAIGN

03-08-86	Czechoslovakia (Melbourne)	Friendly (three match series)	D	1–1
06-08-86	Czechoslovakia (Adelaide)	Friendly (three match series)	L	0–1
10-08-86	Czechoslovakia (Sydney)	Friendly (three match series)	L	0–3
25-10-86	New Zealand (Auckland)	Trans-Tasman Trophy	D	1–1
02-11-86	New Zealand (Sydney)	Trans-Tasman Trophy	W	2–1
23-11-86	China (Canton)	Ampol Cup	W	2–0
09-06-87	Morocco (Kangnung)	President's Cup - group stage	W	1–0
19-06-87	Egypt (Seoul)	President's Cup - semi final	D	0–0 wop4–3
21-06-87	Korea Republic (Seoul)	President's Cup - final	D	1–1 lop4–5
02-09-87	New Zealand (Melbourne)	Trans-Tasman Trophy	D	1–1
09-09-87	New Zealand (Wellington)	Trans-Tasman Trophy	L	0–1
15-11-87	Chinese Taipei (Taipei)	Olympic Games Qualifier	W	3–0
26-02-88	Chinese Taipei (Canberra)	Olympic Games Qualifier	W	3–0
06-03-88	Israel (Melbourne)	Olympic Games Qualifier	W	2–0
09-03-88	Chinese Taipei (Adelaide)	Olympic Games Qualifier	W	3–2
13-03-88	New Zealand (Sydney)	Olympic Games Qualifier	W	3–1
20-03-88	Israel (Christchurch)	Olympic Games Qualifier	D	0–0
23-03-88	New Zealand (Wellington)	Olympic Games Qualifier	D	1–1
27-03-88	Chinese Taipei (Auckland)	Olympic Games Qualifier	W	3–0
07-07-88	Brazil (Melbourne)	Bicentennial Gold Cup	L	0–1
09-07-88	Saudi Arabia (Sydney)	Bicentennial Gold Cup	W	3–0
14-07-88	Argentina (Sydney)	Bicentennial Gold Cup	W	4–1
17-07-88	Brazil (Sydney)	Bicentennial Gold Cup - final	L	0–2
18-09-88	Yugoslavia (Gwangju)	Olympic Games - group stage	W	1–0
20-09-88	Brazil (Seoul)	Olympic Games - group stage	L	0–3
22-09-88	Nigeria (Seoul)	Olympic Games - group stage	W	1–0
25-09-88	USSR (Pusan)	Olympic Games - quarter final	L	0–3
12-10-88	New Zealand (Dunedin)	Trans-Tasman Trophy	W	2–1
16-10-88	New Zealand (Bendigo)	Trans-Tasman Trophy	W	2–0
26-11-88	Fiji (Nadi)	FIFA World Cup Qualifier 1st leg	L	0–1
03-12-88	Fiji (Newcastle)	FIFA World Cup Qualifier 2nd leg	W	5–1
12-03-89	New Zealand (Sydney)	FIFA World Cup Qualifier - group stage	W	4–1
19-03-89	Israel (Tel Aviv)	FIFA World Cup Qualifier - group stage	D	1–1
02-04-89	New Zealand (Auckland)	FIFA World Cup Qualifier - group stage	L	0–2
16-04-89	Israel (Sydney)	FIFA World Cup Qualifier - group stage	D	1–1

1994 FIFA WORLD CUP CAMPAIGN

25-08-90	Indonesia (Jakarta)	Friendly (Independence Cup - final)	W	3–0
06-09-90	Korea Republic (Seoul)	Friendly (two match series)	L	0–1
09-09-90	Korea Republic (Pusan)	Friendly (two match series)	L	0–1
30-01-91	Czechoslovakia (Melbourne)	Friendly (two match series)	L	0–1
06-02-91	Czechoslovakia (Sydney)	Friendly (two match series)	L	0–2
12-05-91	New Zealand (Christchurch)	Trans-Tasman Trophy	W	1–0
15-05-91	New Zealand (Adelaide)	Trans-Tasman Trophy	W	2–1
01-06-91	England (Sydney)	Friendly	L	0–1
14-06-91	Korea Republic (Seoul)	President's Cup - semi final	D	0–0 lop3–4
26-01-92	Sweden (Sydney)	Friendly (three match series)	D	0–0
29-01-92	Sweden (Adelaide)	Friendly (three match series)	W	1–0
02-02-92	Sweden (Melbourne)	Friendly (three match series)	W	1–0

AUSTRALIAN NATIONAL TEAM HISTORY

13-06-92	USA (Orlando)	Friendly (Americas tour)	W	1–0
18-06-92	Argentina (Buenos Aires)	Friendly (Americas tour)	L	0–2
21-06-92	Uruguay (Montevideo)	Friendly (Americas tour)	L	0–2
05-07-92	Croatia (Melbourne)	Friendly (three match series)	W	1–0
08-07-92	Croatia (Adelaide)	Friendly (three match series)	W	3–1
12-07-92	Croatia (Sydney)	Friendly (three match series)	D	0–0
11-08-92	Malaysia (Jakarta)	Independence Cup	L	0–1
14-08-92	Indonesia (Jakarta)	Independence Cup	W	3–0
04-09-92	Solomon Islands (Honiara)	FIFA World Cup Qualifier - group stage	W	2–1
11-09-92	Tahiti (Papeete)	FIFA World Cup Qualifier - group stage	W	3–0
20-09-92	Tahiti (Brisbane)	FIFA World Cup Qualifier - group stage	W	2–0
26-09-92	Solomon Islands (Newcastle)	FIFA World Cup Qualifier - group stage	W	6–1
15-04-93	Kuwait (Singapore)	Friendly (two match series)	W	1–0
19-04-93	Kuwait (Singapore)	Friendly (two match series)	L	1–3
30-05-93	New Zealand (Auckland)	FIFA World Cup Qualifier 1st leg	W	1–0
06-06-93	New Zealand (Melbourne)	FIFA World Cup Qualifier 2nd leg	W	3–0
31-07-93	Canada (Edmonton)	FIFA World Cup Qualifier 1st leg	L	1–2
15-08-93	Canada (Sydney)	FIFA World Cup Qualifier 2nd leg	W	2–1 wop4–1
24-09-93	Korea Republic (Seoul)	Friendly (two match series)	D	1–1
26-09-93	Korea Republic (Seoul)	Friendly (two match series)	L	0–1
31-10-93	Argentina (Sydney)	FIFA World Cup Qualifier 1st leg	D	1–1
17-11-93	Argentina (Buenos Aires)	FIFA World Cup Qualifier 2nd leg	L	0–1
1998 FIFA WORLD CUP CAMPAIGN				
22-05-94	Japan (Hiroshima)	Kirin Cup	D	1–1
26-05-94	France (Kobe)	Kirin Cup	L	0–1
08-06-94	South Africa (Adelaide)	Friendly (two match series)	W	1–0
12-06-94	South Africa (Sydney)	Friendly (two match series)	W	1–0
24-09-94	Kuwait (Kuala Lumpur)	Friendly	D	0–0
27-09-94	Japan (Tokyo)	Friendly	D	0–0
08-02-95	Colombia (Brisbane)	Friendly (two match series)	D	0–0
11-02-95	Colombia (Sydney)	Friendly (two match series)	L	0–1
15-02-95	Japan (Sydney)	Friendly	W	2–1
18-06-95	Ghana (Sydney)	Friendly (three match series)	W	2–1
21-06-95	Ghana (Adelaide)	Friendly (three match series)	W	1–0
24-06-95	Ghana (Perth)	Friendly (three match series)	L	0–1
30-06-95	Argentina (Buenos Aires)	Friendly	L	0–2
10-11-95	New Zealand (Christchurch)	Trans-Tasman Trophy	D	0–0
15-11-95	New Zealand (Newcastle)	Trans-Tasman Trophy	W	3–0
10-02-96	Japan (Wollongong)	Friendly (two match series)	L	1–4
14-02-96	Japan (Melbourne)	Friendly (two match series)	W	3–0
25-02-96	Sweden (Brisbane)	Friendly (two match series)	L	0–2
28-02-96	Sweden (Sydney)	Friendly (two match series)	D	0–0
27-03-96	Scotland (Glasgow)	Friendly	L	0–1
23-04-96	Chile (Antofagasta)	Friendly	L	0–3
14-09-96	Ghana (Durban)	Simba Cup	W	2–0
18-09-96	South Africa (Johannesburg)	Simba Cup	L	0–2
21-09-96	Kenya (Pretoria)	Simba Cup	W	4–0
09-10-96	Saudi Arabia (Riyadh)	Friendly	D	0–0
26-10-96	Tahiti (Papeete)	FIFA Confederations Cup Qualifier 1st leg	W	6–0
01-11-96	Tahiti (Canberra)	FIFA Confederations Cup Qualifier 2nd leg	W	5–0

AUSTRALIAN NATIONAL TEAM HISTORY

18-01-97	New Zealand (Melbourne)	Optus World Series	W	1–0
22-01-97	Korea Republic (Brisbane)	Optus World Series	W	2–1
25-01-97	Norway (Sydney)	Optus World Series	W	1–0
12-03-97	Makedonia (Skopje)	Friendly	W	1–0
02-04-97	Hungary (Budapest)	Friendly	W	3–1
11-06-97	Solomon Islands (Sydney)	FIFA World Cup Qualifier - group stage	W	13–0
13-06-97	Tahiti (Sydney)	FIFA World Cup Qualifier - group stage	W	5–0
17-06-97	Solomon Islands (Sydney)	FIFA World Cup Qualifier - group stage	W	6–2
19-06-97	Tahiti (Sydney)	FIFA World Cup Qualifier - group stage	W	2–0
28-06-97	New Zealand (Auckland)	FIFA World Cup Qualifier 1st leg	W	3–0
06-07-97	New Zealand (Sydney)	FIFA World Cup Qualifier 2nd leg	W	2–0
01-10-97	Tunisia (Tunis)	Friendly	W	3–0
22-11-97	Iran (Tehran)	FIFA World Cup Qualifier 1st leg	D	1–1
29-11-97	Iran (Melbourne)	FIFA World Cup Qualifier 2nd leg	D	2–2
2002 FIFA WORLD CUP CAMPAIGN				
12-12-97	Mexico (Riyadh)	FIFA Confederations Cup - group stage	W	3–1
14-12-97	Brazil (Riyadh)	FIFA Confederations Cup - group stage	D	0–0
16-12-97	Saudi Arabia (Riyadh)	FIFA Confederations Cup - group stage	L	0–1
19-12-97	Uruguay (Riyadh)	FIFA Confederations Cup - semi final	W	1–0
21-12-97	Brazil (Riyadh)	FIFA Confederations Cup - final	L	0–6
07-02-98	Chile (Melbourne)	Optus World Series	L	0–1
11-02-98	Korea Republic (Sydney)	Optus World Series	W	1–0
15-02-98	Japan (Adelaide)	Optus World Series	L	0–3
06-06-98	Croatia (Zagreb)	Friendly	L	0–7
25-09-98	Fiji (Brisbane)	OFC Nations Cup - group stage	W	3–1
28-09-98	Cook Islands (Brisbane)	OFC Nations Cup - group stage	W	16–0
02-10-98	Tahiti (Brisbane)	OFC Nations Cup - semi final	W	4–1
04-10-98	New Zealand (Brisbane)	OFC Nations Cup - final	L	0–1
06-11-98	USA (San Jose)	Friendly	D	0–0
09-02-00	Chile (Valparaiso)	Friendly (Four Nation Tournament)	L	1–2
12-02-00	Slovakia (Valparaiso)	Friendly (Four Nation Tournament)	D	0–0
15-02-00	Bulgaria (Valparaiso)	Friendly (Four Nation Tournament)	D	1–1
23-02-00	Hungary (Budapest)	Friendly	W	3–0
29-03-00	Czech Republic (Teplice)	Friendly	L	1–3
09-06-00	Paraguay (Sydney)	Friendly (three match series)	D	0–0
12-06-00	Paraguay (Brisbane)	Friendly (three match series)	D	0–0
15-06-00	Paraguay (Melbourne)	Friendly (three match series)	W	2–1
19-06-00	Cook Islands (Papeete)	OFC Nations Cup - group stage	W	17–0
23-06-00	Solomon Islands (Papeete)	OFC Nations Cup - group stage	W	6–0
25-06-00	Vanuatu (Papeete)	OFC Nations Cup - semi final	W	1–0
28-06-00	New Zealand (Papeete)	OFC Nations Cup - final	W	2–0
04-10-00	Kuwait (Dubai)	LG Cup	W	1–0
07-10-00	Korea Republic (Dubai)	LG Cup	L	2–4
15-11-00	Scotland (Glasgow)	Friendly	W	2–0
28-02-01	Colombia (Bogota)	Friendly	L	2–3
09-04-01	Tonga (Coffs Harbour)	FIFA World Cup Qualifier - group stage	W	22–0
11-04-01	American Samoa (Coffs Harbour)	FIFA World Cup Qualifier - group stage	W	31–0
14-04-01	Fiji (Coffs Harbour)	FIFA World Cup Qualifier - group stage	W	2–0
16-04-01	Samoa (Coffs Harbour)	FIFA World Cup Qualifier - group stage	W	11–0

AUSTRALIAN NATIONAL TEAM HISTORY

30-05-01	Mexico (Suwon)	FIFA Confederations Cup - group stage	W	2-0
01-06-01	France (Daegu)	FIFA Confederations Cup - group stage	W	1-0
03-06-01	Korea Republic (Suwon)	FIFA Confederations Cup - group stage	L	0-1
07-06-01	Japan (Yokohama)	FIFA Confederations Cup - semi final	L	0-1
09-06-01	Brazil (Ulsan)	FIFA Confederations Cup - 3rd place p/off	W	1-0
20-06-01	New Zealand (Wellington)	FIFA World Cup Qualifier 1st leg	W	2-0
24-06-01	New Zealand (Sydney)	FIFA World Cup Qualifier 2nd leg	W	4-1
15-08-01	Japan (Shizuoka)	AFC/OFC Cup	L	0-3
11-11-01	France (Melbourne)	Friendly	D	1-1
20-11-01	Uruguay (Melbourne)	FIFA World Cup Qualifier 1st leg	W	1-0
26-11-01	Uruguay (Montevideo)	FIFA World Cup Qualifier 2nd leg	L	0-3
2006 FIFA WORLD CUP CAMPAIGN				
06-07-02	Vanuatu (Auckland)	OFC Nations Cup - group stage	W	2-0
08-07-02	New Caledonia (Auckland)	OFC Nations Cup - group stage	W	11-0
10-07-02	Fiji (Auckland)	OFC Nations Cup - group stage	W	8-0
12-07-02	Tahiti (Auckland)	OFC Nations Cup - semi final	W	2-1
14-07-02	New Zealand (Auckland)	OFC Nations Cup - final	L	0-1
12-02-03	England (London)	Friendly	W	3-1
19-08-03	Ireland (Dublin)	Friendly	L	1-2
07-09-03	Jamaica (Reading)	Friendly	W	2-1
18-02-04	Venezuela (Caracas)	Friendly	D	1-1
30-03-04	South Africa (London)	Friendly	W	1-0
21-05-04	Turkey (Sydney)	Friendly (two match series)	L	1-3
24-05-04	Turkey (Melbourne)	Friendly (two match series)	L	0-1
29-05-04	New Zealand (Adelaide)	OFC Nations Cup/FIFA World Cup Qualifier	W	1-0
31-05-04	Tahiti (Adelaide)	OFC Nations Cup/FIFA World Cup Qualifier	W	9-0
02-06-04	Fiji (Adelaide)	OFC Nations Cup/FIFA World Cup Qualifier	W	6-1
04-06-04	Vanuatu (Adelaide)	OFC Nations Cup/FIFA World Cup Qualifier	W	3-0
06-06-04	Solomon Islands (Adelaide)	OFC Nations Cup/FIFA World Cup Qualifier	D	2-2
09-10-04	Solomon Islands (Honiara)	OFC Nations Cup final 1st leg	W	5-1
12-10-04	Solomon Islands (Sydney)	OFC Nations Cup final 2nd leg	W	6-0
16-11-04	Norway (London)	Friendly	D	2-2
09-02-05	South Africa (Durban)	Friendly	D	1-1
26-03-05	Iraq (Sydney)	Friendly	W	2-1
29-03-05	Indonesia (Perth)	Friendly	W	3-0
09-06-05	New Zealand (London)	Friendly	W	1-0
15-06-05	Germany (Frankfurt)	FIFA Confederations Cup - group stage	L	3-4
18-06-05	Argentina (Nuremberg)	FIFA Confederations Cup - group stage	L	2-4
21-06-05	Tunisia (Leipzig)	FIFA Confederations Cup - group stage	L	0-2
03-08-05	Solomon Islands (Sydney)	FIFA World Cup Qualifier 1st leg	W	7-0
06-08-05	Solomon Islands (Honiara)	FIFA World Cup Qualifier 2nd leg	W	2-1
09-10-05	Jamaica (London)	Friendly	W	5-0
12-11-05	Uruguay (Montevideo)	FIFA World Cup Qualifier 1st leg	L	0-1
16-11-05	Uruguay (Sydney)	FIFA World Cup Qualifier 2nd leg	W	1-0 wop4-2
22-02-06	Bahrain (Manama)	AFC Asian Cup Qualifier	W	3-1
25-05-06	Greece (Melbourne)	Friendly	W	1-0
04-06-06	Netherlands (Rotterdam)	Friendly (Pre-World Cup camp)	D	1-1
07-06-06	Liechtenstein (Ulm)	Friendly (Pre-World Cup camp)	W	3-1
12-06-06	Japan (Kaiserslautern)	FIFA World Cup - group stage	W	3-1
18-06-06	Brazil (Munich)	FIFA World Cup - group stage	L	0-2
22-06-06	Croatia (Stuttgart)	FIFA World Cup - group stage	D	2-2
26-06-06	Italy (Kaiserslautern)	FIFA World Cup - round of 16	L	0-1

AUSTRALIAN NATIONAL TEAM HISTORY

2010 FIFA WORLD CUP CAMPAIGN

16-08-06	Kuwait (Sydney)	AFC Asian Cup Qualifier	W	2-0	
06-09-06	Kuwait (Kuwait City)	AFC Asian Cup Qualifier	L	0-2	
07-10-06	Paraguay (Brisbane)	Friendly	D	1-1	
11-10-06	Bahrain (Sydney)	AFC Asian Cup Qualifier	W	2-0	
14-11-06	Ghana (London)	Friendly	D	1-1	
06-02-07	Denmark (London)	Friendly	L	1-3	
24-03-07	China (Guangzhou)	Friendly	W	2-0	
02-06-07	Uruguay (Sydney)	Friendly	L	1-2	
30-06-07	Singapore (Singapore)	Friendly	W	3-0	
08-07-07	Oman (Bangkok)	AFC Asian Cup - group stage	D	1-1	
13-07-07	Iraq (Bangkok)	AFC Asian Cup - group stage	L	1-3	
16-07-07	Thailand (Bangkok)	AFC Asian Cup - group stage	W	4-0	
21-07-07	Japan (Hanoi)	AFC Asian Cup - quarter final	D	1-1	lop3-4
11-09-07	Argentina (Melbourne)	Friendly	L	0-1	
17-11-07	Nigeria (London)	Friendly	W	1-0	
06-02-08	Qatar (Melbourne)	FIFA World Cup Qualifier - Round 3	W	3-0	
22-03-08	Singapore (Singapore)	Friendly	D	0-0	
26-03-08	China (Kunming)	FIFA World Cup Qualifier - Round 3	D	0-0	
23-05-08	Ghana (Sydney)	Friendly	W	1-0	
01-06-08	Iraq (Brisbane)	FIFA World Cup Qualifier - Round 3	W	1-0	
07-06-08	Iraq (Dubai)	FIFA World Cup Qualifier - Round 3	L	0-1	
14-06-08	Qatar (Doha)	FIFA World Cup Qualifier - Round 3	W	3-1	
22-06-08	China (Sydney)	FIFA World Cup Qualifier - Round 3	L	0-1	
19-08-08	South Africa (London)	Friendly	D	2-2	
06-09-08	Netherlands (Eindhoven)	Friendly	W	2-1	
10-09-08	Uzbekistan (Tashkent)	FIFA World Cup Qualifier - Round 4	W	1-0	
15-10-08	Qatar (Brisbane)	FIFA World Cup Qualifier - Round 4	W	4-0	
19-11-08	Bahrain (Manama)	FIFA World Cup Qualifier - Round 4	W	1-0	
28-01-09	Indonesia (Jakarta)	AFC Asian Cup Qualifier	D	0-0	
11-02-09	Japan (Yokohama)	FIFA World Cup Qualifier - Round 4	D	0-0	
05-03-09	Kuwait (Canberra)	AFC Asian Cup Qualifier	L	0-1	
01-04-09	Uzbekistan (Sydney)	FIFA World Cup Qualifier - Round 4	W	2-0	
06-06-09	Qatar (Doha)	FIFA World Cup Qualifier - Round 4	D	0-0	
10-06-09	Bahrain (Sydney)	FIFA World Cup Qualifier - Round 4	W	2-0	
17-06-09	Japan (Melbourne)	FIFA World Cup Qualifier - Round 4	W	2-1	
12-08-09	Ireland (Limerick)	Friendly	W	3-0	
05-09-09	Korea Republic (Seoul)	Friendly	L	1-3	
10-10-09	Netherlands (Sydney)	Friendly	D	0-0	
14-10-09	Oman (Melbourne)	AFC Asian Cup Qualifier	W	1-0	
14-11-09	Oman (Muscat)	AFC Asian Cup Qualifier	W	2-1	
06-01-10	Kuwait (Kuwait City)	AFC Asian Cup Qualifier	D	2-2	
03-03-10	Indonesia (Brisbane)	AFC Asian Cup Qualifier	W	1-0	
24-05-10	New Zealand (Melbourne)	Friendly	W	2-1	
01-06-10	Denmark (Johannesburg)	Friendly	W	1-0	
05-06-10	USA (Johannesburg)	Friendly	L	1-3	
13-06-10	Germany (Durban)	FIFA World Cup - group stage	L	0-4	
19-06-10	Ghana (Rustenburg)	FIFA World Cup - group stage	D	1-1	
23-06-10	Serbia (Nelspruit)	FIFA World Cup - group stage	W	2-1	

2014 FIFA WORLD CUP CAMPAIGN

11-08-10	Slovenia (Ljubljana)	Friendly	L	0-2	
03-09-10	Switzerland (St Gallen)	Friendly	D	0-0	
07-09-10	Poland (Krakow)	Friendly	W	2-1	
09-10-10	Paraguay (Sydney)	Friendly	W	1-0	
17-11-10	Egypt (Cairo)	Friendly	L	0-3	

AUSTRALIAN NATIONAL TEAM HISTORY

05-01-11	UAE (Al Ain City)	Friendly	D	0-0
10-01-11	India (Doha)	AFC Asian Cup - group stage	W	4-0
14-01-11	Korea Republic (Doha)	AFC Asian Cup - group stage	D	1-1
18-01-11	Bahrain (Doha)	AFC Asian Cup - group stage	W	1-0
22-01-11	Iraq (Doha)	AFC Asian Cup - quarter final	W	1-0
25-01-11	Uzbekistan (Doha)	AFC Asian Cup - semi final	W	6-0
29-01-11	Japan (Doha)	AFC Asian Cup - final	L	0-1
29-03-11	Germany (Monchengladbach)	Friendly	W	2-1
05-06-11	New Zealand (Adelaide)	Friendly	W	3-0
07-06-11	Serbia (Melbourne)	Friendly	D	0-0
10-08-11	Wales (Cardiff)	Friendly	W	2-1
02-09-11	Thailand (Brisbane)	FIFA World Cup Qualifier - Round 3	W	2-1
06-09-11	Saudi Arabia (Dammam)	FIFA World Cup Qualifier - Round 3	W	3-1
07-10-11	Malaysia (Canberra)	Friendly	W	5-0
11-09-11	Oman (Sydney)	FIFA World Cup Qualifier - Round 3	W	3-0
11-11-11	Oman (Muscat)	FIFA World Cup Qualifier - Round 3	L	0-1
15-11-11	Thailand (Bangkok)	FIFA World Cup Qualifier - Round 3	W	1-0
29-02-12	Saudi Arabia (Melbourne)	FIFA World Cup Qualifier - Round 3	W	4-2
02-06-12	Denmark (Copenhagen)	Friendly	L	0-2
08-06-12	Oman (Muscat)	FIFA World Cup Qualifier - Round 4	D	0-0
12-06-12	Japan (Brisbane)	FIFA World Cup Qualifier - Round 4	D	1-1
15-08-12	Scotland (Edinburgh)	Friendly	L	1-3
06-09-12	Lebanon (Beirut)	Friendly	W	3-0
11-09-12	Jordan (Amman)	FIFA World Cup Qualifier - Round 4	L	1-2
16-10-12	Iraq (Doha)	FIFA World Cup Qualifier - Round 4	W	2-1
14-11-12	Korea Republic (Hwaseong)	Friendly	W	2-1
03-12-12	Hong Kong (Hong Kong)	EAFF East Asia Cup Qualifier	W	1-0
05-12-12	Korea DPR (Hong Kong)	EAFF East Asia Cup Qualifier	D	1-1
07-12-12	Guam (Hong Kong)	EAFF East Asia Cup Qualifier	W	9-0
09-12-12	Chinese Taipei (Hong Kong)	EAFF East Asia Cup Qualifier	W	8-0
06-02-13	Romania (Malaga)	Friendly	L	2-3
26-03-13	Oman (Sydney)	FIFA World Cup Qualifier - Round 4	D	2-2
04-06-13	Japan (Saitama)	FIFA World Cup Qualifier - Round 4	D	1-1
11-03-13	Jordan (Melbourne)	FIFA World Cup Qualifier - Round 4	W	4-0
18-06-13	Iraq (Sydney)	FIFA World Cup Qualifier - Round 4	W	1-0
20-07-13	Korea Republic (Seoul)	EAFF East Asia Cup	D	0-0
25-07-13	Japan (Hwaseong)	EAFF East Asia Cup	L	2-3
28-07-13	China (Seoul)	EAFF East Asia Cup	L	3-4
07-09-13	Brazil (Brasilia)	Friendly	L	0-6
11-10-13	France (Paris)	Friendly	L	0-6
15-10-13	Canada (London)	Friendly	W	3-0
19-11-13	Costa Rica (Sydney)	Friendly	W	1-0
05-03-14	Ecuador (London)	Friendly	L	3-4
26-05-14	South Africa (Sydney)	Friendly		
06-06-14	Croatia (Salvador)	Friendly		

'Friendly' matches include tournament and other series matches. Existing countries generally listed under current name.

Abbreviations: AFC=Asian Football Confederation. EAFF=East Asian Football Federation. OFC=Oceania Football Confederation. ONC=Oceania Nations Cup.

(a) An A international is a match played between FIFA-affiliated nations with no major restriction (eg. age) affecting either team's player selection.

AUSTRALIAN NATIONAL TEAM HISTORY

SUMMARY by opponent – A internationals

<i>Opponent</i>	<i>P</i>	<i>W</i>	<i>D</i>	<i>L</i>	<i>First meeting</i>	
American Samoa	1	1	0	0	11-04-2001	(W31-0)
Argentina	7	1	1	5	14-07-1988	(W4-1)
Bahrain	5	5	0	0	22-02-2006	(W3-1)
Brazil	8	1	1	6	07-07-1988	(L0-1)
Bulgaria	4	0	2	2	14-02-1973	(D2-2)
Cambodia	1	0	1	0	26-11-1965	(D0-0)
Canada	9	5	1	3	07-06-1924	(W3-2)
Chile	4	0	1	3	22-06-1974	(D0-0)
China	10	5	1	4	06-08-1975	(W1-0)
Chinese Taipei	13	12	1	0	03-12-1965	(W3-1)
Colombia	3	0	1	2	08-02-1995	(D0-0)
Cook Islands	2	2	0	0	28-09-1998	(W16-0)
Costa Rica	1	1	0	0	19-11-2013	(W1-0)
Croatia	5	2	2	1	05-07-1992	(W1-0)
Czech Republic	1	0	0	1	29-03-2000	(L1-3)
Czechoslovakia	8	0	2	6	27-01-1980	(L0-4)
Denmark	3	1	0	2	06-02-2007	(L1-3)
East Germany	1	0	0	1	14-06-1974	(L0-2)
Ecuador	1	0	0	1	05-03-2014	(L3-4)
Egypt	2	0	1	1	19-06-1987	(D0-0)
England	6	1	2	3	31-05-1980	(L1-2)
Fiji	9	7	0	2	19-03-1977	(L0-1)
France	4	1	1	2	26-05-1994	(L0-1)
Germany (including West Germany)	4	1	0	3	18-06-1974	(L0-3)
Ghana	7	4	2	1	18-06-1995	(W2-1)
Greece	9	3	3	3	20-07-1969	(W1-0)
Guam	1	1	0	0	07-12-2012	(W9-0)
Hong Kong	8	5	0	3	29-11-1965	(L0-1)
Hungary	2	2	0	0	02-04-1997	(W3-1)
India	8	4	1	3	03-09-1938	(W5-3)
Indonesia	15	11	3	1	17-11-1967	(W2-0)
Iran	7	2	2	3	04-11-1970	(W2-1)
Iraq	9	6	1	2	11-03-1973	(W3-1)
Ireland	2	1	0	1	19-08-2003	(L1-2)
Israel	17	5	9	3	04-12-1969	(L0-1)
Italy	1	0	0	1	26-06-2006	(L0-1)
Jamaica	2	2	0	0	07-09-2003	(W2-1)
Japan	22	7	8	7	27-11-1956	(W2-0)
Jordan	2	1	0	1	11-09-2012	(L1-2)
Kenya	1	1	0	0	21-09-1996	(W4-0)
Korea DPR	3	0	1	2	21-11-1965	(L1-6)
Korea Republic	26	10	10	6	14-11-1967	(W3-2)
Kuwait	10	3	2	5	16-10-1977	(L1-2)

AUSTRALIAN NATIONAL TEAM HISTORY

<i>Opponent</i>	<i>P</i>	<i>W</i>	<i>D</i>	<i>L</i>	<i>First meeting</i>	
Lebanon	1	1	0	0	06-09-2012	(W3-0)
Liechtenstein	1	1	0	0	07-06-2006	(W3-1)
Macedonia	1	1	0	0	12-03-1997	(W1-0)
Malaysia	7	6	0	1	07-12-1965	(W1-0)
Mexico	5	2	2	1	01-12-1970	(L0-3)
Morocco	1	1	0	0	09-06-1987	(W1-0)
Netherlands	3	1	2	0	04-06-2006	(D1-1)
New Caledonia	1	1	0	0	08-07-2002	(W11-0)
New Zealand	64	40	11	13	17-06-1922	(L1-3)
Nigeria	2	2	0	0	22-09-1988	(W1-0)
Northern Ireland	3	0	1	2	11-06-1980	(L1-2)
Norway	2	1	1	0	25-01-1997	(W1-0)
Oman	7	3	3	1	08-07-2007	(D1-1)
Papua New Guinea	1	1	0	0	26-02-1980	(W11-2)
Paraguay	5	2	3	0	09-06-2000	(D0-0)
Philippines	1	1	0	0	29-10-1972	(W6-0)
Poland	1	1	0	0	07-09-2008	(W2-1)
Qatar	4	3	1	0	06-02-2008	(W3-0)
Romania	1	0	0	1	06-02-2013	(L2-3)
Russia (including USSR)	7	0	3	4	16-11-1975	(D0-0)
Samoa	1	1	0	0	16-04-2001	(W11-0)
Saudi Arabia	5	3	1	1	09-07-1988	(W3-0)
Scotland	8	1	1	6	28-05-1967	(L0-1)
Serbia (including Yugoslavia)	3	2	1	0	18-09-1988	(W1-0)
Singapore	7	6	1	0	11-11-1967	(W5-1)
Slovakia	1	0	1	0	12-02-2000	(D0-0)
Slovenia	1	0	0	1	11-08-2010	(L0-2)
Solomon Islands	10	9	1	0	04-09-1992	(W2-1)
South Africa	20	6	3	11	10-05-1947	(L1-2)
South Vietnam	2	2	0	0	07-11-1967	(W1-0)
Sweden	5	2	2	1	26-01-1992	(D0-0)
Switzerland	1	0	1	0	03-09-2010	(D0-0)
Tahiti	9	9	0	0	11-09-1992	(W3-0)
Thailand	5	5	0	0	06-10-1982	(W4-0)
Tonga	1	1	0	0	09-04-2001	(W22-0)
Tunisia	2	1	0	1	01-10-1997	(W3-0)
Turkey	2	0	0	2	21-05-2004	(L1-3)
United Arab Emirates	1	0	1	0	05-01-2011	(D0-0)
United States	3	1	1	1	13-06-1992	(W1-0)
Uruguay	9	4	1	4	25-04-1974	(D0-0)
Uzbekistan	3	3	0	0	10-09-2008	(W1-0)
Vanuatu	3	3	0	0	25-06-2000	(W1-0)
Venezuela	1	0	1	0	18-02-2004	(D1-1)
Wales	1	1	0	0	10-08-2011	(W2-1)
Zimbabwe	5	3	2	0	14-06-1950	(W5-0)
All opponents	491	245	105	141		

Total goals for: 974; total goals against: 540.

As at 14 May 2014

AUSTRALIAN NATIONAL TEAM HISTORY

SUMMARY by region of opponent

<i>Region (Confederation)</i>	<i>P</i>	<i>W</i>	<i>D</i>	<i>L</i>
Asia (AFC)	183	105	38	40
Europe (UEFA)	108	28	34	46
Oceania (OFC)	102	75	12	15
Africa (CAF)	40	18	8	14
South America (CONMEBOL)	38	8	9	21
Other America (CONCACAF)	20	11	4	5
All	491	245	105	141

Opponent categorised under current or last-joined confederation

SUMMARY by venue – Australia/Other

<i>Venue</i>	<i>P</i>	<i>W</i>	<i>D</i>	<i>L</i>
Australia	216	112	44	60
Other country	275	133	61	80
All	491	245	105	141

SUMMARY by venue – region

<i>Venue (Confederation)</i>	<i>P</i>	<i>W</i>	<i>D</i>	<i>L</i>
Asia (AFC)	350	180	77	93
Oceania (OFC)	52	33	10	9
Europe (UEFA)	52	21	10	21
Africa (CAF)	20	10	4	6
South America (CONMEBOL)	13	0	3	10
Other America (CONCACAF)	4	1	1	2
All	491	245	105	141

SUMMARY by FIFA World Cup campaign

	A INTERNATIONALS.....				ALL INTERNATIONALS.....			
<i>FIFA World Cup campaign</i>	<i>P</i>	<i>W</i>	<i>D</i>	<i>L</i>	<i>P</i>	<i>W</i>	<i>D</i>	<i>L</i>
1966	2	0	0	2	7	0	2	5
1970	31	16	8	7	35	19	9	7
1974	34	16	10	8	60	29	17	14
1978	32	14	9	9	62	20	16	26
1982	27	7	9	11	47	19	12	16
1986	23	12	5	6	62	27	15	20
1990	35	17	9	9	47	24	13	10
1994	34	17	5	12	58	29	8	21
1998	41	23	9	9	42	24	9	9
2002	45	24	7	14	50	25	8	17
2006	40	24	6	10	41	25	6	10
2010	47	24	13	10	47	24	13	10
2014	48	25	10	13	48	25	10	13
All	437	217	99	121	604	288	137	179

Includes matches against international opponents from 1963 only.

Each world cup campaign is deemed to end at the final qualifying match of the previous campaign or previous final world cup match.

All internationals includes matches against other international opposition eg. club teams, age-restricted national teams and national teams not affiliated with FIFA at the time.

All statistics as at 14 May 2014

AUSTRALIAN NATIONAL TEAM HISTORY

TEAM RECORDS

BIGGEST WINS

W31–0 v American Samoa (Coffs Harbour) 11-04-2001 (world record for a senior international match)

W22–0 v Tonga (Coffs Harbour) 09-04-2001

W17–0 v Cook Islands (Papeete) 19-06-2000

W16–0 v Cook Islands (Brisbane) 28-09-1998

W13–0 v Solomon Islands (Sydney) 11-06-1997

BIGGEST LOSSES

L0–17 v English FA (Sydney) 30-06-1951 (*non-A international*)

L1–13 v English FA (Adelaide) 23-06-1951 (*non-A international*)

L0–9 v Heart of Midlothian (Perth) 13-06-1959 (*non-A international*)

L1–9 v Heart of Midlothian (Melbourne) 30-05-1959 (*non-A international*)

L0–8 v South Africa (Adelaide) 17-09-1955

RECORD STREAKS

Winning	14 matches	26-10-1996 to 01-10-1997
Undefeated	20 matches	21-09-1996 to 14-12-1997
Drawing	4 matches	16-10-1969 to 27-11-1969
Winless	7 matches	31-05-1980 to 11-11-1980
Losing	5 matches	03-09-1955 to 01-10-1955
No goals conceded (matches)	6 matches	09-04-2001 to 01-06-2001, 17-11-2007 to 01-06-2008
No goals scored (matches)	4 matches	03-09-1955 to 24-09-1955, 06-09-1990 to 06-02-1991, 24-09-1994 to 11-02-1995, 25-02-1996 to 23-04-1996
No goals conceded (minutes)	608 minutes	11-09-2007 to 07-06-2008
No goals scored (minutes)	422 minutes	14-02-1996 to 14-09-1996

All statistics as at 14 May 2014

AUSTRALIAN NATIONAL TEAM HISTORY

PLAYERS international appearances & goals

	APPEARANCES (GOALS)		CAREER SPAN				
	<i>A games</i>	<i>All games</i>	<i>All games</i>				
Attila Abonyi	61 (25)	89 (36)	1967–1977	David Bone	1 (0)	na	1954
Stan Ackerley	27 (0)	30 (0)	1965–1969	Mark Bosnich	17 (1)	22 (1)	1990–2000
Ron Adair	3 (1)	na	1954–1958	Stan Bourke	3 (0)	na	1924
Jim Adam	–	1 (0)	1964	Con Boutsianis	4 (4)	4 (4)	2001
Zeljko Adzic	–	1 (0)	1990	Raphael Bove	1 (0)	1 (0)	1998
Paul Agostino	18 (7)	20 (9)	1996–2005	Peter Boyle	1 (0)	1 (0)	1980
Glenn Ahearn	2 (0)	3 (0)	1981	Oliver Bozanic	2 (0)	2 (0)	2013–2014
Alan Ainslie	4 (1)	4 (1)	1971–1976	Vic Bozanic	1 (1)	4 (2)	1980
Danny Allsopp	3 (0)	3 (0)	2007–2009	Andy Bozikas	–	1 (0)	1980
Cliff Almond	3 (0)	na	1955	Vlado Bozinovski	7 (1)	10 (2)	1988–1993
John Aloisi	55 (27)	57 (29)	1997–2008	J Bratten	1 (1)	na	1922
Ross Aloisi	3 (0)	5 (0)	1994–1999	Mark Bresciano	73 (13)	73 (13)	2001–2013
Adrian Alston	39 (7)	62 (17)	1969–1977	Mark Bridge	2 (0)	2 (0)	2008
Dean Anastasiadis	1 (0)	1 (0)	2002	Josh Brillante	1 (0)	1 (0)	2013
John Anderson	5 (0)	8 (1)	1965	G Bristow	1 (0)	na	1924
Terry Antonis	3 (0)	3 (0)	2012	C Brittain	2 (1)	na	1938
Zlatko Arambasic	–	1 (0)	1990	Alex Brosque	21 (5)	21 (5)	2004–2013
Walter Ardone	1 (0)	1 (0)	1996	Doug Brown	–	5 (2)	1984
Jim Armstrong	3 (1)	4 (2)	1970–1972	George Brown	2 (1)	na	1922
Graham Arnold	56 (19)	85 (34)	1985–1997	Greg Brown	12 (1)	16 (3)	1991–1992
George Arthur	3 (0)	na	1956	Rod Brown	2 (0)	7 (0)	1985–1987
Rob Austin	1 (0)	na	1923	Leigh Broxham	1 (0)	1 (0)	2008
Francis Awaritefe	3 (1)	3 (1)	1993–1996	Mark Brusasco	1 (0)	3 (0)	1980
Ray Baartz	48 (18)	59 (21)	1967–1974	Ray Bryant	4 (1)	na	1936–1938
Eli Babalj	2 (2)	2 (2)	2012	Branko Buljevic	22 (7)	30 (11)	1972–1975
Mark Babic	8 (0)	8 (0)	1997–1998	Jacob Burns	11 (0)	13 (0)	1999–2010
Zeljko Babic	–	2 (0)	1999	Nathan Burns	7 (0)	7 (0)	2007–2011
Yakka Banovic	2 (0)	8 (0)	1980–1985	Ron Burns	1 (0)	na	1955
Fabian Barbiero	1 (0)	1 (0)	2009	Mosie Burton	1 (0)	na	1923
Murray Barnes	32 (6)	51 (9)	1975–1981	Terry Butler	2 (1)	4 (1)	1972–1975
Graham Barnett	–	1 (0)	1964	Gary Byrne	36 (1)	58 (1)	1975–1983
Leo Baumgartner	–	1 (0)	1964	Tim Cahill	67 (31)	68 (32)	2004–2014
Stuart Baxter	–	1 (0)	1979	Steve Calderan	3 (0)	5 (0)	1981–1989
Michael Beauchamp	22 (1)	23 (1)	2006–2010	Andrew Callanan	2 (0)	5 (0)	1990–1991
Aziz Behich	5 (2)	5 (2)	2012	Alec Cameron	6 (6)	na	1933–1936
Richard Bell	2 (0)	8 (2)	1976	Ricardo Campagna	–	1 (0)	1966
Col Bennett	32 (1)	55 (1)	1975–1978	Ernie Campbell	15 (3)	24 (3)	1971–1975
Andrew Bernal	13 (0)	21 (0)	1989–1996	Jim Campbell	4 (1)	7 (1)	1980–1983
Arno Bertogna	4 (1)	13 (1)	1979–1980	Jim Cant	6 (1)	14 (3)	1983–1984
Brett Beves	–	1 (0)	1981	Pablo Cardozo	4 (1)	4 (1)	2000
Bob Bignall	8 (0)	na	1954–1956	Nick Carle	13 (0)	13 (0)	2004–2012
Paul Bilokapic	2 (0)	2 (0)	1998	David Carney	47 (6)	47 (6)	2006–2013
Matthew Bingley	14 (5)	16 (5)	1993–1997	Paul Carter	–	1 (0)	1985
Mark Birighitti	1 (0)	1 (0)	2013	George Cartwright	10 (0)	na	1922–1924
Milan Blagojevic	19 (0)	31 (0)	1991–2002	Luke Casserly	8 (0)	8 (0)	1997–2001
Steve Blair	13 (0)	24 (1)	1980–1984	Bob Catlin	–	2 (0)	1990–1993
Con Blatsis	2 (0)	2 (0)	2000–2001	Alvin Ceccoli	6 (1)	6 (1)	1998–2006
Roy Blitz	6 (0)	9 (1)	1965–1968	Billy Celeski	1 (0)	1 (0)	2009
Archie Blue	10 (4)	12 (4)	1965–1968	Scott Chipperfield	68 (12)	68 (12)	1998–2010
George Blues	4 (1)	16 (3)	1970–1971	George Christopoulos	10 (1)	13 (1)	1978–1983
Ken Boden	13 (2)	25 (7)	1979–1981	Todd Clarke	21 (0)	36 (0)	1975–1978
Clint Bolton	4 (0)	4 (0)	2000–2006	Nathan Coe	3 (0)	3 (0)	2011
				Gary Cole	19 (17)	40 (21)	1975–1984
				Shannon Cole	1 (0)	1 (0)	2010

AUSTRALIAN NATIONAL TEAM HISTORY

Simon Colosimo	26 (3)	28 (3)	1998–2010	Bill Edwards	1 (1)	na	1933
Dennis Colusso	–	1 (1)	1981	Toddy Edwards	1 (0)	na	1924
Rene Colusso	1 (0)	2 (0)	1975	Trevor Edwards	–	3 (0)	1964–1966
Norman Conquest	11 (0)	na	1947–1950	Charlie Egan	2 (0)	19 (5)	1982–1984
Billy Cook	7 (0)	9 (0)	1965–1967	Ahmad Elrich	17 (5)	17 (5)	2004–2006
Bill Coolahan	3 (1)	na	1938	Brett Emerton	95 (20)	100 (21)	1998–2012
Dave Coote	2 (0)	na	1947	Robert Enes	7 (0)	7 (0)	1996–1997
Steve Corica	32 (5)	41 (6)	1993–2006	I Evans	1 (0)	na	1938
Robert Cornthwaite	8 (3)	8 (3)	2009–2013	Jack Evans	11 (0)	na	1933–1938
Ron Corry	27 (0)	33 (0)	1967–1973	Frank Farina	37 (10)	67 (14)	1984–1995
Angelo Costanzo	6 (1)	6 (1)	2001–2002	William Faulkner	1 (0)	na	1924
Ante Covic	2 (0)	3 (0)	2006–2008	Adam Federici	8 (0)	8 (0)	2010–2013
Chris Coyne	7 (0)	7 (0)	2008–2009	John Filan	2 (0)	3 (0)	1991–1997
John Coyne	4 (0)	9 (0)	1979–1980	Alan Fisher	3 (0)	na	1922
Sean Cranney	3 (0)	3 (0)	1995–1996	Alec Forrest	3 (0)	na	1936–1938
Oscar Crino	39 (6)	70 (12)	1981–1989	Craig Foster	29 (9)	29 (9)	1996–2000
Martyn Crook	9 (0)	13 (0)	1979–1983	Hayden Foxe	11 (2)	15 (2)	1998–2003
Roy Crowhurst	7 (2)	na	1933–1938	Ivan Franjic	7 (0)	7 (0)	2012–2014
Jason Culina	58 (1)	58 (1)	2005–2011	Tony Franken	2 (0)	14 (0)	1984–1992
Dave Cumberland	3 (0)	na	1922	Jim Fraser	8 (0)	10 (0)	1973–1974
Jock Cumberland	3 (0)	na	1922	Peter Fuzes	2 (0)	2 (0)	1967
Tommy Cumming	4 (1)	12 (2)	1979–1980	Eugene Galekovic	8 (0)	8 (0)	2009–2013
Duncan Cummings	2 (1)	4 (1)	1975–1976	Frank Gallen	4 (0)	na	1924
Jim Cunningham	8 (6)	na	1947–1948	Richard Garcia	17 (2)	17 (2)	2008–2012
Michael Curcija	2 (0)	3 (0)	1999–2000	Alan Garside	1 (0)	na	1955
Colin Curran	22 (1)	35 (1)	1970–1979	Cliff Gedge	3 (0)	na	1923
William Dane	2 (0)	na	1922	Aytek Genc	3 (1)	4 (1)	1991–1997
Reg Date	5 (8)	na	1947	John Giacometti	3 (0)	4 (0)	1966–1967
Alan Davidson	51 (2)	76 (3)	1980–1991	Sebastian Giampaolo	2 (0)	2 (0)	1978–1981
Ian Davidson	1 (0)	na	1933	Alex Gibb	7 (0)	na	1922–1933
Jason Davidson	5 (0)	5 (0)	2012–2014	Lex Gibb	8 (0)	na	1938–1948
John Davies	3 (0)	5 (0)	1976–1979	Mike Gibson	1 (0)	7 (0)	1985–1989
Fausto De Amicis	13 (2)	13 (2)	1998–2002	Ron Giles	3 (0)	3 (0)	1965–1967
Ted De Lyster	2 (0)	4 (0)	1967	Jack Gilmour	2 (1)	na	1923–1924
Jean-Paul De Marigny	2 (0)	5 (0)	1987–1990	Rudolfo Gnavi	1 (0)	1 (0)	1975
Albert DePaoli	1 (0)	na	1955	Gerry Gomez	–	2 (0)	1985
Paul Degney	1 (0)	4 (0)	1979–1980	Curtis Good	1 (0)	1 (0)	2014
Mike Denton	4 (0)	14 (6)	1970	Craig Goodwin	2 (0)	2 (0)	2013
Bobby Despotovski	4 (5)	4 (5)	2002	H Gorrington	1 (2)	na	1933
Bruce Djite	9 (0)	9 (0)	2008–2010	Ian Gray	14 (3)	35 (6)	1984–1992
Dino Djulbic	2 (0)	2 (0)	2012	Mike Grbevski	3 (0)	4 (0)	1992
Travis Dodd	2 (1)	2 (1)	2006	Terry Greedy	16 (0)	36 (0)	1983–1985
Steve Dolan	–	1 (0)	1975	Vince Grella	46 (0)	49 (0)	1999–2010
Jim Donaldson	3 (1)	na	1933–1936	Adam Griffiths	2 (0)	2 (0)	2008
John Doyle	1 (0)	7 (2)	1970	Joel Griffiths	3 (1)	3 (1)	2005–2008
Peter Doyle	4 (0)	na	1922–1923	Ryan Griffiths	5 (0)	5 (0)	2006–2008
Ted Drain	2 (0)	na	1947–1955	Brendan Grosse	–	3 (0)	1975
Angus Drennan	3 (0)	na	1948	Glenn Gwynne	2 (0)	2 (0)	1998
Cec Drummond	14 (0)	na	1947–1950	Troy Halpin	6 (1)	6 (1)	1998
Mitchell Duke	4 (2)	4 (2)	2013	George Haniotis	1 (0)	1 (0)	1988
Alan Duncan	2 (0)	na	1948–1955	Jim Harden	3 (0)	na	1936
Robbie Dunn	25 (2)	36 (3)	1985–1988	David Harding	23 (2)	46 (11)	1974–1977
Mehmet Durakovic	44 (4)	64 (6)	1990–2002	George Harris	28 (0)	47 (0)	1971–1978
Terry Eaton	–	1 (0)	1977	Gary Hasler	2 (0)	2 (0)	1992
Alistair Edwards	19 (3)	22 (5)	1991–1997	Alec Heaney	4 (0)	na	1947

AUSTRALIAN NATIONAL TEAM HISTORY

	APPEARANCES (GOALS)		CAREER SPAN			
	<i>A games</i>	<i>All games</i>	<i>All games</i>			
Lou Hearne	3 (0)	na	1954	Zeljko Kalac	54 (0)	57 (0) 1992–2006
Dean Heffernan	2 (1)	2 (1)	2009–2010	Chris Kalantzis	7 (1)	15 (1) 1985–1987
Andy Henderson	2 (0)	na	1924	Kris Kalifatidis	1 (0)	1 (0) 1978
Bill Henderson	6 (0)	na	1954–1956	John Karaspyros	1 (0)	1 (0) 1978
Tony Henderson	27 (2)	50 (6)	1979–1984	Peter Katholos	14 (2)	22 (3) 1981–1984
Alf Henwood	2 (0)	na	1938	Paul Kay	3 (0)	7 (4) 1980–1981
Steve Herczeg	2 (0)	2 (0)	1965	Jason Kearton	–	1 (0) 1992
Clem Higgins	1 (0)	na	1955	David Keddie	–	2 (3) 1970
Jock Hodge	4 (0)	na	1948	George Keith	20 (0)	22 (0) 1967–1971
Don Hodgson	–	1 (0)	1965	Ross Kelly	1 (0)	1 (0) 1968
Bobby Hogg	13 (0)	17 (0)	1972–1973	Dick Kemp	3 (1)	na 1947
Steve Hogg	4 (0)	11 (0)	1980–1981	Matthew Kemp	1 (0)	1 (0) 2010
Doug Holden	–	1 (0)	1966	Josh Kennedy	35 (17)	36 (20) 2006–2013
James Holland	12 (0)	12 (0)	2008–2013	Harry Kewell	58 (17)	60 (19) 1996–2012
Brett Holman	63 (9)	63 (9)	2006–2013	Neil Kilkenny	15 (0)	16 (0) 2006–2012
Graham Honeyman	–	1 (0)	1985	Lorenz Kindtner	1 (0)	1 (0) 1996
Robert Hooker	20 (2)	23 (2)	1990–1998	Patrick Kisnorbo	18 (1)	18 (1) 2002–2009
Matthew Horsley	1 (0)	1 (0)	2000	Colin Kitching	3 (0)	na 1955–1956
Steve Horvat	31 (1)	32 (1)	1994–2002	Fat Kitching	1 (1)	na 1938
Ken Hough	4 (0)	na	1948	Andrew Koczka	5 (0)	7 (1) 1988–1989
Lou Hristodoulou	–	1 (0)	1993	Steve Kokoska	1 (0)	1 (0) 1978
Peter Hrnčir	–	1 (0)	1964	Henry Kolecki	–	2 (0) 1975–1976
Jack Hughes	6 (10)	na	1933–1938	John Kosmina	60 (25)	100 (42) 1976–1988
Pat Hughes	9 (0)	13 (0)	1965–1967	Mark Koussas	2 (0)	3 (1) 1981
Ron Hughes	8 (6)	na	1947–1948	Kaz Kowalec	–	1 (0) 1964
Eric Hulme	6 (4)	na	1950	Eddie Krncevic	20 (4)	35 (17) 1979–1989
Alan Hunter	7 (0)	9 (1)	1986–1988	Tony Krslovic	1 (0)	3 (0) 1990
Hunter	1 (3)	4 (5)	1980	Robbie Kruse	29 (3)	29 (3) 2011–2013
Adauto Iglesias	–	1 (0)	1964	George Kulcsar	3 (0)	3 (0) 1996–1997
Ray Illott	4 (0)	5 (0)	1975–1976	F Laidlaw	1 (0)	na 1933
Sauro Iozzelli	1 (0)	2 (0)	1975–1978	Arch Lambert	1 (0)	na 1924
Mike Ireson	–	1 (0)	1965	Sean Lane	–	1 (0) 1985
Jackson Irvine	1 (0)	1 (0)	2013	Mitch Langerak	3 (0)	3 (0) 2013–2014
Sandy Irvine	2 (0)	6 (1)	1970	Peter Laumets	1 (0)	1 (0) 1978
Lou Ivanoff	–	1 (0)	1965	Bob Lawrie	10 (1)	na 1948–1950
Milan Ivanovic	59 (0)	71 (0)	1991–1998	Ian Lawrie	–	2 (0) 1975
Tom Jack	11 (0)	na	1950–1955	Stephen Laybutt	15 (1)	18 (1) 1999–2004
Bruce James	–	1 (0)	1983	Stan Lazaridis	60 (0)	72 (0) 1993–2006
Scott Jamieson	4 (0)	4 (0)	2009–2012	Charlie Leabeater	2 (0)	na 1924
Mark Jankovics	16 (0)	34 (2)	1976–1983	Ken Learmonth	1 (0)	na 1955
Karl Jaros	–	1 (0)	1964	Mathew Leckie	6 (1)	6 (1) 2012–2014
Mile Jedinak	43 (4)	43 (4)	2008–2014	Grant Lee	2 (0)	5 (0) 1981–1985
Graham Jennings	44 (0)	78 (0)	1983–1989	Adrian Leijer	1 (0)	1 (0) 2008
Allan Johns	10 (6)	na	1948–1950	Jack Lennard	6 (1)	na 1954–1956
Richard Johnson	1 (0)	3 (0)	1999–2000	Percy Lennard	3 (2)	na 1923
Ian Johnston	3 (1)	3 (1)	1965	Peter Lewis	–	6 (0) 1984
George Jolevski	–	3 (0)	1990	John Little	1 (0)	2 (0) 1981
Brad Jones	4 (0)	4 (0)	2007–2014	Ray Lloyd	5 (0)	7 (0) 1967–1969
David Jones	5 (0)	7 (0)	1975–1980	Dominic Longo	8 (0)	13 (0) 1992–1998
Mike Jurecki	–	2 (0)	1964	Ron Lord	3 (0)	na 1955–1964
Ante Juric	4 (1)	4 (1)	2002	Frank Loughran	8 (2)	na 1955–1958
Frank Juric	2 (0)	2 (0)	1995–1996	James Love	1 (0)	na 1923
Tomi Juric	3 (1)	3 (1)	2013	Stuart Lovell	2 (0)	2 (0) 2000
				David Lowe	3 (0)	4 (0) 1986–1991
				Goran Lozanovski	9 (0)	9 (0) 1996–1998

AUSTRALIAN NATIONAL TEAM HISTORY

Massimo Luongo	1 (0)	1 (0)	2014	David Mitchell	29 (11)	44 (15)	1981–1993
Jim Mackay	31 (5)	52 (5)	1970–1975	W Mitchell	3 (0)	na	1923
A Mackey	1 (0)	na	1938	Craig Moore	52 (3)	54 (3)	1995–2010
Adrian Madaschi	5 (2)	5 (2)	2004–2009	Aaron Mooy	3 (3)	3 (3)	2012
Alan Maher	22 (0)	39 (0)	1974–1981	Bill Morgan	1 (0)	na	1938
Bill Mahoney	1 (0)	na	1955	Neville Morgan	–	2 (1)	1975
Jim Malloy	–	1 (0)	1965	Damian Mori	45 (29)	49 (29)	1992–2002
Brad Maloney	6 (2)	9 (2)	1992–2000	Ante Moric	–	1 (0)	1994
Gary Manuel	4 (0)	6 (1)	1969–1975	Bruce Morrow	5 (2)	na	1956–1967
John Markovski	18 (1)	20 (1)	1990–1998	Neil Morson	–	1 (0)	1965
Alan Marnoch	14 (0)	14 (0)	1967–1969	Danny Moulis	1 (1)	4 (3)	1980
Gary Marocchi	10 (0)	16 (0)	1975–1978	Nik Mrdja	1 (0)	1 (0)	2007
Michael Marrone	1 (1)	1 (1)	2012	Mildo Mueller	1 (0)	na	1955
Ray Marshall	2 (0)	na	1947–1955	Jim Muir	5 (0)	6 (0)	1980
Joe Marston	13 (0)	na	1947–1958	Daniel Mullen	1 (0)	1 (0)	2009
Andrew Marth	16 (1)	21 (1)	1991–2000	Joe Mullen	–	2 (0)	1988
Aub Mascord	1 (0)	na	1938	Kevin Mullen	3 (0)	8 (0)	1976–1980
Judy Masters	6 (5)	na	1923–1924	Agenor Muniz	20 (1)	40 (2)	1975–1979
Jack Mather	1 (0)	na	1954	Harry Murdoch	2 (0)	na	1958
Bill Maunder	9 (6)	na	1922–1924	Bill Murphy	2 (1)	na	1954–1955
Henry Maunder	1 (0)	na	1924	Ken Murphy	15 (1)	40 (2)	1983–1986
Steve Mautone	–	1 (0)	1994	Shaun Murphy	18 (3)	20 (3)	1992–2001
Steve Maxwell	3 (0)	4 (0)	1986–1992	Bert Murray	1 (0)	na	1933
Jim McCabe	2 (0)	na	1958	Robert Murray	2 (0)	na	1947
John McCarthy	1 (0)	na	1955	Kevin Muscat	46 (10)	51 (10)	1993–2006
Tommy McColl	19 (8)	20 (9)	1967–1969	Zlatko Nasteovski	–	1 (0)	1990
Tom McCulloch	14 (1)	36 (5)	1984–1992	Lucas Neill	96 (1)	96 (1)	1996–2013
John McDonald	1 (0)	2 (0)	1972	Cyrill Nichols	2 (0)	na	1950
Scott McDonald	26 (0)	26 (0)	2006–2012	Mitch Nichols	4 (0)	4 (0)	2009–2013
Garry McDowall	16 (0)	25 (2)	1985–1988	Herbert Ninaus	–	2 (3)	1964
Ryan McGowan	8 (0)	8 (0)	2012–2013	Alan Niven	8 (0)	8 (0)	1981–1983
Brent McGrath	1 (0)	1 (0)	2011	Eric Norman	–	1 (0)	1971
Willie McGrotty	–	1 (0)	1975	Jade North	41 (0)	41 (0)	2002–2013
Frank McIvor	1 (0)	na	1938	Eric Nunn	1 (0)	na	1924
Jon McKain	16 (0)	16 (0)	2004–2011	Gordon Nunn	11 (7)	na	1948–1958
Matt McKay	45 (1)	45 (1)	2006–2013	George Nuttall	1 (0)	4 (0)	1965–1967
Danny McKinnon	–	2 (2)	1970Hammy	Bogdan Nyskohus	3 (0)	5 (0)	1972
McMeechan	6 (0)	7 (0)	1965–1968	John Nyskohus	25 (1)	47 (3)	1975–1980
Graham McMillan	3 (1)	na	1956	Charlie O'Connor	3 (0)	na	1933
Jimmy McNabb	10 (0)	na	1933–1938	Phil O'Connor	21 (5)	35 (6)	1976–1984
Roy McNaughton	2 (0)	na	1924	Steve O'Connor	15 (0)	42 (3)	1979–1985
Gary Meier	1 (0)	1 (0)	1978	Kevin O'Neill	12 (0)	na	1950–1958
Sergio Melta	1 (0)	2 (0)	1986	John O'Shea	2 (0)	17 (0)	1978–1984
Gabriel Mendez	9 (0)	10 (0)	1994–2000	Mike O'Shea	–	12 (0)	1984
Mike Micevski	1 (0)	6 (0)	1975	Tommy Oar	13 (1)	13 (1)	2010–2014
Frank Micic	6 (1)	9 (1)	1964–1971	Zarko Odzakov	13 (3)	20 (4)	1985–1987
Robert Middleby	5 (0)	5 (0)	2002	Sasa Ogdenovski	22 (1)	22 (1)	2010–2013
Ljubo Milicevic	6 (0)	6 (0)	2005–2006	Paul Okon	28 (0)	37 (1)	1990–2003
Ante Milicic	6 (5)	6 (5)	2002–2005	Tommy Oliver	4 (0)	na	1924
Jim Milisavljevic	–	4 (0)	1974	Scott Ollerenshaw	14 (2)	18 (2)	1987–1989
Scott Miller	2 (0)	2 (0)	2001	Peter Ollerton	31 (15)	55 (20)	1974–1977
Frank Millier-Smith	2 (0)	na	1924	Jeff Olver	37 (0)	51 (0)	1984–1989
Mark Milligan	27 (2)	28 (2)	2006–2014	Con Opasinis	–	3 (0)	1984
Branko Milosevic	11 (1)	15 (1)	1990–1993	John Orr	1 (0)	na	1924
Richard Miranda	–	6 (0)	1984–1985	Jimmy Osborne	7 (0)	na	1933–1938

AUSTRALIAN NATIONAL TEAM HISTORY

	APPEARANCES (GOALS)		CAREER SPAN			
	<i>A games</i>	<i>All games</i>	<i>All games</i>			
Ernie Owen	3 (0)	na	1923–1924	Alec Robertson	–	8 (0) 1984
Theo Paap	–	1 (0)	1965	Harry Robertson	9 (2)	na 1950–1954
Erik Paartalu	2 (0)	2 (0)	2013	Mark Robertson	1 (0)	1 (0) 2001
Bill Paddocks	1 (0)	na	1955	Jim Robinson	1 (0)	na 1924
Connor Pain	1 (0)	1 (0)	2013	Sid Robinson	2 (0)	na 1923
Joe Palatsides	1 (0)	1 (0)	1988	John Roche	4 (0)	11 (0) 1970
Jock Parkes	6 (0)	na	1933–1938	Bill Rogers	2 (0)	4 (0) 1972–1981
Tom Parry	1 (0)	na	1938	Tomas Rogic	9 (0)	9 (0) 2012–2014
Frank Parsons	7 (15)	na	1948–1950	Roger Romanowicz	6 (0)	10 (0) 1967–1972
Kaz Patafta	–	1 (0)	2006	Jimmy Rooney	57 (3)	100 (7) 1971–1980
Jim Patikas	10 (2)	27 (4)	1981–1988	Billy Rorke	8 (0)	9 (0) 1965–1967
Jamie Paton	2 (0)	4 (0)	1980	A Roth	1 (0)	na 1938
Eric Pattison	–	1 (0)	1965	G Rowe	1 (0)	na 1924
Jim Pearson	5 (1)	8 (1)	1965	Nikita Rukavytsya	13 (1)	13 (1) 2009–2013
Johnny Peebles	1 (0)	na	1923	Norm Rule	1 (0)	na 1958
John Perin	3 (0)	9 (0)	1969–1970	John Russell	1 (0)	8 (0) 1975–1979
Steve Perry	13 (0)	25 (0)	1978–1981	Willie Rutherford	6 (1)	6 (1) 1969
Phil Peters	1 (0)	na	1955	Mat Ryan	5 (0)	5 (0) 2012–2014
Mike Petersen	32 (1)	50 (3)	1985–1992	Abbas Saad	4 (0)	6 (0) 1990–1998
E Petie	1 (0)	na	1938	Barry Salisbury	–	2 (0) 1964
Jason Petkovic	15 (0)	16 (0)	1995–2002	Cliff Sander	8 (0)	na 1954–1956
Michael Petkovic	6 (0)	7 (0)	1999–2008	George Sanders	4 (2)	na 1950
Sasho Petrovski	2 (1)	2 (1)	2001–2006	Frank Sands	1 (0)	na 1954
John Pettigrew	4 (0)	na	1955–1956	Kristian Sarkies	2 (0)	3 (0) 2006–2008
Tony Pezzano	–	5 (0)	1984	Adam Sarota	3 (0)	3 (0) 2011–2012
Josip Picioane	1 (0)	3 (0)	1978–1979	Wally Savor	23 (0)	38 (0) 1984–1989
Ralph Piercy	2 (0)	na	1955	Manfred Schaefer	49 (0)	73 (1) 1967–1974
Ray Pocock	–	1 (0)	1974	Les Scheinflug	6 (4)	11 (4) 1964–1968
Jason Polak	28 (2)	37 (2)	1988–1996	Mark Schwarzer	109 (0)	110 (0) 1993–2013
Tom Pondeljak	6 (0)	6 (0)	2002–2009	Theo Selemidis	7 (1)	17 (1) 1980–1984
Tony Popovic	58 (8)	61 (9)	1994–2006	Joe Senkalski	2 (0)	2 (0) 1978–1980
Joel Porter	4 (5)	4 (5)	2002	Peter Sharne	23 (8)	40 (10) 1977–1981
Angie Postecoglou	4 (0)	4 (0)	1986–1988	Vic Sharp	2 (0)	na 1936
Billy Price	3 (6)	na	1936	C Shenton	3 (0)	na 1922
Ivo Prskalo	14 (1)	27 (1)	1979–1980	Nigel Shepherd	9 (0)	12 (0) 1965–1967
Con Purser	1 (0)	na	1955	H Sherringham	2 (0)	na 1924
Gary Quested	–	2 (0)	1970	Hilton Silva	–	1 (0) 1979
Alf Quill	2 (2)	na	1938	Matt Simon	2 (0)	2 (0) 2009
G Raitt	1 (0)	na	1924	Roy Simpson	–	1 (0) 1965
F Ramsey	1 (0)	na	1924	Josip Skoko	51 (9)	53 (9) 1997–2007
Peter Raskopoulos	14 (0)	35 (2)	1980–1989	Robbie Slater	28 (1)	37 (1) 1984–1997
David Ratcliffe	21 (1)	49 (3)	1982–1986	Geoff Sleight	2 (0)	2 (0) 1965
Paul Reid	2 (0)	2 (0)	2009	George Slifkas	1 (0)	1 (0) 1993
Rod Reid	–	1 (0)	1965	F Smith	2 (0)	na 1933
Jack Reilly	15 (0)	35 (0)	1970–1977	George Smith	6 (16)	na 1933–1936
Vic Reynolds	–	1 (0)	1964	Jack Smith	1 (0)	na 1950
Billy Rice	5 (0)	7 (0)	1965–1969	Matt Smith	3 (0)	3 (0) 2012
Harry Rice	1 (0)	na	1954	Ted Smith	2 (0)	na 1956
Ray Richards	31 (5)	60 (10)	1967–1975	Marshall Soper	5 (0)	29 (4) 1983–1986
Mendo Ristovski	2 (0)	2 (0)	1976–1978	Ian Souness	–	2 (0) 1979
Nick Rizzo	1 (0)	1 (0)	1998	John Spanos	1 (0)	3 (1) 1980–1981
Joe Rizzotto	–	3 (0)	1984	Warren Spink	30 (6)	38 (9) 1988–1997
John Roberts	1 (0)	4 (0)	1965	Matthew Spiranovic	17 (0)	17 (0) 2008–2014
				Joe Spiteri	8 (2)	8 (2) 1995–1998
				Harry Spurway	4 (0)	na 1924

AUSTRALIAN NATIONAL TEAM HISTORY

Tony Spyridakos	2 (0)	5 (0)	1990	Mark Viduka	43 (11)	45 (11)	1994–2007
Tommy Stankovic	–	1 (0)	1965	Max Vieri	6 (0)	6 (0)	2004–2005
Shane Stefanutto	3 (0)	3 (0)	2007–2009	Charlie Villani	1 (0)	5 (0)	1987
Mile Sterjovski	43 (8)	43 (8)	2000–2010	Brian Vogler	3 (2)	na	1956–1958
John Stevenson	1 (0)	2 (0)	1978–1979	Billy Vojtek	30 (6)	44 (13)	1967–1973
Charlie Stewart	5 (3)	na	1947–1955	Paul Wade	84 (10)	115 (11)	1985–1996
Darren Stewart	3 (0)	4 (0)	1992	Danny Walsh	7 (0)	8 (0)	1966–1969
Russell Stewart	–	1 (0)	1986	Dave Ward	6 (1)	na	1922–1924
Mita Stojanovic	–	2 (0)	1964–1965	Alwyn Warren	4 (0)	na	1955–1956
Pete Stone	1 (0)	na	1956	Johnny Warren	42 (6)	62 (10)	1965–1974
Peter Stone	11 (0)	16 (0)	1976–1978	John Watkiss	23 (2)	31 (4)	1965–1974
Gilbert Storey	5 (0)	na	1923–1924	Joe Watson	17 (2)	41 (2)	1979–1986
Les Suchanek	1 (0)	na	1954	Kasey Wehrman	12 (0)	14 (0)	1998–2006
Adam Taggart	4 (3)	4 (3)	2012–2013	Bob Wemyss	2 (0)	na	1958
Mark Talajic	1 (0)	1 (0)	1992	Doug Wendt	1 (0)	na	1955
Kimon Taliadoros	4 (0)	9 (2)	1990–1993	Alan Westwater	14 (2)	16 (3)	1967–1968
Jim Tansey	20 (0)	43 (0)	1975–1981	Robert Wheatley	5 (0)	9 (0)	1981–1990
Ernie Tapai	37 (6)	52 (6)	1986–1998	Alf White	1 (0)	na	1938
David Tarka	2 (0)	2 (0)	2004	J White	3 (0)	na	1923–1924
Fausto Tarquinio	–	2 (1)	1975	Harold Whitelaw	1 (0)	na	1938
J Taylor	1 (0)	na	1933	Malcolm Wild	2 (0)	na	1954
Tom Tennant	1 (0)	na	1933	Gary Wilkins	2 (0)	4 (0)	1967
Sid Thomas	2 (0)	na	1955	Alex Wilkinson	1 (0)	1 (0)	2014
Archie Thompson	54 (28)	55 (28)	2001–2013	Jim Wilkinson	7 (3)	na	1936–1938
Matt Thompson	4 (0)	4 (0)	2009–2010	Luke Wilkshire	79 (8)	79 (8)	2004–2013
Tom Thompson	8 (0)	na	1922–1924	Cecil Williams	2 (0)	na	1924
Michael Thwaite	13 (0)	13 (0)	2005–2013	David Williams	2 (0)	2 (0)	2008–2010
Danny Tiatto	23 (1)	27 (1)	1995–2005	Harry Williams	20 (0)	43 (1)	1970–1977
Alex Tobin	87 (2)	113 (3)	1988–1999	Rhys Williams	14 (0)	14 (0)	2009–2013
Dave Todd	6 (1)	6 (1)	1965	Bill Wilson	8 (0)	na	1947–1955
Max Tolson	16 (4)	19 (4)	1971–1974	Lindsay Wilson	2 (0)	2 (0)	2001
Nikolai Topor-Stanley	3 (0)	3 (0)	2008	Peter Wilson	65 (3)	116 (3)	1970–1979
Phil Traianedes	–	1 (0)	1990	Greg Woodhouse	11 (0)	24 (0)	1979–1981
Kris Trajanovski	16 (10)	16 (10)	1996–1998	Brett Woods	1 (0)	2 (0)	1981
Robert Trajkovski	3 (0)	3 (0)	1997–1998	Matt Woods	–	1 (0)	1964
Howard Tredinnick	1 (0)	2 (0)	1981	Max Wynn	6 (0)	na	1938–1947
Peter Tredinnick	3 (0)	6 (0)	1979–1983	Dennis Yaager	2 (0)	11 (0)	1970
Paul Trimboli	39 (14)	46 (16)	1988–2002	Charlie Yankos	49 (7)	86 (11)	1983–1990
James Troisi	9 (1)	9 (1)	2008–2012	Bob Young	6 (0)	na	1950
Bryan Turner	1 (0)	1 (0)	1971	John Yzendoorn	13 (1)	18 (1)	1979–1981
Doug Utjesenovic	36 (2)	61 (2)	1972–1976	Robert Zabica	27 (0)	42 (0)	1990–1994
Ken Vairy	1 (1)	na	1955	Ruben Zadkovich	3 (0)	3 (0)	2008–2013
Carl Valeri	50 (1)	50 (1)	2007–2012	Clayton Zane	14 (6)	16 (6)	1999–2001
Mike Valkanis	1 (0)	1 (0)	2006	David Zdrilic	30 (20)	30 (20)	1997–2005
Dick Van Alphen	9 (0)	10 (0)	1967–1968	Ned Zelic	33 (3)	40 (5)	1991–1999
Cliff Van Blerk	2 (0)	3 (0)	1965–1967	David Zeman	3 (0)	3 (0)	1969
Jason Van Blerk	27 (1)	33 (1)	1990–2000	Andrew Zinni	10 (3)	17 (6)	1986–1991
Gary Van Egmond	9 (0)	15 (0)	1988–1990	Michael Zullo	10 (0)	10 (0)	2009–2013
Rodrigo Vargas	2 (0)	2 (0)	2009				
Carl Veart	18 (7)	23 (9)	1992–2000				
Lou Vella	2 (0)	na	1958				
Aurelio Vidmar	44 (17)	53 (18)	1988–2001				
Tony Vidmar	76 (3)	91 (3)	1991–2006				
Dario Vidosic	21 (2)	21 (2)	2009–2014				

As at 14 May 2014.

Statistics exclude matches played against domestic opposition (eg. state teams) & other exhibition or purely training matches. Details for some non-A international matches played pre Federation (1963) not available [na].

AUSTRALIAN NATIONAL TEAM HISTORY

CAPTAINS – a full listing of players who commenced at least one A international match as captain

#	Captain	First starting captaincy	Total
1	Alex Gibb	17-06-22 v New Zealand (Dunedin)	6
2	Judy Masters	07-06-24 v Canada (Brisbane)	5
3	Bill Maunder	28-06-24 v Canada (Newcastle)	1
4	George Smith	05-06-33 v New Zealand (Brisbane)	3
5	Alec Cameron	04-07-36 v New Zealand (Dunedin)	3
6	Bill Coolahan	03-09-38 v India (Sydney)	3
7	Jack Evans	10-09-38 v India (Brisbane)	1
8	James Osborne	24-09-38 v India (Sydney)	1
9	Alec Heaney	10-05-47 v South Africa (Sydney)	2
10	Reg Date	24-05-47 v South Africa (Brisbane)	3
11	Cec Drummond	14-08-48 v New Zealand (Wellington)	4
12	Bob Lawrie	14-06-50 v Zimbabwe (Salisbury)	6
13	Tom Jack	14-08-54 v New Zealand (Melbourne)	2
14	Kevin O'Neill	28-08-54 v New Zealand (Brisbane)	3
15	Joe Marston	03-09-55 v South Africa (Brisbane)	4
16	Bob Bignall	24-09-55 v South Africa (Sydney)	4
17	Les Scheinflug	21-11-65 v Korea DPR (Phnom Penh)	3
18	Pat Hughes	26-11-65 v Cambodia (Phnom Penh)	7
19	Johnny Warren	05-11-67 v New Zealand (Saigon)	24
20	Stan Ackerley	31-03-68 v Japan (Melbourne)	3
21	Peter Wilson	11-11-71 v Israel (Brisbane)	60
22	Jimmy Rooney	24-10-76 v Hong Kong (Hong Kong)	9
23	Gary Marocchi	11-06-78 v Greece (Melbourne)	2
24	Murray Barnes	18-06-78 v Greece (Sydney)	9
25	Eddie Krncevic	26-02-80 v Papua New Guinea (Noumea)	1
26	Tony Henderson	11-06-80 v Northern Ireland (Sydney)	5
27	Peter Raskopoulos	30-08-81 v Indonesia (Jakarta)	2
28	John Kosmina	06-10-82 v Thailand (Singapore)	25
29	David Ratcliffe	23-10-85 v Chinese Taipei (Adelaide)	1
30	Joe Watson	10-08-86 v Czechoslovakia (Sydney)	1
31	Charlie Yankos	25-10-86 v New Zealand (Auckland)	30
32	Alan Davidson	12-10-88 v New Zealand (Dunedin)	1
33	Paul Wade	25-08-90 v Indonesia (Jakarta)	46
34	Graham Arnold	06-06-93 v New Zealand (Melbourne)	5
35	Alex Tobin	11-02-95 v Colombia (Sydney)	30
36	Frank Farina	18-06-95 v Ghana (Sydney)	1
37	Aurelio Vidmar	21-06-95 v Ghana (Adelaide)	7
38	Paul Okon	09-10-96 v Saudi Arabia (Riyadh)	24
39	Milan Ivanovic	15-02-98 v Japan (Adelaide)	1
40	Craig Foster	15-02-00 v Bulgaria (Valparaiso)	1
41	Zeljko Kalac	04-10-00 v Kuwait (Dubai)	2
42	Kevin Muscat	09-04-01 v Tonga (Coffs Harbour)	5
43	Tony Vidmar	09-06-01 v Brazil (Seoul)	6
44	Steve Horvat	15-08-01 v Japan (Shikouka)	5
45	Mehmet Durakovic	12-07-02 v Tahiti (Auckland)	1
46	Craig Moore	18-02-04 v Venezuela (Caracas)	13
47	Mark Schwarzer	21-05-04 v Turkey (Sydney)	10
48	Josip Skoko	06-06-04 v Solomon Islands (Adelaide)	3
49	Mark Viduka	03-08-05 v Solomon Islands (Sydney)	17
50	Lucas Neill	07-10-06 v Paraguay (Brisbane)	61
51	Vince Grella	14-11-06 v Ghana (London)	1
52	Brett Emerton	06-02-07 v Denmark (London)	5
53	Harry Kewell	22-03-08 v Singapore (Singapore)	6
54	Jason Culina	03-03-10 v Indonesia (Brisbane)	1
55	Matt McKay	07-12-12 v Guam (Hong Kong)	2
56	Mark Milligan	20-07-13 v Korea Republic (Seoul)	2
57	Mile Jedinak	05-03-14 v Ecuador (London)	1

Starting captains only. As at 14 May 2014.

AUSTRALIAN NATIONAL TEAM HISTORY

PLAYER RECORDS

TOP TEN APPEARANCES – A internationals

109	Mark Schwarzer (1993–2013)
96	Lucas Neill (1996–2013)
95	Brett Emerton (1998–2012)
87	Alex Tobin (1988–1998)
84	Paul Wade (1986–1996)
79	Luke Wilkshire (2004–2013)
76	Tony Vidmar (1991–2006)
73	Mark Bresciano (2001–2013)
68	Scott Chipperfield (1998–2010)
65	Peter Wilson (1970–1979)

TOP TEN APPEARANCES – all internationals

116	Peter Wilson (1970–1979)
115	Paul Wade (1985–1996)
113	Alex Tobin (1988–1999)
110	Mark Schwarzer (1993–2013)
100	Brett Emerton (1998–2012)
100	John Kosmina (1976–1988)
100	Jimmy Rooney (1971–1980)
96	Lucas Neill (1996–2013)
91	Tony Vidmar (1991–2006)
89	Attila Abonyi (1967–1977)

TOP TEN GOALSCORERS – A internationals

31	Tim Cahill (2004–2014)
29	Damian Mori (1992–2002)
28	Archie Thompson (2001–2012)
27	John Aloisi (1997–2007)
25	Attila Abonyi (1967–1977)
25	John Kosmina (1977–1988)
20	Brett Emerton (1999–2012)
20	David Zdrilic (2000–2005)
19	Graham Arnold (1985–1997)
18	Ray Baartz (1967–1974)

TOP TEN GOALSCORERS – all internationals

42	John Kosmina (1976–1988)
36	Attila Abonyi (1967–1977)
34	Graham Arnold (1985–1997)
32	Tim Cahill (2004–2014)
29	John Aloisi (1997–2007)
29	Damian Mori (1992–2002)
28	Archie Thompson (2001–2012)
21	Ray Baartz (1967–1974)
21	Gary Cole (1978–1982)
21	Brett Emerton (1999–2012)

TOP FIVE CLEAN SHEETS – A internationals

44	Mark Schwarzer (1994–2013)
24	Zeljko Kalac (1994–2006)
13	Jeff Olver (1985–1988)
12	Robert Zabica (1990–1993)
10	Mark Bosnich (1993–2000)

TOP FIVE CLEAN SHEETS – all internationals

44	Mark Schwarzer (1994–2013)
24	Zeljko Kalac (1994–2006)
17	Jeff Olver (1984–1988)
17	Robert Zabica (1990–1993)
12	Terry Greedy (1983–1985)

A clean sheet is attained when a goalkeeper plays an entire match without conceding a goal

MOST GOALS IN A MATCH

13	Archie Thompson	11-04-2001	v American Samoa (Coffs Harbour) W31-0	FIFA World Cup Qualifier
8	David Zdrilic	11-04-2001	v American Samoa (Coffs Harbour) W31-0	FIFA World Cup Qualifier
7	Gary Cole	14-08-1981	v Fiji (Melbourne) W10-0	FIFA World Cup Qualifier
6	Frank Parsons	11-09-1948	v New Zealand (Auckland) W8-1	Friendly
6	John Aloisi	09-04-2001	v Tonga (Coffs Harbour) W22-0	FIFA World Cup Qualifier

All statistics at 14 May 2014

A internationals are matches played between FIFA-affiliated nations with no major restriction (eg. age) affecting either team's player selection. **All internationals** include matches against other international opposition eg. club teams, age-restricted national teams and national teams not affiliated with FIFA at the time.

AUSTRALIAN NATIONAL TEAM HISTORY

PLAYER RECORDS

LONGEST CAREERS – A internationals

20y 038d	Mark Schwarzer	31-07-93 to 07-09-13
17y 041d	Lucas Neill	09-10-96 to 19-11-13
16y 046d	Harry Kewell	23-04-96 to 08-06-12
15y 243d	Tony Vidmar	06-02-91 to 07-10-06
14y 363d	Craig Moore	21-06-95 to 19-06-10
14y 306d	Brett Emerton	07-02-98 to 09-12-12
14y 057d	Zeljko Kalac	11-08-92 to 07-10-06
13y 221d	Paul Trimboli	03-12-88 to 12-07-02
13y 175d	Stan Lazaridis	15-04-93 to 07-10-06
13y 123d	Steve Corica	15-04-93 to 16-08-06

LONGEST CAREERS – all internationals

20y 038d	Mark Schwarzer	31-07-93 to 07-09-13
17y 041d	Lucas Neill	09-10-96 to 19-11-13
16y 046d	Harry Kewell	23-04-96 to 08-06-12
15y 243d	Tony Vidmar	06-02-91 to 07-10-06
14y 363d	Craig Moore	21-06-95 to 19-06-10
14y 306d	Brett Emerton	07-02-98 to 09-12-12
14y 057d	Zeljko Kalac	11-08-92 to 07-10-06
13y 221d	Paul Trimboli	03-12-88 to 12-07-02
13y 199d	Robbie Slater	31-05-84 to 16-12-97
13y 186d	Steve Corica	11-02-93 to 16-08-06

YOUNGEST PLAYERS – A internationals

17y 139d	Duncan Cummings	06-08-1975	v China (Melbourne) W1-0
17y 182d	George Christopoulos	11-06-1978	v Greece (Melbourne) L1-2
17y 214d	Harry Kewell	23-04-1996	v Chile (Antofagasta) L0-3
17y 284d	Paul Kay	26-02-1980	v Papua New Guinea (Noumea) W11-2
17y 316d	Jim Patikas	30-08-1981	v Indonesia (Jakarta) L0-1

OLDEST PLAYERS – A internationals

40y 336d	Mark Schwarzer	07-09-2013	v Brazil (Brasilia) L0-6
37y 056d	Milan Ivanovic	15-02-1998	v Japan (Adelaide) L0-3
36y 274d	Mehmet Durakovic	14-07-2002	v New Zealand (Auckland) L0-1
36y 095d	Tony Vidmar	07-10-2006	v Paraguay (Brisbane) D1-1
35y 275d	Jimmy Osborne	24-09-1938	v India (Sydney) W5-4
35y 255d	Lucas Neill	19-11-2013	v Costa Rica (Sydney) W1-0

OLDEST DEBUTANTS – A internationals

32y 032d	Dean Anastasiadis	08-07-2002	v New Caledonia (Auckland) W11-0
31y 358d	Mike Valkanis	16-08-2006	v Kuwait (Sydney) W2-0
31y 329d	Ivo Prskalo	27-11-1979	v Taiwan (Taipei City) W2-0
31y 283d	Bill Rogers	25-04-1981	v New Zealand (Auckland) D3-3
31y 228d	Sasa Ognenovski	17-11-2010	v Egypt (Cairo) L0-3

YOUNGEST GOALSCORERS – A internationals

17y 139d	Duncan Cummings	06-08-1975	v China (Melbourne) W1-0
18y 166d	Ian Johnston	08-12-1965	v Malaysia (Ipoh) W3-0
18y 200d	Ian Hunter	26-02-1980	v Papua New Guinea (Noumea) W11-2
19y 061d	Harry Kewell	22-11-1997	v Iran (Tehran) D1-1
19y 062d	David Mitchell	14-08-1981	v Fiji (Melbourne) W10-0

OLDEST GOALSCORERS – A internationals

36y 272d	Mehmet Durakovic	12-07-2002	v Tahiti (Auckland) W2-1
35y 094d	Lucas Neill	11-06-2013	v Jordan (Melbourne) W4-0
34y 100d	Tony Vidmar	12-10-2004	v Solomon Islands (Sydney) W6-0
34y 072d	Aurelio Vidmar	16-04-2001	v Samoa (Coffs Harbour) W11-0
34y 045d	Archie Thompson	07-12-2012	v Guam (Hong Kong) W9-0

All statistics at 14 May 2014

AUSTRALIAN NATIONAL TEAM HISTORY

COACHES – national team coaches since Federation (1963)

	COACHING SPAN	A INTERNATIONALS.....				ALL INTERNATIONALS.....			
		<i>Matches</i>	<i>W</i>	<i>D</i>	<i>L</i>	<i>Matches</i>	<i>W</i>	<i>D</i>	<i>L</i>
Graham Arnold	2006–2007	15	6	4	5	15	6	4	5
Frank Arok	1983–1990	48	22	14	12	89	41	22	26
Rob Baan	2007	1	1	0	0	1	1	0	0
Han Berger	2010	1	0	0	1	0	0	0	1
Raul Blanco	1996–1999	7	5	1	1	10	6	1	3
Tony Boggi	1975	1	1	0	0	5	2	1	2
Frank Farina	1999–2005	58	34	9	15	60	34	10	16
Vic Fernandez	1992	2	1	0	1	4	2	0	2
Brian Green	1975–1976	8	2	3	3	9	2	4	3
Rudi Gutendorf	1979–1981	18	3	7	8	37	15	10	12
Guus Hiddink	2005–2006	12	7	2	3	13	8	2	3
Tiko Jelisavcic	1965	7	3	1	3	10	4	3	3
Jim Kelly	1964	.				2	0	0	2
John Margaritis	1985	.				2	2	0	0
Joe Marston	1966	.				1	0	1	0
Eddie McGeough	1965	.				1	0	0	1
Holger Osieck	2010–2013	44	23	10	11	44	23	10	11
Ange Postecoglou	2013–2014	2	1	0	1	2	1	0	1
Rale Rasic	1970–1974	33	16	10	7	57	27	17	13
Les Scheinflug	1974–1994	19	13	1	5	22	15	1	6
Jim Shoulder	1976–1978	26	11	7	8	47	16	10	21
Eddie Thomson	1984–1996	55	23	12	20	84	34	21	29
Terry Venables	1997–1998	23	15	3	5	23	15	3	5
Joe Venglos	1967	3	0	0	3	5	2	0	3
Pim Verbeek	2008–2010	33	18	9	6	33	18	9	6
Aurelio Vidmar	2013	1	1	0	0	1	1	0	0
Joe Vlasits	1967–1970	23	13	7	3	25	15	7	3
Eric Worthington	1975	.				4	0	2	2

As at 14 May 2014

AUSTRALIAN NATIONAL TEAM HISTORY

RECENT MATCHES – details for all matches played since the 2010 FIFA World Cup

AUSTRALIA 0 SLOVENIA 2 *Friendly (11-Aug-10, Ljubljana, Slovenia)*

Mark Schwarzer (Adam Federici 46'), Lucas Neill, David Carney, Jade North, Luke Wilkshire, Carl Valeri, Mile Jedinak (James Holland 88'), Richard Garcia, Brett Holman, Bruce Djite (Dario Vidosic 55'), Nikita Rukavytsya (Nathan Burns 71'). *Coach:* Han Berger.

AUSTRALIA 0 SWITZERLAND 0 *Friendly (03-Sep-10, St Gallen, Switzerland)*

Mark Schwarzer, Matthew Spiranovic, Lucas Neill, Brett Emerton, David Carney, Luke Wilkshire, Carl Valeri (Mile Jedinak 82'), Jason Culina, Tim Cahill (Dario Vidosic 67'), Scott McDonald, Brett Holman (Tommy Oar 84'). *Coach:* Holger Osieck.

AUSTRALIA 2 (Brett Holman 13', Luke Wilkshire 26'pen) **POLAND 1** *Friendly (07-Sep-10, Krakow, Poland)*

Adam Federici, Jon McKain, Lucas Neill, David Carney, Luke Wilkshire, Mile Jedinak, Tim Cahill (Dario Vidosic 75'), Carl Valeri (Jason Culina 56'), Scott McDonald (Nathan Burns 81'), Richard Garcia, Brett Holman (Brett Emerton 30'). *Coach:* Holger Osieck.

AUSTRALIA 1 (David Carney 53') **PARAGUAY 0** *Friendly (09-Oct-10, Sydney)*

Mark Schwarzer, Jon McKain, David Carney, Mile Jedinak, Tim Cahill (Matt McKay 76'), Jade North, Luke Wilkshire, Jason Culina, Harry Kewell (Dario Vidosic 88'), Richard Garcia (Alex Brosque 90'), Josh Kennedy (Scott McDonald 61'). *Coach:* Holger Osieck.

AUSTRALIA 0 EGYPT 3 *Friendly (17-Nov-10, Cairo, Egypt)*

Mark Schwarzer, Sasa Ognenovski (Jade North 66'), Lucas Neill, Brett Emerton (Richard Garcia 34'), David Carney, Mile Jedinak, Luke Wilkshire (Carl Valeri 89'), , Jason Culina, Tim Cahill (Matt McKay 75' Scott McDonald, Brett Holman (Dario Vidosic 75'). *Coach:* Holger Osieck.

AUSTRALIA 0 UNITED ARAB EMIRATES 0 *Friendly (05-Jan-11, Al Ain City, United Arab Emirates)*

Brad Jones, Sasa Ognenovski, Lucas Neill (Nathan Coe 46'), David Carney, Luke Wilkshire (Jade North 46'), Matt McKay, Mile Jedinak (Neil Kilkeny 59'), Carl Valeri, Scott McDonald (Robbie Kruse 59'), Brett Holman (Tommy Oar 58'), Nathan Burns. *Coach:* Holger Osieck.

AUSTRALIA 4 (Tim Cahill 11', 65', Brett Holman 47'+, Harry Kewell 72') **INDIA 0** *AFC Asian Cup (10-Jan-11, Doha, Qatar)*

Mark Schwarzer, Sasa Ognenovski, Lucas Neill, Brett Emerton (Nathan Burns 77'), Luke Wilkshire, David Carney, Mile Jedinak (Matt McKay 62'), Jason Culina, Tim Cahill, Harry Kewell (Scott McDonald 72'), Brett Holman. *Coach:* Holger Osieck.

AUSTRALIA 1 (Mile Jedinak 62') **KOREA REPUBLIC 1** *AFC Asian Cup (14-Jan-11, Doha, Qatar)*

Mark Schwarzer, Sasa Ognenovski, Lucas Neill, Brett Emerton, David Carney, Tim Cahill, Mile Jedinak, Jason Culina (Carl Valeri 46'), Luke Wilkshire (Jade North 68'), Harry Kewell, Brett Holman (Matt McKay 89'). *Coach:* Holger Osieck.

AUSTRALIA 1 (Mile Jedinak 37') **BAHRAIN 0** *AFC Asian Cup (18-Jan-11, Doha, Qatar)*

Mark Schwarzer, Sasa Ognenovski, Lucas Neill, Brett Emerton, Matt McKay, Mile Jedinak, Tim Cahill (Robbie Kruse 90'), Carl Valeri, Jade North (Neil Kilkeny 80'), Harry Kewell (Scott McDonald 76'), Brett Holman

AUSTRALIA 1 (Harry Kewell 28') **IRAQ 0** *AFC Asian Cup - quarter final (22-Jan-11, Doha, Qatar)*

Mark Schwarzer, Sasa Ognenovski, Lucas Neill, Matt McKay, David Carney (Neil Kilkeny 109'), Mile Jedinak, Tim Cahill (Scott McDonald 92'+), Carl Valeri, Luke Wilkshire, Harry Kewell, Brett Holman (Nathan Burns 102'). *Coach:* Holger Osieck.

AUSTRALIA 6 (Harry Kewell 5', Sasa Ognenovski 35', David Carney 65', Brett Emerton 73', Carl Valeri 82', Robbie Kruse 83') **UZBEKISTAN 0** *AFC Asian Cup - semi final (25-Jan-11, Doha, Qatar)*

Mark Schwarzer, Sasa Ognenovski, Lucas Neill, David Carney, Matt McKay, Mile Jedinak, Tim Cahill (Neil Kilkeny 71'), Carl Valeri, Luke Wilkshire, Harry Kewell (Robbie Kruse 53'), Brett Holman (Brett Emerton 61'). *Coach:* Holger Osieck.

AUSTRALIA 0 JAPAN 1 *AFC Asian Cup - final (29-Jan-11, Doha, Qatar)*

Mark Schwarzer, Sasa Ognenovski, Lucas Neill, David Carney, Matt McKay, Mile Jedinak, Tim Cahill (Neil Kilkeny 109'), Carl Valeri, Luke Wilkshire, Harry Kewell (Robbie Kruse 103'), Brett Holman (Brett Emerton 65'). *Coach:* Holger Osieck.

AUSTRALIA 2 (David Carney 61', Luke Wilkshire 64'pen) **GERMANY 1** *Friendly (29-Mar-11, Monchengladbach, Germany)*

Mark Schwarzer, Sasa Ognenovski, Lucas Neill, Brett Emerton, David Carney, Matt McKay, Mile Jedinak, Carl Valeri, Luke Wilkshire, Harry Kewell (Robbie Kruse 80'), Brett Holman (Brent McGrath 90'). *Coach:* Holger Osieck.

AUSTRALIAN NATIONAL TEAM HISTORY

RECENT MATCHES

AUSTRALIA 3 (Josh Kennedy 10', 59', James Troisi 94'+) **NEW ZEALAND 0** *Friendly (05-Jun-11, Adelaide)*
Nathan Coe, Jon McKain, Matthew Spiranovic, Brett Emerton (Rhys Williams 46'), Luke Wilkshire (Dario Vidosic 46'), Neil Kilkenny, Carl Valeri (Mark Milligan 65'), Michael Zullo (Matt McKay 70'), James Troisi, Brett Holman (Robbie Kruse 46'), Josh Kennedy (Alex Brosque 60'). *Coach: Holger Osieck.*

AUSTRALIA 0 SERBIA 0 *Friendly (07-Jun-11, Melbourne)*
Adam Federici, Sasa Ognenovski, Lucas Neill (Jon McKain 58'), Brett Emerton (Rhys Williams 58'), Carl Valeri, Luke Wilkshire (Dario Vidosic 58'), Matt McKay, Mile Jedinak (Neil Kilkenny 74'), Michael Zullo (James Troisi 46'), Archie Thompson (Robbie Kruse 66'), Brett Holman. *Coach: Holger Osieck.*

AUSTRALIA 2 (Tim Cahill 44', Robbie Kruse 60') **WALES 1** *Friendly (10-Aug-11, Cardiff, Wales)*
Mark Schwarzer, Matthew Spiranovic, Lucas Neill, Brett Emerton (Rhys Williams 46'), Carl Valeri (Robbie Kruse 46'), Luke Wilkshire (James Troisi 70'), Matt McKay, Tim Cahill (Adam Sarota 83'), Neil Kilkenny, Michael Zullo (Mile Jedinak 90'), Scott McDonald. *Coach: Holger Osieck.*

AUSTRALIA 2 (Josh Kennedy 58', Alex Brosque 86') **THAILAND 1** *FIFA World Cup Qualifier (02-Sep-11, Brisbane)*
Mark Schwarzer, Matthew Spiranovic, Lucas Neill, Brett Emerton (Alex Brosque 79'), Carl Valeri, Luke Wilkshire, Matt McKay, Tim Cahill (Robbie Kruse 71'), Neil Kilkenny, Brett Holman (James Troisi 91'), Josh Kennedy. *Coach: Holger Osieck.*

AUSTRALIA 3 (Josh Kennedy 40', 77', Luke Wilkshire 77'pen) **SAUDI ARABIA 1** *FIFA World Cup Qualifier (06-Sep-11, Dammam, Saudi Arabia)*
Mark Schwarzer, Sasa Ognenovski, Lucas Neill, Brett Emerton, Matt McKay, Mile Jedinak, Carl Valeri, Luke Wilkshire, Michael Zullo (Robbie Kruse 78'), Brett Holman (Tim Cahill 86'), Josh Kennedy (Mark Milligan 89'). *Coach: Holger Osieck.*

AUSTRALIA 5 (Luke Wilkshire 2', Josh Kennedy 33', 45', Alex Brosque 38', 69') **MALAYSIA 0** *Friendly (07-Oct-11, Canberra)*
Adam Federici (Nathan Coe 46'), Sasa Ognenovski (Matthew Spiranovic 46'), Rhys Williams, Lucas Neill, Matt McKay, Neil Kilkenny, Carl Valeri (Adam Sarota 46'), Luke Wilkshire (Alex Brosque 46'), Michael Zullo (Robbie Kruse 61') (Mile Jedinak 68'), Josh Kennedy (James Troisi 46'). *Coach: Holger Osieck.*

AUSTRALIA 3 (Brett Holman 8', Josh Kennedy 65', Mile Jedinak 85') **OMAN 0** *FIFA World Cup Qualifier (11-Oct-11, Sydney)*
Adam Federici, Matthew Spiranovic, Rhys Williams (Robbie Kruse 72'), Lucas Neill, Carl Valeri, Luke Wilkshire, Matt McKay, Mile Jedinak, Michael Zullo (Alex Brosque 87'), Brett Holman, Josh Kennedy (Neil Kilkenny 90'). *Coach: Holger Osieck.*

AUSTRALIA 0 OMAN 1 *FIFA World Cup Qualifier (11-Nov-11, Muscat, Oman)*
Mark Schwarzer, Matthew Spiranovic, Rhys Williams (Brett Emerton 73'), Lucas Neill, Luke Wilkshire, Matt McKay, Mile Jedinak, Carl Valeri, Harry Kewell (Robbie Kruse 54'), Brett Holman, Josh Kennedy. *Coach: Holger Osieck.*

AUSTRALIA 1 (Brett Holman 77') **THAILAND 0** *FIFA World Cup Qualifier (15-Nov-11, Bangkok, Thailand)*
Mark Schwarzer, Matthew Spiranovic, Lucas Neill, Brett Emerton, Carl Valeri, Luke Wilkshire, Matt McKay, Mile Jedinak (Neil Kilkenny 92'), Michael Zullo, Brett Holman (Robbie Kruse 82'), Josh Kennedy (Alex Brosque 86'). *Coach: Holger Osieck.*

AUSTRALIA 4 (Alex Brosque 43', 75', Harry Kewell 73', Brett Emerton 76') **SAUDI ARABIA 2** *FIFA World Cup Qualifier (29-Feb-12, Melbourne)*
Mark Schwarzer, Sasa Ognenovski, Matthew Spiranovic (David Carney 82'), Lucas Neill, Brett Emerton, Mark Milligan, Jade North, Mark Bresciano, Harry Kewell, James Troisi (Archie Thompson 63'), Alex Brosque (Nick Carle 87')

AUSTRALIA 0 DENMARK 2 *Friendly (02-Jun-12, Copenhagen, Denmark)*
Mark Schwarzer, Matthew Spiranovic, Lucas Neill, Matt McKay, Mile Jedinak (David Carney 66'), Jade North, Luke Wilkshire (Tim Cahill 69'), Mark Bresciano (Neil Kilkenny 74'), Harry Kewell (Robbie Kruse 69'), Archie Thompson (Mark Milligan 66'), Alex Brosque. *Coach: Holger Osieck.*

AUSTRALIA 0 OMAN 0 *FIFA World Cup Qualifier (08-Jun-12, Muscat, Oman)*
Mark Schwarzer, Sasa Ognenovski, Lucas Neill, David Carney, Matt McKay, Jade North, Carl Valeri, Luke Wilkshire (Robbie Kruse 83'), Mark Bresciano, Harry Kewell (Archie Thompson 59'), Alex Brosque. *Coach: Holger Osieck.*

AUSTRALIA 1 (Luke Wilkshire 70'pen) **JAPAN 1** *FIFA World Cup Qualifier (12-Jun-12, Brisbane)*
Mark Schwarzer, Sasa Ognenovski, Lucas Neill, David Carney, Jade North, Carl Valeri, Luke Wilkshire (Robbie Kruse 92'), Matt McKay (Nikita Rukavytsya 64'), Tim Cahill, Mark Bresciano (Mark Milligan 12'), Alex Brosque. *Coach: Holger Osieck.*

AUSTRALIAN NATIONAL TEAM HISTORY

RECENT MATCHES

AUSTRALIA 1 (Mark Bresciano 18') **SCOTLAND 3** *Friendly (15-Aug-12, Edinburgh, Scotland)*

Mark Schwarzer (Adam Federici 46'), Sasa Oggenovski (Ryan McGowan 79'), Rhys Williams, Lucas Neill, David Carney (Jason Davidson 60'), Carl Valeri, Luke Wilkshire, Mark Bresciano (Mile Jedinak 46'), Brett Holman (Scott McDonald 46'), Robbie Kruse, Alex Brosque (Archie Thompson 79'). *Coach: Holger Osieck.*

AUSTRALIA 3 (Tim Cahill 20', Matt McKay 24', Archie Thompson 89') **LEBANON 0** *Friendly (06-Sep-12, Beirut, Lebanon)*

Mark Schwarzer, Sasa Oggenovski, Lucas Neill, David Carney, Luke Wilkshire (Jade North 63'), Matt McKay, Tim Cahill (Archie Thompson 52'), Mark Bresciano (Mile Jedinak 46'), Robbie Kruse (Brett Holman 63'), Alex Brosque (Adam Sarota 74'), Nikita Rukavytsya (James Holland 74'). *Coach: Holger Osieck.*

AUSTRALIA 1 (Archie Thompson 86') **JORDAN 2** *FIFA World Cup Qualifier (11-Sep-12, Amman, Jordan)*

Mark Schwarzer, Sasa Oggenovski (Matthew Spiranovic 14'), Lucas Neill, David Carney, Luke Wilkshire, Matt McKay, Tim Cahill, Mark Bresciano (Mile Jedinak 46'), Brett Holman (Archie Thompson 74'), Alex Brosque, Robbie Kruse. *Coach: Holger Osieck.*

AUSTRALIA 2 (Tim Cahill 80', Archie Thompson 84') **IRAQ 1** *FIFA World Cup Qualifier (16-Oct-12, Doha, Qatar)*

Mark Schwarzer, Matthew Spiranovic, Lucas Neill, Matt McKay, Mile Jedinak, Tim Cahill (James Holland 90'), Carl Valeri, Luke Wilkshire, Brett Holman, Alex Brosque (Archie Thompson 75'), Robbie Kruse (Tommy Oar 79')

AUSTRALIA 2 (Nikita Rukavytsya 44', Robert Cornthwaite 88') **KOREA REPUBLIC 1** *Friendly (14-Nov-12, Hwaseong, Korea Republic)*

Mark Schwarzer, Ryan McGowan, Robert Cornthwaite, Michael Thwaite, Lucas Neill, Tommy Oar, Carl Valeri (Aziz Behich 56'), Archie Thompson (Tomas Rogic 68'), James Holland, Nikita Rukavytsya (Eli Babalj 83'), Alex Brosque (Mathew Leckie 89'). *Coach: Holger Osieck.*

AUSTRALIA 1 (Brett Emerton 86') **HONG KONG 0** *EAFF East Asian Cup Qualifier (03-Dec-12, Hong Kong, Hong Kong)*

Eugene Galekovic, Ivan Franjic, Robert Cornthwaite, Michael Thwaite, Matt Smith, Brett Emerton (Terry Antonis 91'), Matt McKay, Aziz Behich, Mark Milligan, Archie Thompson (Adam Taggart 71'), Richard Garcia (Tomas Rogic 82'). *Coach: Holger Osieck.*

AUSTRALIA 1 (Archie Thompson 4') **KOREA DPR 1** *EAFF East Asian Cup Qualifier (05-Dec-12, Hong Kong, Hong Kong)*

Matthew Ryan, Ivan Franjic, Robert Cornthwaite, Michael Thwaite, Matt Smith, Brett Emerton, Matt McKay, Aziz Behich, Mark Milligan, Archie Thompson (Adam Taggart 79'), Richard Garcia (Tomas Rogic 66'). *Coach: Holger Osieck.*

AUSTRALIA 9 (Aaron Mooy 14', Eli Babalj 22', 56', Michael Marrone 44', Archie Thompson 59', 62', 68'pen, Mark Milligan 74', Richard Garcia 86') **GUAM 0** *EAFF East Asian Cup Qualifier (07-Dec-12, Hong Kong, Hong Kong)*

Eugene Galekovic, Dino Djulbic, Michael Marrone, Matt Smith, Scott Jamieson, Mark Milligan, Aaron Mooy, Matt McKay (Richard Garcia 86'), Tomas Rogic (Aziz Behich 76'), Terry Antonis, Eli Babalj (Archie Thompson 56'). *Coach: Holger Osieck.*

AUSTRALIA 8 (Richard Garcia 11', Robert Cornthwaite 18', Adam Taggart 20', 30', Aziz Behich 34', 57', Aaron Mooy 47') **CHINESE TAIPEI 0** *EAFF East Asian Cup Qualifier (09-Dec-12, Hong Kong, Hong Kong)*

Matthew Ryan, Dino Djulbic, Ivan Franjic, Robert Cornthwaite, Michael Thwaite, Brett Emerton, Aaron Mooy, Scott Jamieson, Aziz Behich (Terry Antonis 74'), Richard Garcia (Archie Thompson 57'), Adam Taggart (Matt McKay 66'). *Coach: Holger Osieck.*

AUSTRALIA 2 (Luke Wilkshire 45'pen, Robert Cornthwaite 54') **ROMANIA 3** *Friendly (06-Feb-13, Malaga, Spain)*

Mark Schwarzer (Adam Federici 46'), Robert Cornthwaite, Lucas Neill (Ryan McGowan 55'), Luke Wilkshire (Rhys Williams 55'), Matt McKay (Mathew Leckie 70'), Mark Bresciano (Mark Milligan 81'), Michael Zullo, James Holland, Brett Holman, Robbie Kruse, Alex Brosque (Nikita Rukavytsya 70'). *Coach: Holger Osieck.*

AUSTRALIA 2 (Tim Cahill 52', Brett Holman 85') **OMAN 2** *FIFA World Cup Qualifier (26-Mar-13, Sydney)*

Mark Schwarzer, Robert Cornthwaite, Michael Thwaite, Matt McKay, Tim Cahill, Mile Jedinak, Luke Wilkshire (Tommy Oar 76'), Brett Holman, James Holland (Mark Bresciano 52'), Alex Brosque, Robbie Kruse (Archie Thompson 67'). *Coach: Holger Osieck.*

AUSTRALIAN NATIONAL TEAM HISTORY

RECENT MATCHES

AUSTRALIA 1 (Tommy Oar 82') **JAPAN 1** *FIFA World Cup Qualifier (04-Jun-13, Saitama, Japan)*

Mark Schwarzer, Sasa Ognjenovski, Lucas Neill, Mark Milligan, Luke Wilkshire, Matt McKay, Tim Cahill, Tommy Oar, Mark Bresciano, Brett Holman (Dario Vidosic 72'), Robbie Kruse (Archie Thompson 91'). *Coach: Holger Osieck.*

AUSTRALIA 4 (Mark Bresciano 15', Tim Cahill 61', Robbie Kruse 76', Lucas Neill 84') **JORDAN 0** *FIFA World Cup Qualifier (11-Jun-13, Melbourne)*

Mark Schwarzer, Sasa Ognjenovski, Lucas Neill, Mark Milligan, Luke Wilkshire, Matt McKay (Tomas Rogic 79'), Tim Cahill, Tommy Oar (Archie Thompson 60'), Mark Bresciano, Brett Holman, Robbie Kruse (Dario Vidosic 87'). *Coach: Holger Osieck.*

AUSTRALIA 1 (Josh Kennedy 83') **IRAQ 0** *FIFA World Cup Qualifier (18-Jun-13, Sydney)*

Mark Schwarzer, Sasa Ognjenovski, Lucas Neill, Mark Milligan, Luke Wilkshire, Matt McKay, Tim Cahill (Josh Kennedy 77'), Tommy Oar, Mark Bresciano, Brett Holman (Tomas Rogic 61'), Robbie Kruse (Archie Thompson 78'). *Coach: Holger Osieck.*

AUSTRALIA 0 KOREA REPUBLIC 0 *EAFF East Asian Cup (20-Jul-13, Seoul, Korea Republic)*

Eugene Galekovic, Ryan McGowan, Michael Thwaite, Jade North, Mark Milligan (Erik Paartalu 46'), Ruben Zadkovich, Ivan Franjic, Matt McKay, Dario Vidosic (Mitch Nichols 75'), Archie Thompson, Mitchell Duke (Tomi Juric 89'). *Coach: Holger Osieck.*

AUSTRALIA 2 (Mitchell Duke 75', Tomi Juric 78') **JAPAN 3** *EAFF East Asian Cup (25-Jul-13, Hwaseong, Korea Republic)*

Eugene Galekovic, Ivan Franjic, Ryan McGowan, Michael Thwaite, Mark Milligan, Jade North, Ruben Zadkovich, Matt McKay (Craig Goodwin 88'), Dario Vidosic (Mitch Nichols 57'), Archie Thompson (Tomi Juric 75'), Mitchell Duke. *Coach: Holger Osieck.*

AUSTRALIA 3 (Aaron Mooy 30', Adam Taggart 89', Mitchell Duke 93') **CHINA 4** *EAFF East Asian Cup (28-Jul-13, Seoul, Korea Republic)*

Mark Birighitti, Ryan McGowan, Robert Cornthwaite, Craig Goodwin, Joshua Brillante, Aaron Mooy, Matt McKay (Connor Pain 67'), Erik Paartalu, Mitch Nichols (Adam Taggart 74'), Mitchell Duke, Tomi Juric (Archie Thompson 88'). *Coach: Holger Osieck.*

AUSTRALIA 0 BRAZIL 6 *Friendly (07-Sep-13, Brasilia, Brazil)*

Mark Schwarzer, Sasa Ognjenovski, Ryan McGowan, Lucas Neill, Matt McKay, Mile Jedinak (Mark Milligan 64'), Tommy Oar (Archie Thompson 59'), Mark Bresciano, Brett Holman (Tomas Rogic 72'), Robbie Kruse, Josh Kennedy (Mitchell Duke 79'). *Coach: Holger Osieck.*

AUSTRALIA 0 FRANCE 6 *Friendly (11-Oct-13, Paris, France)*

Mitchell Langerak, Rhys Williams, Lucas Neill, Luke Wilkshire (Mathew Leckie 69'), David Carney (Jason Davidson 46'), Mile Jedinak, Matt McKay, Tim Cahill (Josh Kennedy 80'), Mark Bresciano, James Holland, Robbie Kruse (Nikita Rukavytsya 46'). *Coach: Holger Osieck.*

AUSTRALIA 3 (Josh Kennedy 1', Dario Vidosic 52', Mathew Leckie 79') **CANADA 0** *Friendly (15-Oct-13, London, England)*

Mitchell Langerak (Matthew Ryan 46'), Jason Davidson, Rhys Williams (Oliver Bozanic 68'), Lucas Neill, David Carney, Matt McKay, Mile Jedinak (Jackson Irvine 83'), Mark Bresciano (Nikita Rukavytsya 68'), Dario Vidosic, James Holland, Josh Kennedy (Mathew Leckie 62'). *Coach: Aurelio Vidmar.*

AUSTRALIA 1 (Tim Cahill 69') **COSTA RICA 0** *Friendly (19-Nov-13, Sydney)*

Mat Ryan, Jason Davidson, Ivan Franjic, Rhys Williams (Ryan McGowan 48'), Lucas Neill, Mile Jedinak, Mathew Leckie (Tim Cahill 52'), Mark Milligan (Matt McKay 77'), Mark Bresciano (Tommy Oar 61'), Dario Vidosic (Tomas Rogic 61'), Robbie Kruse (Josh Kennedy 77'). *Coach: Ange Postecoglou.*

AUSTRALIA 3 (Tim Cahill 8', 31', Mile Jedinak 14'pen) **ECUADOR 4** *Friendly (05-Mar-14, London, England)*

Mat Ryan (Mitchell Langerak 46'), Matthew Spiranovic, Curtis Good (Alex Wilkinson 67'), Jason Davidson, Ivan Franjic, Tim Cahill (Oliver Bozanic 67'), Mile Jedinak (Massimo Luongo 75'), Mathew Leckie, Tommy Oar (Dario Vidosic 67'), Mark Milligan, Tomas Rogic (Brad Jones 60'). *Coach: Ange Postecoglou.*

AUSTRALIAN NATIONAL TEAM HISTORY

RECENT MATCHES – line-ups for all matches played since the 2010 FIFA World Cup

	Slovenia L0-2	Switzerland D0-0	Poland W2-1	Paraguay W1-0	Egypt L0-3	UAE D0-0	India W4-0	Korea Republic D1-1	Bahrain W1-0	Iraq W1-0	Uzbekistan W6-0	Japan L0-1	Germany W2-1	New Zealand W3-0	Serbia D0-0	Wales W2-1	Thailand W2-1	Saudi Arabia W3-1	Malaysia W5-0	Oman W3-0	Oman L0-1	Thailand W1-0	Saudi Arabia W4-2	Denmark L0-2	Oman D0-0	Japan D1-1
● starting appearance																										
○ sub. appearance																										
# goals scored																										
Mark Bresciano																							●	●	●	●
Alex Brosque				○										○			①		②	○		○	②	●	●	●
Nathan Burns	○		○			●	○			○																
Tim Cahill		●	●	●	●		②	●	●	●	●	●				①	●	○							○	●
Nick Carle																							○			
David Carney	●	●	●	①	●	●	●	●		●	①	●	①										○	○	●	●
Nathan Coe						○								●					○							
Jason Culina		●	○	●	●		●	●																		
Bruce Djite	●																									
Brett Emerton		●	○		●		●	●	●	①	○	●	●	●	●	●	●	●			○	●	①			
Adam Federici	○		●												●				●	●						
Richard Garcia	●		●	●	○																					
James Holland	○																									
Brett Holman	●	●	①		●	●	①	●	●	●	●	●	●	●	●		●	●		①	●	①				
Mile Jedinak	●	○	●	●	●	●	●	①	①	●	●	●	●		●	○		●	○	①	●	●		●		
Brad Jones						●																				
Joshua Kennedy			●											②			①	②	②	①	●	●				
Harry Kewell			●				①	●	●	①	①	●	●								●		①	●	●	
Neil Kilkenny						○			○	○	○	○		●	○	●	●		●	○		○		○		
Robbie Kruse						○			○		①	○	○	○	○	①	○	○	○	○	○	○		○	○	○
Scott McDonald		●	●	○	●	●	○		○	○						●										
Brent McGrath													○													
Jon McKain			●	●										●	○											
Matt McKay				○	○	●	○	○	●	●	●	●	●	○	●	●	●	●	●	●	●	●		●	●	●
Mark Milligan														○				○					●	○		○
Lucas Neill	●	●	●		●	●	●	●	●	●	●	●	●		●	●	●	●	●	●	●	●	●	●	●	●
Jade North	●			●	○	○		○	●														●	●	●	●
Tommy Oar		○				○																				
Sasa Ognenovski					●	●	●	●	●	●	①	●	●		●			●	●				●		●	●
Nikita Rukavytsya	●																									○
Adam Sarota																○			○							
Mark Schwarzer	●	●		●	●		●	●	●	●	●	●	●				●	●	●		●	●	●	●	●	●
Matthew Spiranovic		●												●		●	●		○	●	●	●	●	●		
Archie Thompson															●								○	●	○	
James Troisi														①	○	○	○		○				●			
Carl Valeri	●	●	●		○	●		○	●	●	①	●	●	●	●	●	●	●	●	●	●	●			●	●
Dario Vidosic	○	○	○	○	○									○	○											
Luke Wilkshire	●	●	①	●	●	●	●	●		●	●	●	①	●	●	●	●	①	①	●	●	●		●	●	①
Rhys Williams														○	○	○			●	●	●					
Michael Zullo														●	●	●		●	●	●		●				

AUSTRALIAN NATIONAL TEAM HISTORY

RECENT MATCHES – line-ups for all matches played since the 2010 FIFA World Cup

● starting appearance ○ sub. appearance # goals scored	Scotland L1-3	Lebanon W3-0	Jordan L1-2	Iraq W2-1	Korea Republic W2-1	Hong Kong W1-0	Korea DPR D1-1	Guam W9-0	Chinese Taipei W8-0	Romania L2-3	Oman D2-2	Japan D1-1	Jordan W4-0	Iraq W1-0	Korea Republic D0-0	Japan L2-3	China L3-4	Brazil L0-6	France L0-6	Canada W3-0	Costa Rica W1-0	Ecuador L3-4	South Africa (26 May)	Croatia (6 June)
Terry Antonis																								
Eli Babalj																								
Aziz Behich																								
Mark Bresciano	1	●	●																					
Alex Brosque	●	●	●	●	●																			
Tim Cahill		1	●	1																				
David Carney	●	●	●																					
Robert Cornthwaite					1	●	●		1	1	●													
Jason Davidson	○																							
Dino Djulbic								●	●															
Brett Emerton					1	●			●															
Adam Federici	○									○														
Ivan Franjic						●	●		●															
James Holland		○		○	●					●	●													
Brett Holman	●	○	●	●						●	1	●	●	●										
Eugene Galekovic						●		●																
Richard Garcia						●	●	1	1															
Scott Jamieson								●	●															
Mile Jedinak	○	○	○	●							●													
Tomi Juric																○	1	●						
Joshua Kennedy															1									
Robbie Kruse	●	●	●	●						●	●	●	1	●										
Mathew Leckie					○					○														
Michael Marrone								1																
Scott McDonald	○																							
Ryan McGowan	○				●					○														
Matt McKay		1	●	●		●	●	●	○		●	●	●	●	●	●	●	●	●	●	●	○		
Mark Milligan						●	●	1		○		●	●	●	●	●	○				●	●		
Aaron Mooy								1	1								1							
Lucas Neill	●	●	●	●	●					●		●	1	●							●	●		
Mitch Nichols																○	○	●						
Jade North		○														●	●							
Tommy Oar				○	●					○	1	●	●	●								○	●	
Sasa Oggenovski	●	●	●									●	●	●										
Tomas Rogic					○	○	○	●					○	○								○	●	
Nikita Rukavytsya		●			1					○														
Matthew Ryan							●		●															
Adam Sarota		○																						
Matt Smith						●	●	●																
Mark Schwarzer	●	●	●	●	●					●	●	●	●	●										
Matthew Spiranovic			○	●																				
Adam Taggart						○	○		2								1							
Archie Thompson	○	1	1	1	●	●	1	3	○		○	○	○	○	●	●	○	○						
Michael Thwaite					●	●	●		●		●				●	●								
Carl Valeri	●			●	●																			
Dario Vidosic												○	○		●	●					1	●	○	
Luke Wilkshire	●	●	●	●						1	●	●	●	●										
Rhys Williams	●									○														
Ruben Zadkovich															●	●								
Michael Zullo										●														

2014 FIFA WORLD CUP DIARY

Aust. time

16-May Pre-World Cup camp, Gosford
 17-May Pre-World Cup camp, Gosford
 18-May Pre-World Cup camp, Gosford
 19-May Pre-World Cup camp, Gosford
 20-May Pre-World Cup camp, Gosford
 21-May Pre-World Cup camp, Gosford
 22-May Pre-World Cup camp, Sydney
 23-May Pre-World Cup camp, Sydney
 24-May Pre-World Cup camp, Sydney
 25-May Pre-World Cup camp, Sydney
 26-May **Australia v South Africa, Sydney**
 27-May Pre-World Cup camp, Sydney
 28-May Travel to Brazil

Brazil time

29-May World Cup base camp, Vitoria
 30-May World Cup base camp, Vitoria
 31-May World Cup base camp, Vitoria
 01-June World Cup base camp, Vitoria
 02-June World Cup base camp, Vitoria
 03-June World Cup base camp, Vitoria
 04-June World Cup base camp, Vitoria
 05-June World Cup base camp, Vitoria
 06-June **Australia v Croatia, Salvador** [7-June Aust.time]
 07-June World Cup base camp, Vitoria
 08-June World Cup base camp, Vitoria
 09-June World Cup base camp, Vitoria
 10-June World Cup base camp, Vitoria
 11-June World Cup base camp, Vitoria

FIFA WORLD CUP Group stage

12-June Brazil v Croatia (Group A)
 13-June Mexico v Cameroon (Group A)
 Spain v Netherlands (Group B)
Chile v Australia (Group B) [14-Jun Aust.]
 14-June Colombia v Greece (Group C)
 Uruguay v Costa Rica (Group D)
 England v Italy (Group D)
 Ivory Coast v Japan (Group C)
 15-June Switzerland v Ecuador (Group E)
 France v Honduras (Group E)
 Argentina v Bosnia & Herzegovina (Group F)
 16-June Germany v Portugal (Group G)
 Iran v Nigeria (Group F)
 Ghana v United States (Group G)
 17-June Belgium v Algeria (Group H)
 Brazil v Mexico (Group A)
 Russia v Korea Republic (Group H)
 18-June **Australia v Netherlands (Group B)** [19-June Aust.]
 Spain v Chile (Group B)
 Cameroon v Croatia (Group A)
 19-June Colombia v Ivory Coast (Group C)
 Uruguay v England (Group D)
 Japan v Greece (Group C)
 20-June Italy v Costa Rica (Group D)
 Switzerland v France (Group E)
 Honduras v Ecuador (Group E)

Brazil time

21-June Argentina v Iran (Group F)
 Germany v Ghana (Group G)
 Nigeria v Bosnia & Herzegovina (Group F)
 22-June Belgium v Russia (Group H)
 Korea Republic v Algeria (Group H)
 United States v Portugal (Group G)
 23-June Netherlands v Chile (Group B)
Australia v Spain (Group B) [24 June Aust.]
 Cameroon v Brazil (Group A)
 Croatia v Mexico (Group A)
 24-June Italy v Uruguay (Group D)
 Costa Rica v England (Group D)
 Japan v Colombia (Group C)
 Greece v Ivory Coast (Group C)
 25-June Nigeria v Argentina (Group F)
 Bosnia & Herzegovina v Iran (Group F)
 Honduras v Switzerland (Group E)
 Ecuador v France (Group E)
 26-June Portugal v Ghana (Group G)
 United States v Germany (Group G)
 Korea Republic v Belgium (Group H)
 Algeria v Russia (Group H)
 27-June Rest day

Round of sixteen

28-June Winner A v Runner-up B (Round of 16–1)
 Winner C v Runner-up D (Round of 16–2)
 29-June Winner B v Runner-up A (Round of 16–3)
 Winner D v Runner-up C (Round of 16–4)
 30-June Winner E v Runner-up F (Round of 16–5)
 Winner G v Runner-up H (Round of 16–6)
 01-July Winner F v Runner-up E (Round of 16–7)
 Winner H v Runner-up G (Round of 16–8)
 02-July Rest day
 03-July Rest day

Quarter-finals

04-July Rnd of 16–5 v Rnd of 16–6 (Quarter-final 1)
 Rnd of 16–1 v Rnd of 16–2 (Quarter-final 2)
 05-July Rnd of 16–3 v Rnd of 16–4 (Quarter-final 3)
 Rnd of 16–7 v Rnd of 16–8 (Quarter-final 4)
 06-July Rest day
 07-July Rest day

Semi-finals

08-July QF1 winner v QF2 winner (Semi-final 1)
 09-July QF3 winner v QF4 winner (Semi-Final 2)
 10-July Rest day
 11-July Rest day

Play-off for third place

12-July SF1 loser v SF2 loser

Final

13-July SF1 winner v SF2 winner [14 Jul Aust.]

Australian (eastern standard) time = Brazil eastern time +13hrs