


A U S T R A L I A



NATIONAL SPORT INFORMATION CENTRES
AUSTRALIAN SPORTS COMMISSION
PO BOX 155
STANBURY ACT 2617

25 JUN 2001

SOCCER AUSTRALIA ANNUAL REPORT 2000





AUSTRALIA vs BRAZIL 2000

Above: Paul Dixon - Australia vs Brazil

Front Cover: Scott McDonald - U17 WYC Final Australia vs Brazil



BOARD OF COMMISSIONERS 1999-2000 SEASON



P R E S I D E N T
The Hon. Neville Wran A.C. Q.C.

C H A I R M A N
Mr Basil Scarsella

D E U T Y C H A I R M A N
Mr John Barker

C O M M I S S I O N E R S
Ms Cheryl Bart
Mr Joe Brondolino
Mr Tony Labbozzetta
Mr Greg Woods

F O O T B A L L A S S O C I A T I O N
C O U N C I L R E P R E S E N T A T I V E
Sir David Hill - Wood

A U D I T O R S
Billierwell, Powers & Smith

S O L I C I T O R S
Coudert Brothers

B A N K E R S
National Australia Bank

O F F I C E
Level 3, 447 Kent Street
Sydney NSW 1230

T E L E P H O N E
02 9267 0799

F A C S I M I L E
02 9267 2559

L I F E M E M B E R S

* Mr Samuel Delves 22.03.64
* Mr Victor Tuting MBE 22.02.64
* Dr Henry Seamonds 24.05.65
* Sir William Walkley CBE 26.02.67
* Mr Theo Marmaras MBE 26.02.67
Mr Ian Brusasco AM 24.02.68
Mr Michael Weinstein AM BEM 24.02.68
* Mr Thomas Grimson OA 30.03.69
Mr John Barclay 15.03.70
Mr Julian Re 15.03.70
* Mr Giacomo Bayutti OA 21.11.70
Mr John Connell 02.12.78
Sir Arthur George OA 05.12.81
Dr Brian Corrigan 10.04.87
* Mr Aulden Brown 10.04.87
Mr Andrew Lederer 06.05.89
Mr Peter Nikolich 06.05.89
Mr Harry Croft 16.02.91
Mr George Wallace 16.02.91
Mr David Williams 05.03.94
Mr Charlie Caruso 26.02.95
Mr John Thompson 26.02.95
Mr John Constantine AM OAM 08.02.97
Mr Sam Vella OAM 08.02.97

* Deceased

C O N T E N T S

1 Board of Commissioners & Life Members	Operations Overview	32 National Youth League
2 Mission Statement & Goals	6 Coaching & Development	34 Soccer Australia Directors
3 Chairman's Report	8 Referees	35 Corporate Governance
4 Chief Executive Report	10 Media & Publicity	36 Soccer Australia Organisational Chart
5 Report Card	12 National Teams	37 Soccer Australia Staff
	20 Women's Soccer	38 Full 'A' International LG Socceroos Appearances
	23 Australian Professional Footballers Association	40 All LG Socceroos Appearances
	24 A.I.S. Report	43 Aussies Abroad
	25 Australian Soccer Hall of Fame	49 International Transfers
	26 National Soccer League	50 Acknowledgments
	28 1999/2000 National League	52 Financial Statements

2000

SOCCER AUSTRALIA



THE CHALLENGE

OUR MISSION


to make Soccer
the World's Most Popular
and Commercially
Successful Game

THE MAJOR SPORT IN AUSTRALIA

The Critical Success Factors –

1. A corporate structure which integrates all elements of the game at all levels throughout Australia and commits all stakeholders to national strategic objectives for the game as a whole;
2. International success and recognition of Australia as a force in the world game;
3. A progressive marketable sport with a high domestic profile;
4. A restructured and rationalised National Soccer League; and
5. Enhanced growth and development based on strong formal and informal links from grassroots to the national and international levels of the game.

CHAIRMAN'S REPORT




I'm pleased to report that the results achieved during the year ended 30 September 2000 have continued to deliver on the objectives outlined in Soccer Australia's "Soccer 21" strategic plan.

These objectives include:

- Unification of the game throughout Australia;
- International success and recognition;
- Restructure and rationalisation of the National Soccer League (NSL); and
- Continued growth at grass roots level.

On the unification of the game, significant progress has been made in bringing Australian soccer under one umbrella through the new unification of the NSW Soccer Federation and NSW Amateurs, together with the Womens Soccer Association and Futsal Australia, expected to become part of the Soccer Australia administration.



LG Under 23s vs Honduras - Marco Bresciano

On the objective of obtaining international success and recognition, clearly the highlight for the year was the staging of the Sydney 2000 Olympic Games. While our on field performance was below expectation, it was certainly offset by the outstanding organisation of the tournament staged in five cities throughout Australia. The combination of excellent organisation, great facilities and outstanding public support of the Football section of the Sydney 2000 Olympic Games has placed Australia as an ideal venue to stage future FIFA events.

Frank Farina's LG Socceroos also excelled in their first major hurdle by qualifying for the Confederation Cup to be held in Korea/Japan in 2001.

The restructure of the National Soccer League in my view, is the most important initiative in Australian Soccer. During the year we finalised a blueprint for reform which must be implemented during 2001 to ensure the long term survival of the League. Significant improvement must be made in the NSL public perception as measured by the number of spectators and corporate support as measured by the level of sponsorship, thus improving the attractiveness for commercial television. These improvements will not be achieved without a restructured NSL which is viable in the long term.

The growth of participants at grass roots continues to exceed other competing sports as the Australian youth strives to emulate the number of Australian superstars gracing some of the best Football Leagues of the world.

Progress has been made in all parts of the game which Soccer Australia regards as important, while at the same time, we continue to rebuild the financial position of the organisation. I am delighted that following this year's surplus of \$1.0m, we have fully recovered the accumulated deficit of \$2.7m which the current administration inherited. Importantly, Soccer Australia is now well placed to continue to generate surpluses for the foreseeable future.

Following my appointment as Oceania Confederation President, I will be stepping down as Chairman of Soccer Australia.



I would like to thank the stakeholders of Soccer Australia for their support, together with that of our sponsors, especially LG Electronics, International Entertainment Corporation, Adidas, Qantas, International Management Group, Mitre Sports, Beiersdorf, Lotto and Channel 7. A special thank-you to the management, staff and Board members of Soccer Australia for their loyalty and focus during my time as Chairman.

Finally, I would like to wish my successor the very best on what is an exciting period as we strive for qualification to the 2002 World Cup and I look forward to working very closely with Soccer Australia in my new role to continue to develop the game in our region.

Basil Scarsella
Chairman

2000

SOCCER AUSTRALIA



The period from September 1999 to September 2000 has seen the continued re-building of Soccer Australia's financial platform, with the consolidation of existing partnerships, as well as the incorporation of several new partnerships, all of which auger well for the on-going stability of the company.

Significantly, International Entertainment Corporation (IEC) has been brought in as a partner, both for the National League and Soccer Australia, this partnership already bringing a new airline partner in Qantas, with further sponsorships keenly anticipated.

Both IEC, and Soccer Australia's other marketing partner for the National Teams, IMG, also continued to handle inbound tours for the LG Socceroos, the two most significant of the past twelve months between Australia and Brazil (November 1999, Sydney & Melbourne — IMG) and Australia and Paraguay (June 2000, Sydney, Brisbane and Melbourne — IEC), both tournaments ideal showcases for the major sponsor of the national teams, LG Electronics.

LG's commitment to soccer, from each of the four National Teams through to the grass-roots program — the LG Bill Turner Cup (National High School Competition), and soon to be implemented LG Rooball — continues to grow, and is an invaluable resource to Australian Soccer.

These partners, together with Adidas, the Seven Network, Mitre and the Australian Sports Commission continue to play pivotal roles in the growth of the game, both domestically and on the world stage.

Also of significant importance is our web-partner, Trans World International interactive (TWIi). TWIi, in conjunction with the Soccer Australia Media Department, has been extremely successful in the initial launch, and the later re-vamp and re-launch of the Soccer Australia website, which has drawn acclaim from many sections, none more so than the critical eye of the soccer media. The website is expected to continue its positive development with significant interactive facilities, including advertising and promotion revenue, anticipated in the short term.

By the end of 2000, we will have almost fully implemented "Soccer 21", Soccer Australia's strategic plan.

The restructured National Soccer League, National Insurance and Financial Services program, common registrations scheme throughout Australia, and a major market research campaign are all nearing completion, while the unification of all sections of the game is progressing well, with the inclusion of Women's Soccer Australia and Futsal anticipated early in the new year.

On the National Teams front, the past twelve months have seen the consolidation of senior national coach Frank Farina at the helm of the LG Socceroos, and the appointment of National Youth Coach, Ange Postecoglou.

Frank's goal continues to be World Cup Qualification, and the results thus far have been extremely promising, with Australia's victory in the Oceania Nations Cup in June, ensuring qualification for next year's Confederations Cup.

Also under his belt are victories against Hungary and Paraguay in the continuing quest for top quality opposition, while on the youth front, Ange has World Cup Qualifiers coming up for the LG Joeys (U-17s) and the LG Young Socceroos (U-20s).

The 2000 financial year was also one in which the world's attention was drawn to Sydney for the Olympic Games.

Whilst our own Olympic team did not enjoy the success hoped for, football again showed why it is the world's premier team sport, with the Olympic Football program being widely supported by the community at matches in Sydney, Brisbane, Canberra, Melbourne and Adelaide.

On the National League front, the NSL recorded its best ever grand final attendance of over 43,000 — and possibly one of the most exciting showdowns in history — when the Wollongong Wolves beat Perth Glory, coming back from a 3-0 deficit at half-time to force the match into extra-time, and eventually a penalty shoot out.

Overall, the League continues its path to restructure, with the participation criteria for the 2001 season set, and the process of reform proceeding on schedule for the 2001/2002 NSL season.

Across the board, the future, both on and off the field looks bright for Australian soccer.

We will continue in our pursuit of:

- developing a quality team of professional sports administrators, dedicated to delivering a better level of service to all of our stakeholders;
- generating increased wealth, and ensure an equitable distribution of funds to all stakeholders;
- unifying all sections of our sport, so that we can capitalise on the vast family of football for everyone's benefit and the good of the game;
- focussing on developing resources for grass roots football;
- working harmoniously with all sections of our game to ensure the maintenance of strong participation growth;
- capitalisation on the experience we gain through the competition of our elite players overseas, to the provision of every opportunity for the national Team to qualify for the World Cup 2002;
- obtaining increased and improved media coverage of our national domestic competition.

I would like to thank the Chairman of Soccer Australia, Basil Scarsella, and the Board of Commissioners, for their ongoing support throughout the past year.

I would also like to extend thanks to the management and staff of Soccer Australia, who continue to pour tireless amounts of energy and expertise into the running of the game in this country.

In closing, it should be noted that the 2001 financial year will be a 9 month year, as a result of the Board's decision to change the financial reporting year to 1st July to 30th June, with the company's first 12 month reporting period commencing 1st July 2001.

David Woolley
Chief Executive

REPORT CARD



SOCCER AUSTRALIA 2000

	TARGET	RESULT	STATUS
FINANCIAL			
Total Revenue	12,118,967	13,563,924	✓
Expenditure	10,591,814	12,570,573	✗
Net Surplus	1,527,153	993,351	✗
Sponsorship	4,697,500	4,649,115	✓
Television Royalties	2,300,000	2,358,728	✓
ASC Grants	691,800	1,328,195	✓

NSL			
Revenue	3,811,487	3,681,033	✗
Expenditure	3,694,237	3,595,076	✓
Net Result	117,250	85,957	✗
Sponsorship	1,350,000	1,274,606	✗
Television Royalties	920,000	1,265,000	✓
Average crowds per game	5,338	5,349	✓
Total crowds	1,500,000	1,503,541	✓

ADMINISTRATION			
Implementation of Strategic Plan	March 1999	Ongoing	✓
State and Territory Presidents Meetings	4	4	✓
State and Territory General Manager Meetings	2	2	✓
NSL Policy Review Meetings	4	5	✓
NSL General Managers Meeting	6	5	✗
Integration of Women's Soccer Association	July 2000	Ongoing	✗
Integration of Futsal Federation	August 2000	Ongoing	✗
Management/Staff key result areas	September 2000	Ongoing	✗
Reform of National Soccer League	2000/2001	2001/2002	✗
Remarket and Relaunch NSL	2000/2001	2001/2002	✗
NSL Executive Meetings	12	14	✓

PUBLIC RELATIONS			
Press releases National Team	As required	Yes	✓
Press releases NSL	3-4 per week	Yes	✓


LG SOCCEROOS			
World ranking	50	67	✗
Net expenditure	1,840,534	1,724,752	✓
International spectators	100,000	142,620	✓

LG UNDER 23s			
Number of games	10	12	✓
Net expenditure	794,961	1,401,949	✗
Reach Quarter-Finals	Yes	No	✗

LG UNDER 20s			
Net expenditure	Nil	171,005	✗

LG UNDER 17s			
Number of games	13	13	✓
Finalists in New Zealand	Yes	Runner-Up	✓
Net expenditure	300,957	606,458	✗

WOMENS			
Internationals	60	60	✓
Win Olympic Medal	Yes	No	✗
Achieve 10,000 spectators at matches	Yes	Yes	✓
Net expenditure	700,000	730,584	✗



Coach Education Programs

Soccer Australia's National Coaching Scheme has evolved over the past five years to be a leader in Coach Education throughout Australia and Oceania. To fully meet the requirements of modern day coaches and players, coaching courses have been designed to inform and stimulate creative thinking and evaluate performance. Soccer Australia has more accredited coaches (around 20,000) than any other sport.

Oceania Football Confederation has adopted Soccer Australia's Coach Education Scheme as its preferred program for island countries.

With the introduction of the new National Coaching Scheme it is imperative that the Instructors presenting the course are always of the highest quality, therefore providing clubs with information specific to the competition level they are currently coaching.

As a result Soccer Australia has introduced a policy that all Coaching Course Instructors must now be licenced with Soccer Australia and undertake training and evaluation before they are able to conduct courses. Each instructor's training and evaluation will be ongoing.

As the Coach Education Program continues to evolve a new component is to be added in 2001, Goalkeeper Coach — Junior Licence and Youth Licence. This important course will provide a pathway for Goalkeeper Coaches and recognise their valuable contribution towards the ongoing development of junior goalkeepers while also providing clubs with trained goalkeeper coaches.

Coach Education Courses currently available

Club Coaches:

- Introduction to Coaching
- Introduction to Goalkeeping
- Junior Coaching Licence
- Intermediate Coaching Licence
- Senior Coaching Licence
- State Coaching Licence
- National Coaching Licence

Course Instructor:

- Instructors Accreditation Course
- Junior Instructor Licence
- Intermediate Instructor Licence

- Senior Instructor Licence
- State Instructor Licence
- Staff Coach Licence
- National Instructor Licence

Proposed Accreditations:

- Goalkeeper Instructor Licence
- Goalkeeper Coach — Junior Licence
- Goalkeeper Coach — Youth Licence

Coach Education Course Resources:

- Books
- Videos
- Instructors Manuals
- Candidate Notes

Elite Player Identification and Development

The 2000 National Talent Identification Championships in Sydney was of special significance as it brought with it a new century, a new national coach and a new group of players to be identified for State High Performance Programs and National Teams.

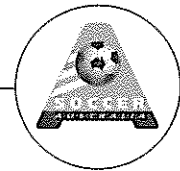
The Championship also provided identified players with their first introduction into national representation and the world stage as Australia qualifies in Oceania for entry into the U17 World Cup 2001.

The NTIC expanded this year with the inclusion of Country Victoria and 2001 will see the inclusion of a team from Country Queensland.

The results of the 2000 National Talent Identification Championships were:

U15	U16
NSW	QLD
Northern NSW	NSW
VIC	ACT
Country NSW	TAS
QLD	WA
ACT	VIC
Country VIC	SA
TAS	Country VIC
WA	Northern NSW
NT	Country NSW
SA	NT

To assist the State Federations with forward planning of development programs and budgets, the National Talent Identification Championships for U15 and U16s will be conducted at the NSW Soccer Federation Complex — Parklea for the next two years.



ITC and AIS Programs

The AIS program in conjunction with State Intensive Training Centres aims to provide identified elite soccer athletes with the knowledge, experience and physiological characteristics to enable them to represent Australia, first at the junior level (U17) and youth level (U20) then later at the Olympic Games (U23) and World Cup (Senior).

In recent years Australia has been Internationally recognised as one of the most successful countries in youth soccer. Australia's all-time FIFA World ranking at U17 and U20 levels is sixth and seventh respectively.

Since the inception of FIFA World Cup competition, Soccer Australia in conjunction with State Federations underpinning programs has given priority to the continued development of our Junior and Youth National Teams.

Soccer Australia's high performance competition and development programs are established at the Australian Institute of Sport and through a network of Intensive Training Centres located at State Academies/Institutes of Sport.

The fundamental aim of these programs is to prepare and support National Team representatives in a high performance training and competition environment. All of the players from the successful LG Joeys team at the 1999 U17 World Championship were part of the National Training Centre Program.

Soccer Australia is sharing its soccer knowledge through visits to OFC and Asia. The National Coaching and Development Manager has received invitations from FIFA and the OFC to conduct Coach Education Programs and Modern Coaching Trend Seminars to assist underdeveloped countries. FIFA also requested assistance from the National Coaching and Development Manager at the Sydney 2000 Olympic Games in Technical Study Analysis of games and training methods of participating countries.

Coaching and Development Department current responsibilities and programs include:

- Coach Education Accreditation Courses
- Coach Development Programs
- Player Development Programs — Super Skill Awards
- Junior Soccer Program — Rooball
- Girls and Women's Soccer Programs

- National Talent Identification Championships
- Instructor Education Programs
- High Performance Player Development Programs — ITC and AIS
- School Soccer Programs
- Indigenous Development Programs

Indigenous Programs

Soccer Australia has strongly supported indigenous athlete programs this year. The Indigenous Sport Program (ISP) funded by the Australian Sports Commission and the 'Soccer in the Outback Tours' are two of these programs. In addition Soccer Australia also supported the Goolagong Sport Library by providing 100 soccer balls that were distributed to rural and remote indigenous communities around Australia.




Natalie Cardwell - Co-ordinator of 'Soccer in the Outback'

The Indigenous Sports Scholarship aims to bridge the gap between the Indigenous and the mainstream sport development systems (ie. State/Territory Institutes and Academies of Sport and Intensive Training Centres). This year ten (10) indigenous athletes were awarded scholarships for soccer. Three are current National level players, Fred Agius (U17 LG Joeys team and SASI), Bridgette Starr (Matildas) and Tracy Oldham (Australian Schools Soccer). Funds of up to \$4500 were made available to these athletes to assist them with equipment, clothing, medical expenses, coaching fees, and other expenses relating to competition.

The purpose of the 'Soccer in the Outback Tours' is to develop, promote and foster our code of football in remote and isolated communities. This will provide children residing in North Australia the same opportunities as other young Australians; to experience the 'world game' on their home fields, regardless of geographical location.

COACHING AND DEVELOPMENT

Fred Agius, National U17 2000 team member - On the road in the outback



The 'Outback Tours' coaching clinics provides great opportunities to all young Australians, both indigenous and non-indigenous, in remote and isolated regions.

'Soccer in the Outback' has so far promoted soccer to more than 20 communities throughout Northwest Queensland and the Northern Territory and has travelled more than 27,000km, visited more than 2,600 children and visited 9 centres more than once.

Objectives:

- Provide an opportunity for children living in remote and isolated communities in Northern Australia to play and enjoy the sport of soccer;
- Encourage local communities to become actively involved in the project;
- Provide information relating to good nutrition and the use of drugs in sport;
- Assist in the development of local and regional competitions;
- Provide coaching personnel to improve players' and coaches' skills while having fun;
- Improve the social well being of communities emphasising team work and team spirit.

Soccer Australia recently dedicated Stage 11 of the 'Outback Tours' as a legacy to the late Charles Perkins and his tireless endeavours to promote the game of soccer in this country.

Such initiatives don't run by themselves and a big thank you needs to go to Tour Co-ordinator Natalie Cardwell and the Barkly Regional Soccer Development Joint Venture.

Soccer Australia is currently undertaking a review of indigenous soccer programs and will release a report on future goals and aims. We will endeavour to gain further sponsorship from Government and business to help support disadvantaged groups in outback communities.

REFEREES



A normal year for this Department comprises two complete seasons. Yet, these two seasons are both conducted over approximately a thirty week period. This, of course, means that for the Referees' Department, we need in excess of sixty weeks to complete a year.


To our normally congested year was added the Olympics and the Paralympics. The Olympics required nearly three weeks and the Paralympics nearly two. While they were a wonderful addition to our lives they certainly made a hectic job even more hectic.

So what have been the highlights of our year?

In no particular order the highlights would be:


- Being the only country to have two referees, Simon Micallef (NSW) and Tammy Ogston (Qld) at the Olympics. This is an enormous achievement; it is not something that is awarded just because we are the host country. FIFA now have over 200 affiliated countries which provides them with over 8,000 referee to choose from. To get two out of sixty-four match officials is fantastic.

Olympic Referee - Simon Micallef



- Having Simon Micallef selected on merit to referee the Bronze Medal match. It wasn't a European or South American referee who did this game, it was an Australian. According to some NSL coaches, Australian referees aren't good enough for the NSL. The selection of Simon Micallef should dispel the allegations of a lack of competency by NSL referees. Indeed a strong argument, based on comparative results, could show that our referees are out performing our players.

- Having Mark Shield rated in the top four referees at the U/17 World Championship.
- Mark Shield was the first Australian to referee in the Finals of a UEFA Competition at the European U/16 Championships in Israel. Mark's performances in open competition with the best referees from around the world emphasise, similar to Simon, the high standard our referees have reached.
- Having our Inspectors Courses used by Sweden and UEFA as the model for their new courses. The courses have been a strong cornerstone of our Development Program. They are designed to ensure referees receive accurate ratings and up-to-date and constructive advice. Having our programs and our intellectual property sought by UEFA is high praise indeed.
- Establishing an annual exchange program with the US Soccer Federation. This is an exciting new development. One Australian referee per year will travel to the USA for three matches in their top division. While an American referee will come to Australia for three matches in the NSL. The benefits of this program are heavily weighted in Australia's favour. Our referees get to referee in a fully professional league, with average crowds of 14,000 and learn from refereeing former world stars. This dramatically enhances the understanding and performances of our referees when they return to the NSL in a program of long term value. Brett Hugo was selected and the MLS was very happy with his performances.
- Having Marc Stanislas appointed to the Referees' Department as an assistant this year. This has freed my time so that other items like orders, general enquiries on the Laws, photocopying etc no longer affect on what can be achieved in the time available.
- Having our Development Program officially adopted by the Oceania Football Confederation. This has two major impacts. Firstly it helps our National teams because they now get referees who officiate the same way as Australians. Secondly, as these referees develop, they will place pressure on the Australian referees to perform at their peak.
- Our Physical Training Program being adopted by other countries. This program is based heavily on the movement patterns that are required of referees. There are now eight countries using our program.




Referee of the Year - Mark Shield

- Having our production *Soccer Rules!* used as the official Laws of the Game for Oceania. Our publication contains additional information on the game and includes a series of policy documents that lead to a greater uniformity of interpretation.
- Having a young Australian Referee (a product of our Talent Acceleration Program) selected to referee the Gold Medal game in the Paralympics. Alex Glasgow was selected from local and overseas referees to control this game to further indicate how well our referees are performing.
- Being selected from over two hundred FIFA Instructors to join with the top thirty instructors for FIFA's first Conference for Referee Instructors. it was a wonderful opportunity because of the better learning available and the great opportunities to network. The greatest benefit was the reassurance that we are doing it right in Australia.
- Being selected as the official spokesman for the English speaking Instructors and linked with legends George Courtney, George Suppiah, Ken Ridden, George Cumming. To be appointed as the spokesman for such a group was a great honour.



Olympic Referee - Tammy Oyston

An enormously exhausting but satisfying year. A year in which our referees showed how well they can perform and one that vindicated the time and effort invested in our Development Program.



It was noted in the last Annual Report that Media Relations, in every aspect, was one of the major keys to the continued growth of soccer in the market-place, and to that end, nothing has changed.

The success — or failure — of our reach to the wider audience still primarily relies on that audience's access to information, whether it be through the more conventional means of print and electronic media, or through newer technology via the Internet.

This Department has maintained many of the initiatives targeted in the period of the last Annual Report — specifically strengthening and broadening its contact base within both mainstream and specialised media, as well as expanding into the web-world, via Soccer Australia's website at www.socceraustralia.com.au.

The last twelve months have seen both the successful initial launch of the site, to excellent reviews, and then the re-launch, which has resulted in a site which is both extremely competitive in its field, and in fact far ahead of the competition in many aspects.

Extremely user-friendly, media from across the board can now access detailed player profiles for each of the four National Teams, as well as for the Matildas, NSL match-line-ups — within an hour of completion of the game, State Federation information, NSL club information, coaching and refereeing information, statistics, news and much more.

While it is important to remember that we are not a news breaking organisation, every endeavour is made to ensure that the information posted on the website is user-friendly, informative, and above all, as accurate and up-to-date as possible.

Web Developments

To that end, Soccer Australia has employed a full-time Web Co-ordinator, responsible to the Media Department, whose main function is to ensure that the above occurs, as well as act as the main go-between between Soccer Australia, and our web development partner, TWI.


The Web Co-ordinator is not the only change within the Media Department, with a structural change, based on once again being more user-friendly particularly to the National League, resulting in the elimination of the NSL Publicist and Publicity Assistant roles, to be replaced by the more effective Media & Publicity Co-ordinator roles (2).

Effectively, the two Media & Publicity co-ordinators have split the roles within the NSL, and while still overseen by the Media Manager, each currently targets eight clubs in the league, as well as crossing over into the national teams area.

Primarily, the roles have been split to ensure the following:

- (a) to provide more specialised treatment to a more targeted number of NSL clubs, in an endeavour to aid in the delivery of more coverage and profile, as well as to teach initiatives about media management;
- (b) to provide more specialised treatment to the media as a whole, ensuring that several people within the department are capable, at any given time, of maintaining the high standards set;
- (c) to ensure the staff involved has a more all-round appreciation, knowledge and hands-on approach to all media aspects of Australian soccer, primarily at the national team and National League levels.

LG Under 23s vs Honduras - Colosimo



It is envisaged that over the next twelve months, these roles will grow extensively, nurtured not only by the experience of the Media Manager, but by an understanding between the Media Department, the National League Clubs, and the media as a whole, which will in turn benefit media relations and coverage across the board.

Media Coverage

The question then begs to be asked, has media coverage increased over the last twelve months?

Well, if not increased, then certainly maintained — but not evenly across the board.



Hindmarsh Stadium - Paul Wade interviewing Ivan Zelic


From the NSL point of view, coverage became extremely competitive as we drew closer to the Sydney 2000 Olympic Games, with early season starts to both the rugby league and AFL, as well as the Games themselves, seeing a decrease in space availability.

From the National Teams point of view, excellent across-the-board coverage was attained for the only two home based series featuring the LG Socceroos — vs Brazil (two games, Sydney & Melbourne) in November 1999, and vs Paraguay (three games, Sydney, Brisbane and Melbourne) in June 2000.

This was also achieved for the only other Australian-based tournament to be held for a National Team on home soil over the past twelve months — with the exception of the 2000 Olympics — the Four Nations Tournament in Adelaide (January 2000), which featured the Olympic Squad in action against Egypt, Nigeria and South Korea.

Also, with recognition to the fact that Australia is playing more and more of its Internationals overseas, and acknowledging the international focus on the Senior Team, a further initiative by Soccer Australia, to send the Media Manager with the Senior National Team to Tahiti for the Oceania Nations Cup was welcomed by all major mainstream media.

The inclusion of the Media Manager in the travelling party ensured not only that all interview requests, both locally (ie Tahitian) and Australian were met and dealt with efficiently, but ideas and interviews were generated and fed out, as well as daily updates, reports and interviews for the active website.



West Beach, Adelaide - Paul Wade interviewing Joe DiBiase

Positive media relations cannot be emphasised enough.

To earn the respect of the media .. and resulting space, coverage and enthusiasm, it is important that soccer as a whole, moves forward in a positive, pro-active direction.

Understanding the needs of the media, and subsequently meeting and exceeding those needs must be a priority — at all levels, in order for success to be attained.

To that effect, the Soccer Australia Media Department will continue to maintain and implement the strategies, resources and enthusiasm required to satisfy delivery.



SENIOR NATIONAL TEAM — THE 'LG SOCCEROOS'

Brazil

National coach, Frank Farina, was at the helm for his first game after just two months in the job when Australia met the Brazil U23 side for two games (in Sydney and Melbourne) in November 1999.

It was a 'baptism of fire' for Farina who not only had to manage the team on the park, but had to deal with just as many issues off-the-park.

The key issue set the scene for the rest of the year with a familiar tussle with overseas clubs for the release of players. Farina was fortunate to convince clubs to release most of the recognised 'first team' players for the Brazil games due to a few days break in overseas leagues but the series was marred — in terms of the fans at least — by the non-appearance of Harry Kewell for the home side and the repatriation to Italy of Brazilian superstar, Ronaldo. In addition, Australia's Ned Zelic retired from international competition and left the team camp in Melbourne after being advised that he would not be in the starting line-up for the Melbourne game.

Farina used the two games to rotate the captaincy to gauge the most suitable candidate, with Mark Bosnich given the nod for the first game and Paul Okon for the second. Okon was subsequently named as captain under Farina.

Australia lost the first match at the new Olympic Stadium in Sydney in sweltering conditions, 0-2 in front of 50,325 people; but bounced back in the second for a 2-2 draw with a crowd of 70,795. Both of Australia's goals were scored by Paul Agostino.

Four Nations Tournament, Chile

In February 2000, Australia was invited to participate in a four-nations friendly tournament in Chile against Chile, Bulgaria and Slovakia. The matches were played in Valparaiso, a seaside resort town about 120km from Santiago, in hot and humid conditions.

Farina selected a squad comprised of a mix of home-based and overseas-based players, and which was notable for the return to the national side after a few years absence of Middlesborough's Mark Schwarzer.

The matches resulted in a 2-1 loss to the home side, a 0-0 draw against Slovakia and a 1-1 draw against Bulgaria. Australia's goal-scorers were Steve Corica (v Chile) and Paul Agostino (v. Bulgaria).

Hungary

This tournament was immediately followed by a game against Hungary in Budapest, where the squad changed to include other overseas-based players who were not in Chile. In contrast to Chile, Budapest was freezing and the Australian team drew added attention as the object of mild protests against an Australian company which had allegedly caused pollution in the River Danube.

With a very impressive Australian line-up taking the park, Australia were 3-0 victors with goals scored by Stephen Laybutt, Josip Skoko and Craig Moore, with the victory giving many pundits cause for optimism.

Czech Republic

By contrast, one month later, Australia again travelled to Europe to meet the then second-ranked team in the world, the Czech Republic, in Teplice (northern Czech Republic).

Australia was outplayed by a Czech side which was in the middle of their qualifying campaign for *Euro 2000* and suffered a 3-1 loss. Australia's goal was scored by Craig Foster.

Paraguay

The key task for the year for the 'LG Socceroos', in Frank Farina's view, was the Oceania Nations Cup in Tahiti in June, from which the winner would represent Oceania at the next Confederations Cup. Australia missed out on qualifying for the 1999 Confederations Cup when they lost to New Zealand in September 1998.

As a warm-up to the Oceania Nations Cup, a three-match series against Paraguay was arranged in Australia in the first part of June.

Although using different players in his starting XI, the first two matches (in Sydney and Brisbane) each resulted in a 0-0 draw. The final game in Melbourne broke the scoreless deadlock and resulted in a 2-1 win for Australia, with Craig Foster and David Zdrilic the scorers for Australia.



The series was not well supported by the public, but nonetheless gave Australia a good hit-out in preparation for the Tahiti tournament and gave Farina an opportunity to see more players in action. A squad of 20 players, comprising home-based and overseas-based players, was selected for Tahiti.

Oceania Nations Cup

After winter conditions in Australia, Tahiti was hot and humid, and Australia were warm favourites for the Oceania Nations Cup, ahead of New Zealand.

Australia easily won the first two group matches — against the Cook Islands and the Solomon Islands — 17-0 and 6-0 respectively. Goal scorers in the first game were Paul Agostino, Steve Corica, Craig Foster, Kevin Muscat, Danny Tiatto, Tony Popovic, Clayton Zane and David Zdrilic. In the second game, Scott Chipperfield, Pablo Cardozo, Kevin Muscat and Clayton Zane were the scorers.

Australia met a fired-up Vanuatu in the semi-final. The goal-scoring spree came to a halt, with a lone penalty from Kevin Muscat separating the teams.

The final was against anticipated opponents, New Zealand, resulting in a 2-0 victory to Australia with goals to Shaun Murphy and Craig Foster.

Summary of Results

A summary of the matches played and their result is provided in the table below:

	Played	Win	Draw	Loss	Goals For	Goals Against
FIFA tournament	4	4	—	—	26	0
'A' international	8	2	4	2	8	7
'B' international	2	—	1	1	2	4
Total	14	6	5	3	36	11

Looking Ahead

Remainder of 2000

Games planned for the remainder of the 2000 calendar year include a four-nations tournament in Dubai against the United Arab Emirates, Kuwait and South Korea in October, and a friendly game against Scotland in Glasgow in November.

2001 — Confederations Cup and World Cup qualifiers

The next year is an important year for Australia.

Not only will the Confederations Cup be held but it is, once again, a World Cup qualifying year.

The Confederations Cup will be held in Japan and Korea in the early part of June. Other nations in the Confederations Cup include France, Mexico, Canada, Brazil, Cameroon, Japan and Korea.

Australia's World Cup campaign kicks-off in April 2001 when we host an Oceania Group, which includes American Samoa, Fiji, Tonga and Western Samoa.

If Australia wins this Group, they meet the winner of the other Oceania Group on a home-and-away basis in June; and if Australia wins this two-match series, they meet the 5th placed South American nation — also on a home-and-away basis — in November 2001 for the final spot in the 2002 World Cup.

Between these milestones on the calendar, it is hoped that some friendly games can be arranged — particularly in February 2001 and between the World Cup qualifying games in June and November.

All players who have been included in squads selected by Farina to date have been provided with a copy of the preliminary calendar for 2001, along with clubs where requested, to ensure that the key commitments ahead are known.

Everyone associated with the senior national team — coach, players and other non-playing staff — is aware of the important job ahead in 2001.

Senior National Team — Non-playing personnel

Head of Delegation: Tony Labbozzetta

Permanent staff

Head Coach: Frank Farina
Assistant Coach: Graham Arnold
Operations Manager: Bonita Mersiades
Gear Steward: Nelson Delasio

Other staff

Goalkeeping Coach: Tony Franken
Chief Medical Practitioner: Dr Siri Kannangara
Medical Practitioner: Dr Andrew Jowett
Physiotherapist: Les Gelis
Trainer: Anthony Crea

NATIONAL TEAMS



AUSTRALIA V BRAZIL

14 November 1999

Stadium Australia, Sydney

Australia, 0 — Brazil, 2 (Alvaro 32', Alex 39')

Mark Bosnich (Zeljko Kalac 77), Paul Okon (Brett Emerton 76), Tony Vidmar, Craig Moore, Danny Tiatto, Kevin Muscat, Ned Zelic, Richard Johnson, Steve Corica, Paul Agostino (Zeljko Babic 76), Damian Mori (Brad Maloney 46)

17 November 1999

MCG, Melbourne

Australia, 2 (Agostino 11', 60') — Brazil, 2 (Ronaldo 74', Fabio Junior 86')

Zeljko Kalac, Kevin Muscat, Craig Moore, Paul Okon (Richard Johnson 80), Tony Vidmar, Josip Skoko (Hayden Foxe 80), Mark Viduka (Zeljko Babic 74), Paul Agostino, Stephen Laybutt, Brad Maloney (Brett Emerton 86), Danny Tiatto

CHILE V AUSTRALIA

9 February 2000

Valparaiso, Chile

Chile, 2 (Gonzales 10', Navia 92pk) — Australia, 1 (Corica 15')

Mark Schwarzer, Luke Casserly, Hayden Foxe, Shaun Murphy, Jason van Blerk (sent off 65), Craig Foster (Kasey Wehrman 61), Josip Skoko, Paul Okon, Daniel Tiatto (Stephen Laybutt 67), Paul Agostino (David Zdrilic 65), Steve Corica (Scott Chipperfield 80)

AUSTRALIA V SLOVAKIA

12 February 2000

Valparaiso, Chile

Australia, 0 — Slovakia, 0

Mark Schwarzer, Luke Casserly, Hayden Foxe, Shaun Murphy, Stephen Laybutt, Kasey Wehrman (Bradley Maloney 72), Paul Okon, Josip Skoko, Scott Chipperfield (Pablo Cardozo 82), David Zdrilic, Steve Corica

AUSTRALIA V BULGARIA

15 February 2000

Valparaiso, Chile

Australia, 1 (Agostino 1') — Bulgaria, 1 (Ivanov 89')

Mark Schwarzer, Luke Casserly, Stephen Laybutt, Shaun Murphy, Jason van Blerk, Bradley Maloney, Craig Foster, Steve Corica (Matthew Horsley 72), Daniel Tiatto, Paul Agostino (Scott Chipperfield 75), Pablo Cardozo (David Zdrilic 57)

HUNGARY V AUSTRALIA

23 February 2000

Budapest, Hungary

Hungary, 0 — Australia, 3 (Laybutt 12', Skoko 72', Moore 89')

Mark Bosnich, Kevin Muscat, Craig Moore, Paul Okon, Tony Vidmar, Josip Skoko, Harry Kewell (Paul Agostino 46), Stephen Laybutt, Mark Viduka, Steve Corica (Craig Foster 64), Danny Tiatto (Stan Lazaridis 77)

CZECH REPUBLIC V AUSTRALIA

29 March 2000

Teplice, Czech Republic

Czech Republic, 3 (Fukal 10', Koller 53', Ulich 66') —

Australia, 1 (Foster 88')

Zeljko Kalac, Kevin Muscat (Luke Casserly 69), Shaun Murphy, Tony Popovic, Jason van Blerk (Richard Johnson 78), Stan Lazaridis, Paul Okon, Josip Skoko, Steve Corica (Craig Foster 55), Mark Viduka, Paul Agostino (Clayton Zane 69)

AUSTRALIA V PARAGUAY

9 June 2000

Sydney Football Stadium, Sydney

Australia, 0 — Paraguay, 0

Zeljko Kalac, Kevin Muscat, Shaun Murphy, Tony Popovic, Danny Tiatto (Simon Colosimo 74), Stan Lazaridis, Paul Okon, Craig Foster (Aurelio Vidmar 78), Brett Emerton, David Zdrilic, Paul Agostino (Clayton Zane 64)

12 June 2000

The 'Gabba, Brisbane

Australia, 0 — Paraguay, 0

Clint Bolton, Stephen Laybutt, Jason van Blerk, Simon Colosimo (Kevin Muscat 83), Andrew Marth, Steve Horvat, Aurelio Vidmar, Gabriel Mendez, Carl Veart, Clayton Zane, Pablo Cardozo (Brett Emerton 67)

15 June 2000

Olympic Park, Melbourne

Australia, 2 (Foster 47', Zdrilic 52') — Paraguay, 1 (Caceres 58')

Zeljko Kalac, Kevin Muscat, Shaun Murphy, Tony Popovic, Danny Tiatto (Scott Chipperfield 66), Stan Lazaridis, Paul Okon, Craig Foster (Steve Corica 82), Brett Emerton, David Zdrilic (Clayton Zane 66), Paul Agostino

Oceania Nations Cup

COOK ISLANDS V AUSTRALIA

19 June 2000

Papeete, Tahiti

Cook Islands, 0 — Australia, 17 (Agostino 18'/53'/68', Muscat 21'/45pk, Tiatto 24', Foster 30'/51/80', Zdrilic 35'/42'/65', Popovic 59', Corica 70', Zane 82'/87'/89')

Zeljko Kalac, Kevin Muscat, Shaun Murphy, Tony Popovic, Danny Tiatto, Stan Lazaridis, Paul Okon, Craig Foster, Brett Emerton (Steve Corica 46), David Zdrilic (Clayton Zane 69), Paul Agostino

SOLOMON ISLANDS V AUSTRALIA

23 June 2000

Papeete, Tahiti

Solomon Islands, 0 — Australia, 6 (Chipperfield 6', Zane 13'/35', og 36', Muscat 39'pk, Cardozo 43')

Zeljko Kalac, Kevin Muscat (Simon Colosimo 46), Steve Horvat, Stephen Laybutt, Stan Lazaridis, Brett Emerton, Paul Okon (Pablo Cardozo 33), Steve Corica, Scott Chipperfield, Clayton Zane, Aurelio Vidmar

AUSTRALIA V VANUATU

25 June 2000

Papeete, Tahiti

Australia, 1 (Muscat 4'pk) — Vanuatu, 0

Zeljko Kalac, Kevin Muscat, Shaun Murphy, Tony Popovic, Danny Tiatto, Stan Lazaridis, Paul Okon, Craig Foster (Aurelio Vidmar 65), Brett Emerton, David Zdrilic (Clayton Zane 55), Paul Agostino

AUSTRALIA V NEW ZEALAND

28 June 2000

Papeete, Tahiti


Australia, 2 (Murphy 40', Foster 66') — New Zealand, 0

Zeljko Kalac, Kevin Muscat, Shaun Murphy, Tony Popovic, Danny Tiatto, Stan Lazaridis, Paul Okon, Craig Foster (Aurelio Vidmar 80), Brett Emerton, David Zdrilic, Paul Agostino (Clayton Zane 80)

AUSTRALIAN NATIONAL LG U23 TEAM

The four Nations Tournament in January 2000 proved to be a great success, with National Coach Raul Blanco happy with the quality of matches. The matches against Egypt, Nigeria and South Korea proved to be tough encounters for the Australian Olympic Squad. The first two matches ended in 1-0 wins for Australia but in the third match Australia was beaten 3-1 by South Korea.

In March the team travelled to Slovakia and Holland to play Internationals against the respective National Teams. The first match was played in Nitra (a city 40 kms from Bratislava) in near freezing conditions. It proved to be a good test for the team and finished in a 1-0 loss after Australia dominated the game for long periods. The match against Holland's National Olympic Team was also a tough encounter, ending in a 2-1 loss with Holland scoring just before the final whistle.



LG Under 23s vs Italy - Stephen Laybutt

In April/May with the seasons finishing in Australia and Europe consecutively it was imperative that members of the Australian Olympic Squad continued preparations for the 2000 Olympic Games. Players who had completed club commitments in Australia and Europe were brought into camp. This was also an opportunity to speed up the recovery of injured players and rehabilitate them under the watchful eye of the National medical team. For players like Hayden Foxe, Simon Colosimo and Daniel Allsopp the camp conducted in Adelaide proved to be invaluable.

Following the camp in May the team recommenced preparations in July at the Gold Coast. The camp, attended by 18 players was soon reduced to eight due to the large number purchased by overseas clubs or who had left for trials to Europe. This caused some major concerns and was a sign of things to come with the camp in early August postponed until 20th August 2000.

Melbourne was the base for the final camp in the lead up to the 2000 Olympic Games. Two matches were arranged against Kuwait and South Africa. This camp commenced with just 8 players and swelled to 18 by the end of the following week. With Ned Zelic unavailable, the first casualty occurred with Harry Kewell tearing his Achilles Tendon requiring surgery to repair the damage.

Shortly after Harry's injury Paul Okon broke his foot the day prior to his departure for Australia. These three world-class players were unavailable with no hope of taking part in the Olympic Games, a major blow to Australia's hopes.

But the injuries continued with Joseph Didulica (goalkeeper) having a hairline fracture detected in his chin and being forced to withdraw from the team. The squad was obviously at this stage on a low, however National Coach Raul Blanco lifted the team as well as he could under the difficult circumstances.

FIFA's decision to reduce the amount of time that players could be released from their clubs from the initial 14 days, down to 10 days and later again changing the duration to six days, (in the lead up to the Olympics) it now meant that players of the quality of Mark Viduka and Josip Skoko were not released until the last minute by their clubs. Both players arrived three days prior to the first match which was not even enough time to acclimatise.

In the final week, two matches were played against Kuwait and South Africa with wins in both.

However, the bright start to the year faded into gloom at the Olympic Games as the LG Under 23s failed to cope with the strength of their opposition and the overpowering hopes of the Australian public.

Before a crowd of 93,252 at the Melbourne Cricket Ground for the tournament opener, the LG Under 23s fought valiantly but missed their opportunities and lost 1-0 against Italy.

In Sydney, they were 2-2 at half time against Nigeria but again fell to a late goal to lose 3-2 while in their final preliminary round match against Honduras, the LG Under 23s trailed 1-0 at half time with the visitors final scoreline of 2-1 eliminating Australia from further participation in the Sydney Olympics.

NATIONAL TEAMS



LG U23s REPORT

The Olympic Football tournament kicked off 2 days prior to the Olympic opening ceremony with Australia as host country having the honour to play the first game against Italy.

Played: September 13 Venue: Melbourne Cricket Ground

Australia 0

Danny Milosevic, Simon Colosimo, Stan Lazaridis, Hayden Foxe, Josip Skoko (Lucas Neill 79), Stephen Laybutt, Brett Emerton, Mark Viduka, Kasey Wehrman (Marco Bresciano 66), Vince Grelia (Nick Rizzo 86), Michael Curcija

Italy 1

Christian Abbiati, Alessandro Grandoni, Marco Zanchi, Gennaro Gattuso, Gianni Comandini, Roberto Baronio (Cristiano Zanetti 58), Nicola Ventola (Massimo Margiotta 76), Andrea Pirlo, Gianluca Zambrotta, Massimo Ambrosini, Bruno Cirillo
Goal: Pirlo 81


Referee: Peter Prendergast (Jamaica)

Linesmen: Volodymyr Petrov (Ukraine), Ali Mulumba Tomusange (Uganda)

Crowd: 93252

Coaches: Raul Blanco (Australia), Marco Tardelli (Italy)

Australia played extremely well against their highly regarded opponents, Italy who won the game with a late goal in the 81st minute. Good results against Nigeria and Honduras would be needed for Australia to progress to the Quarter-Finals.



LG Under 23s vs Italy - Mark Viduka

Played: September 16

Venue: Sydney Football Stadium

Australia 2

Danny Milosevic, Simon Colosimo (Nick Rizzo 74), Stan Lazaridis, Hayden Foxe, Josip Skoko, Stephen Laybutt, Brett Emerton (sent off 56), Mark Viduka, Kasey Wehrman (Lucas Neill 61), Vince Grelia, Michael Curcija (Clayton Zane 79)

Goals: Foxe 41, Wehrman 44

Nigeria 3

Greg Tafta, Celestine Babayaro (sent off 56), Christopher Kanu, Victor Agali (Blessing Kaku 81), Yakubu Avegbeni, Azubike Olieh, Garba Lawal, Pius Ikedia (Johnson Sunday 85), Godwin Okpara, Isaac Okoronkwo, Julius Aghahowa

Goals: Ikedia 16, Aghahowa 22, Agali 64

Referee: Carlos Eugenio Simon (Brazil)

Linesmen: Vladimir Fernandez Alfaro (SLV) Volodymyr Petrov (UKR)

Crowd: 38080

Coaches: Raul Blanco (Australia), Jo Bonfrere (Nigeria)

Down 0-2, the Aussies stormed back late in the first half to equalise, but despite a gallant effort in the second half a defensive error allowed Nigeria to score a third goal.

Played: September 19

Venue: Sydney Football Stadium

Australia 1


Danny Milosevic, Simon Colosimo (Marco Bresciano 46), Stan Lazaridis, Hayden Foxe, Josip Skoko, Stephen Laybutt, Lucas Neill, Mark Viduka, Kasey Wehrman (Clayton Zane 79), Vince Grelia (Jason Culina 30), Michael Curcija

Goal: Rosales 51og

Honduras 2

Noel Valladares, Ivan Guerrero, Elmer Montoya, Walter Lopez (Junior Izaguirre 46), Carlos Paes de Oliveira (Francisco Pavon 76, Jaime Roses, David Suazo, Julio Leon (Julio Suaso 90), Maynor Suazo, Danilo Turcios, Mario Chirinos

Goals: D Suazo 3, 60



LG Under 23s vs Nigeria - Kasey Wehrman


Referee: Mourad Daami (Tunisia)

Linesmen: Volodymyr Petrov (Ukraine), Jorge Horacio Rattalino (Argentina)

Crowd: 37788

Coaches: Raul Blanco (Australia), Ramon Maradiaga (Honduras)

A disappointed Australia having lost all three first round matches, could only watch as Italy and Nigeria progressed through to the Quarter-Finals.



LG U20s REPORT

The LG Under 20 team took time to recover after its elimination from the preliminary rounds of the 1999 World Youth Cupin Nigeria.

It was also a period of time where long serving coach Les Scheinflug could take stock before handing over to new national youth coach Ange Postecoglou and his assistant Stephen O'Connor.

Postecoglou took charge to begin a new era after his contract expired with South Melbourne in the national league.

The new coaching team, with input from Scheinflug, arranged two camps to get the players together for training and familiarisation grading the first at their NSW Federation venue at Parklea and the second at Canberra.

Postecoglou concentrated on looking at and assessing the quality of the local players available without calling on the 20 or more possibilities playing overseas.

Most of the emphasis was on the players still eligible from the previous series as well as the potential flowing through from the silver medal winning LG Under 17 squad from the last world championships.

The coaches monitored the squad at the camps, as well as their performance in the national leagues and began putting together another squad for the next training camp in Canberra.

This camp will assist in finalising the group to represent Australia in the Oceania Under 20 qualifying rounds to be held in the Cook Islands in February 2001.

FIFA YOUTH WORLD CUP ALL TIME RANKINGS

UNDER 20s

	TEAM	GAMES	WIN	DRAW	LOSS	FOR	AGAINST	POINTS
1	BRAZIL	59	43	8	8	140	36	137
2	ARGENTINA	39	25	3	11	71	32	78
3	SPAIN	41	21	9	11	76	50	72
7	AUSTRALIA	36	13	9	14	43	49	48

UNDER 17s

	TEAM	GAMES	WIN	DRAW	LOSS	FOR	AGAINST	POINTS
1	GHANA	33	23	7	3	70	24	76
2	BRAZIL	35	21	8	6	68	23	71
3	NIGERIA	26	17	7	2	50	14	58
7	AUSTRALIA	23	9	4	10	30	30	31



LG U20s REPORT

The LG Under 20 team took time to recover after its elimination from the preliminary rounds of the 1999 World Youth Cup in Nigeria.

It was also a period of time where long serving coach Les Scheinflug could take stock before handing over to new national youth coach Ange Postecoglou and his assistant Stephen O'Connor.

Postecoglou took charge to begin a new era after his contract expired with South Melbourne in the national league.

The new coaching team, with input from Scheinflug, arranged two camps to get the players together for training and familiarisation grading the first at their NSW Federation venue at Parklea and the second at Canberra.

Postecoglou concentrated on looking at and assessing the quality of the local players available without calling on the 20 or more possibilities playing overseas.

Most of the emphasis was on the players still eligible from the previous series as well as the potential flowing through from the silver medal winning LG Under 17 squad from the last world championships.

The coaches monitored the squad at the camps, as well as their performance in the national leagues and began putting together another squad for the next training camp in Canberra.

This camp will assist in finalising the group to represent Australia in the Oceania Under 20 qualifying rounds to be held in the Cook Islands in February 2001.

FIFA YOUTH WORLD CUP ALL TIME RANKINGS

UNDER 20s

	TEAM	GAMES	WIN	DRAW	LOSS	FOR	AGAINST	POINTS
1	BRAZIL	59	43	8	8	140	36	137
2	ARGENTINA	39	25	3	11	71	32	78
3	SPAIN	41	21	9	11	76	50	72
7	AUSTRALIA	36	13	9	14	43	49	48

UNDER 17s

	TEAM	GAMES	WIN	DRAW	LOSS	FOR	AGAINST	POINTS
1	GHANA	33	23	7	3	70	24	76
2	BRAZIL	35	21	8	6	68	23	71
3	NIGERIA	26	17	7	2	50	14	58
7	AUSTRALIA	23	9	4	10	30	30	31

NATIONAL TEAMS



LG UNDER 17 — NATIONAL TEAM REPORT

Australia produced one of its best-ever efforts when the LG Joeys won the silver medal in a pulsating final against Brazil in Auckland.

After a home-based season leading to the Oceania qualification win, the LG Joeys then overcame Bahrain to reach the 1999 finals in New Zealand.

To prepare for the finals, the squad embarked on a tour of South America in October for a series of matches against national and club youth teams.



U17 WWC Final Australia vs Brazil - Lucas Pantelis

The results were:

Australia 1 Uruguay 1, Australia 1 Uruguay 2, Australia 7 National 0, Australia 4 Colo Colo 2, Australia 1 University de Chile 1, Australia 1 Catolica 2, Australia 5 Argentina Selection 0, Australia 1 Independente 0, Australia 3 Argentina U20 3.

After playing the final match on November 4, the LG Joeys flew direct to New Zealand, arriving November 8, four days before their opening match.


They had been drawn in Group C against Brazil, Germany and Mali where they finished top of the group, eliminated Qatar in the quarter final, the United States on penalty kicks in the semi-final before losing to Brazil 7-8 on penalties in the final.

It was the highest ranking a national team had ever reached in a FIFA world championship, and lifted Australia to seventh placing in the all-time ranking table.

FIFA, in its technical analysis of the championship, praised the Australian performance as truly outstanding and well-organised. It said Australia, throughout the tournament, played a rigid 3-5-2 system with all players showing a clear understanding of individual unit and team roles, both in defence and offence.

The report singled out the imposing figure of sweeper Adrian Madaschi, dominant stoppers Mark Byrnes and Aaron Goulding, goalkeeper Jess Kedwell-Vanstrattan and libero Wayne Srhoj.

U17 WWC Final - Runners up Presentation

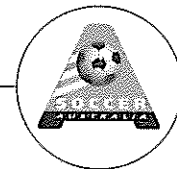


According to the report, it was an heroic effort for Australia and their silver medal placing has set a real challenge for future generations of teams to try to better.

The squad which contested the finals was:

Goalkeeper: Jess Kedwell Vanstrattan, Matthew Milosevic. Defenders: Shane Lockhart, Shane Cansdell-Sherriff, Aaron Goulding, Adrian, Madaschi, Mark Byrnes (c), Iain Fyfe. Midfield: Jade North, Louis Brain, Lucas Pantelis, Bradley Groves, Anthony Doumanis, Wayne Srhoj, Dylan MacAllister. Strikers: Joseph Di Iorio, Scott McDonald, Joshua Kennedy.

NATIONAL TEAMS



FIFA Under 17 World Championship Finals series

Preliminary Competition

AUSTRALIA v BRAZIL 1-2 (0-1)

November 12, 1999 at Christchurch.

Scorers: Marquinhos 30', Henrique 66', Macallister 81'.

Australia: Kedwell-Vanstrattan, Madaschi, Goulding, Byrnes (c), North, Brain, Groves (MacAllister 59'), Srhoj, Cansdell-Sherriff, Di Iorio, McDonald (Kennedy 67').

AUSTRALIA v GERMANY 2-1 (0-1)

November 14 at Christchurch

Scorers: Haas 9', Cansdell-Sherriff 66', Byrnes 70'.

Australia: Kedwell-Vanstrattan, Madaschi, Byrnes (c), Goulding, North(Fyfe 93'), Brain, Srhoj, MacAllister, Cansdell-Sherriff, Di Iorio (Pantelis 46'), McDonald, Pantelis (Kennedy 82').

AUSTRALIA v MALI 1-0 (1-0)

November 17 at Christchurch.

Scorers: McDonald 22'.

Australia: Kedwell-Vanstrattan, Madaschi, Byrnes (c), Goulding, North, Brain, Srhoj, Groves (Di Iorio 65'), Cansdell-Sherriff, McDonald, MacAllister, Di Iorio (Fyfe 88').

QUARTER FINAL

AUSTRALIA v QATAR 1-0 (0-0)

November 21 at Christchurch

Scorers: Di Iorio 55'

Australia: Kedwell-Vanstrattan, Madaschi, Goulding, Byrnes (c), North, Brain, Srhoj, Groves (Di Iorio 46'), Pantelis, MacAllister, McDonald (Kennedy 83').

SEMI FINAL

AUSTRALIA v USA 2-2 (2-1, 2-2, 7-6 PEN KICKS).

November 24 at Christchurch

Scorers: Byrnes 2', McDonald 34', Donovan 35', Onyewti 51'.

Penalty kicks: 1-0 Byrnes, 1-1 Donovan, 2-1 Di Iorio, 2-1 Beasley (missed), 3-1 Cansdell-Sherriff, 3-2 Convey, 3-2 Srhoj (missed), 3-3 Akwari, 4-3 North, 4-4 Thompson, 5-4 MacAllister, 5-5 Gregorio, 6-5 Goulding, 6-6 Yig 7-6 Kennedy, 7-6 Cutler (missed).

Australia: Kedwell-Vanstrattan, Madaschi, Byrnes (c), Goulding, North, Brain, Srhoj, Pantelis (Di Iorio 46'), Cansdell-Sherriff, McDonald (Kennedy 68'), MacAllister.

FINAL

AUSTRALIA v BRAZIL 0-0, 0-0, 7-8 PEN KICKS.

November 27 at Auckland.

Scorers: Penalty kicks: 0-0 Byrnes (missed), 0-1 Leonardo, 1-1 Di Iorio, 1-1 Marquinhos (missed), 2-1 Srhoj, 2-2 Eduardo, 3-2 Madaschi, 3-3 Walker, 4-3 North, 4-4 Ricardo, 5-4 MacAllister, 5-5 Leo, 6-5 Goulding, 6-6 Bruno Leite, 7-6 Kennedy, 7-7 Souza, 7-7 Fyfe (missed), 7-8 Leonardo.

Australia: Kedwell-Vanstrattan, Madaschi, Byrnes (c), Goulding, North, Brain, Srhoj, Pantelis (Di Iorio 54'), Cansdell-Sherriff (Fyfe 92+), MacAllister, McDonald (Kennedy 98').

U17 WWC Final Australia vs Brazil - Shane Cansdell-Sherriff



U17 WWC Final Australia vs Brazil - Joseph Di Iorio



2000

SOCCER AUSTRALIA

AUSTRALIAN WOMEN'S SOCCER ASSOCIATION



There have been a number of notable achievements and highlights for women's soccer in Australia in the past 12 months.

These include:

- Matildas Calendar stages one of the most successful brand-launches in Australian sports history.
- Total annual income (including the AIS program) reaches a new peak of \$1.93 million compared to \$986,000 three years earlier.
- National team players share in more than \$75,178 in royalty payments compared to zero the previous year.
- The 1st Pacific Cup is launched as a major international sporting event.
- The 2nd Australia Cup and the 1st Pacific Cup are televised nationally and Pacific Cup matches are broadcast live to China, Japan, and USA.
- A new attendance record for a stand-alone Matildas match is set at 10,049 (Matildas v China, Sydney Football Stadium 2 June 2000).
- AWSA is repositioned as Women's Soccer Australia under a new corporate image.
- Six Matildas guest star at the AFL season launch.
- Alicia Ferguson is voted by WHO magazine as "one of the 25 most beautiful people in the world".
- Sarah Cooper addresses the World Congress on Health and Tobacco in the USA.
- Amy Taylor appears on the cover of Inside Sport.

So much optimism came into the sport at the start of the Olympic Athlete Program in 1994. The creation of state-based Intensive Training Centres, employment of the first fulltime national coach, a fully co-ordinated international competition and camps program — in short, unprecedented opportunities for our players, coaches, referees and administrators.

But the most recent Federal Government budget for sport is a cold reminder that the road to Sydney 2000, while perhaps paved with gold, eventually ends.

The Association received notification that Australia Sports Commission funding for women's soccer had been reduced from more than \$1.1 million in 1999-2000 to \$664,434 in 2000-2001.

It would be a simple task to reflect on opportunities lost at the 1999 Women's World Cup and the 2000 Olympics but it's better to ask what have we achieved and learned in the past 12 months and how shall we set and achieve our goals in the next 4-8 years.

High Performance Program

Australian women had a significant year on the field as the Matildas toured overseas, junior and youth were kept active, the Ansett Australia Summer Series had a successful fourth season and Tammy Ogston was selected to referee at the Sydney Olympics.

In other highlights:

- The tour of DPR Korea and China in August 2000 completed a pre-Olympic series of 60 A-International matches for the Matildas since February 1997.
- Ten Australian players achieved 50 A-International caps.
- Two Australian players, Julie Murray and Sarah Cooper, were selected to represent the World All Stars in the professional US Victory Tour.
- The Matildas defeat China in Shanghai.
- Twenty-one teams, including New Zealand, contest the combined National junior and youth championships.
- The third Julie Dolan Medal was won by 15-year-old South Australian Ann Marie Vozzo.
- Eighteen Australian women were selected to represent Australia for the first time in women's football at an Olympic Games.

Sydney 2000 Olympics

Australia achieved a placing of 7th (of 8) in Sydney compared with 11th (of 16) at USA and 12th (of 12) at Sweden in 1995.


But even the harshest of critics would acknowledge the Matildas performance in Sydney was a unique milestone in the sport, marking as it did the first time an Australian team was truly competitive at the highest level.

With 35 minutes remaining in the final preliminary match against Brazil (4th at the 96 Olympics, 3rd at the 99 World Cup, 4th 2000 Olympics), Australia's one goal lead could not be maintained and the hope of a semi-final place was over.

The simple fact of Sydney 2000 was that Australia did not improve rapidly enough during the five years of the Olympic Athlete Program to win a place in the top four but has moved from well outside the top 16 nations to be legitimately in the top eight.

When the Olympic Athlete Program started in 1995, the Association boasted 10,173 players and a little over \$17,000 in general funds. By the year 2000, the AWSA had a fluctuating 18,100 players and more than \$100,000 in general funds.

AUSTRALIAN WOMEN'S SOCCER ASSOCIATION



The most obvious legacies of the program are a competitive senior national team and an infinitely more marketable sport. The most important long-term targets are to achieve a ranking in the top eight at Under 18 level, and a participation base of more than 100,000 players.

Youth Program and Player Base


Lack of exposure to quality competition will dull the most talented group of athletes.



Matildas, Australia vs Germany - Tracey Wheeler

The senior team, given the focus on USA 99 and Sydney 2000, played an international every 20 days in the lead up period from February 1997 while in the same period, the Youth Program had 13 matches for 11 losses, one draw and one win.

In the program, they contested nine Youth internationals, three games against USA Select teams and one game against a European club side, the only win in the series held for the Under 17, Under 18 and Under 21 teams.




Matildas, Australia vs Brazil - Alicia Ferguson

This is not a reflection on the athletes but on their preparations. It will be a massive challenge to produce a competitive team for the inaugural FIFA Women's World Youth (U18) championship set for 2002.

If the US women's soccer has shown one thing it is that a giant player pool will yield quality athletes.

The success of the USA in winning the 2nd Australia Cup against Australia, Sweden, and the Czech Republic was remarkable. With the exception of Thori Bryan, the US team boasted a combined experience of 21 A internationals caps, compared to Australia's total of 523 caps and Sweden's 562.



Matildas, Australia vs Germany - Alicia Ferguson

A report to 30 June 2000 shows a total player membership of 18,100, a decline of 15 percent on the 21,397 of three years ago. This loss will require a collective discussion and analysis through the National Council.

2000

SOCCER AUSTRALIA

AUSTRALIAN WOMEN'S SOCCER ASSOCIATION



SENIOR NATIONAL TEAM

Matches played 1 July 1999 to September 2000

China Test Series (Zhuhai and Ziamen)

28 October 1999 v China 1-3

31 October v China 2-4

2nd Australia Cup (Sydney, Melbourne and Adelaide)

7 January 2000 v Sweden 0-2

10 January v Czech Republic 3-0

13 January v USA 1-3

1st Pacific Cup (Canberra, Sydney, Campbelltown, Newcastle)

31 May v Japan 1-0 (Duus)

2 June v China 1-1 (Garriock)

4 June v Canada 0-2

7 June v New Zealand 4-0 (Black 3, Hughes)

11 June v USA 0-1

DPR Korea Test Series (Pyongyang)

8 August v DPR Korea 0-2

11 August v DPR Korea 1-2 (Forman)

China Test Series (Yangzhou, Shanghai)

14 August v China 0-3

17 August v China 0-0 (5-4 pens)

Sydney 2000 Olympic Games (Canberra, Sydney)

13 September v Germany 0-3

16 September v Sweden 1-1 (Salisbury)

19 September v Brazil 1-2 (Hughes)

Sydney 2000 Olympic Games

Team and Support Staff

ALAGICH	Dianne	(Adelaide)	21*
BLACK	Sharon	(Adelaide)	50*
DUUS	Bryony	(Brisbane)	25*
FERGUSON	Alicia	(Brisbane)	28*
FORMAN	Alison (captain)	(Newcastle)	65*
GARRIOCK	Heather	(Sydney)	14*
GOLEBIOWSKI	Kelly	(Sydney)	31*
HEPPERLIN	Peita-Claire	(Canberra)	13*
HUGHES	Sunni	(Newcastle)	59*
McSHEA	Kate	(Brisbane)	09*
MURRAY	Julie	(Sydney)	66*
SALISBURY	Cheryl (v-captain)	(Newcastle)	65*
STARR	Bridgette	(Newcastle)	49*
TANN-DARBY	Anissa	(Sydney)	85*
TRIMBOLI	Leanne	(Adelaide)	03*
WAINWRIGHT	Sacha	(Canberra)	30*
WHEELER	Tracey	(Sydney)	46*
WILSON	Amy	(Canberra)	24*

Alternates

BUTLAND	Joanne	(Cairns)	04*
CASAGRANDE	Lisa	(Lismore)	58*
SMALL	Danielle	(Newcastle)	09*
TAYLOR	Amy	(Canberra)	19*

Support Staff

MANN	Lesley	Section Manager
TANZEY	Chris	Head Coach
MURRAY	Ian	Coach
PUMPA	Karly	Technical Staff
FALLON	Dr Kieran	Technical Staff
HOLLIS	Ed	Technical Staff
HARRIGAN	Rachel	Technical Staff

*Caps listed are prior to the Olympic Games

1999 FIFA Women's World Cup Placing

Champion	USA
Runner up	CHINA
3rd	BRAZIL
4th	NORWAY
5th	NIGERIA
6th	GERMANY
7th	SWEDEN
8th	RUSSIA
9th	ITALY
10th	NORTH KOREA
11th	AUSTRALIA
12th	CANADA
13th	JAPAN
13th	GHANA
15th	DENMARK
16th	MEXICO

2000 Olympic Games Placing

Gold Medal	NORWAY
Silver Medal	USA
Bronze Medal	GERMANY
4th	BRAZIL
5th	CHINA
6th	SWEDEN
7th	AUSTRALIA
8th	NIGERIA

All Time A-International Player Appearances

Anissa Tann Darby	88
Alison Forman	68
Cheryl Salisbury	68
Julie Murray	67
Sunni Hughes	62
Lisa Casagrande	58
Sonia Gegenhuber	55
Sarah Cooper	52
Sharon Black	51
Bridgette Starr	50

YOUTH NATIONAL TEAMS

Matches played 1 July 1999 to September 2000


Nordic Cup Reykjavik, Iceland (U21)

30 July 1999	v Iceland (Senior)	0-5
2 August	v Sweden	1-4
4 August	v Iceland	1-2
6 August	v Norway	1-3
8 August	v Germany	0-4

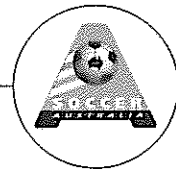
adidas Cup Houston, Texas (U17)

30 May 2000	v USAYA Blue	1-4
31 May	v Japan	1-3
1 June	v USAYA White	1-4
3 June	v USA Nike	0-6

Matildas 2000 Olympics



AUSTRALIAN PROFESSIONAL FOOTBALLERS ASSOCIATION



In co-operation with Soccer Australia and the National Soccer League clubs, the Australian Professional Footballers' Association continues to prepare for the arrival of full-time professionalism.

Market Forces Driving Full-Time Professionalism

Whilst the "Soccer 21" strategic plan sets the target of full-time player professionalism throughout the NSL by the 2001/2002 season, market forces have moved rapidly. Around 66% of all NSL players signed full-time playing contracts during 1999/2000, a figure likely to be in excess of 75% for the current season.

Market forces have also seen improved player incomes and benefits, even though these are not evenly spread throughout the competition and still fall far short of what is needed to support a fully competitive league. Full-time players now earn an average salary in excess of \$55,000 per annum, in contrast with the part-time average of just over \$27,000. This potentially jeopardises the competitive balance presently enjoyed by the NSL, which has seen 9 teams play off in the NSL Grand Final in the last 6 years.

The game needs to ensure the arrival of full-time professionalism does not further jeopardise the viability of clubs, as traditional clubs such as South Melbourne and Marconi have recently become fully professional in order to remain competitive.

The flip side of market forces has been the continued struggle by almost all NSL clubs to achieve financial viability. Unfortunately, players have often found themselves in a most stressful environment, worrying about their club's future.

Player Professionalism, Education and Welfare

Soccer Australia and the PFA remain committed to full-time professionalism provided a holistic approach is taken in an economically responsible and sustainable manner.

Under the auspices of the Australian Soccer Players Commission, the PFA is developing a three-tiered strategy to underpin full-time professionalism:

- Education and training, on and off the field.
- Welfare and hardship.
- Retirement and "life after football".

Based on extensive research, the model is designed to ensure that players maximise their performance in training and on match day, contribute to the game off the field and successfully manage the many transitions in what is an often changing and international environment.

Australian Soccer Players Commission

Soccer Australia Deputy Chair John Barker continues to effectively carry out his duties as Chair of the Australian Soccer Players Commission.

The Players Commission is now an important body in the game, providing the forum for the game to co-operatively address many of the issues that affect the game's professionalism and the welfare of its players.

Future Challenges

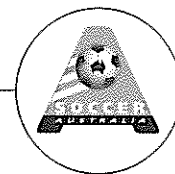
The PFA clearly understands that the well being of the game and its clubs is a precondition to the well being of the players.

With this in mind, NSL players feel strongly about the need to reform the NSL into a competition of the highest quality, even if this does involve a reduction in the number of teams and playing opportunities. NSL players also feel strongly that the reform process cannot be delayed any further.

A new NSL Collective Agreement between Soccer Australia and the PFA is being negotiated to take effect from July 2001. It therefore could not be more opportune for the game to embrace the strategic reform of the NSL with the funding and establishment of the model to underpin full-time professionalism.

2000

SOCCER AUSTRALIA



SCHOLARSHIPS

Live In Scholarships for 2000 (players born after 1/1/83) were offered to 18 athletes towards the end of 1999. 2 Live Out scholarships were also offered to local (Canberra) based players.

Those accepting scholarships to the AIS Soccer Program were:

Niall FAY	SA
Mislav SARIC	SA
Andrew CARMAN	SA (replaced by Adam HREHORESIN in May 2000)
Joel GRENELL	NNSW
Mitchell JOHNSON	NNSW
Peter WOOD	NNSW
Mark TSIORLAS	VIC
Daniel RAINEY	VIC
Steve PANTELIDIS	VIC
Stephen PACE	VIC
Radomir SEKULOVSKI	VIC
Brett TOWNLEY JONES	NSW
Ben MAILER	NSW
Franco PARISI	NSW
Mitchell PRENTICE	NSW
Tallan MARTIN	NSW
Ian BONATO,	QLD
David TARKA	WA
Dustin WELLS	ACT (live out)
Carl VALERI	ACT (live out)

National Youth League

The AIS again competed in the National Youth League (Northern Division) from October 1999 — April 2000

The NYL season concluded in April with the AIS finishing 6th, therefore missing out on the finals series.

Final Stats:

Played 32, Won 16, Drew 7, Lost 9, Byes 2, 87 goals for, 43 goals against

Mark Tsiolas (13 goals) and Franco Parisi (16 goals) were AIS top scorers and amongst the leagues top goal scorers.

Overseas Competition

The AIS travelled to Italy in April (7-25) to compete in the Torneo Itala San Marco, beating Tournament favourites Lazio (Italy) 1-0 on Thursday 20/4 and drawing 0-0 with Argentina star side River Plate (Friday 21/4. AIS defeated Hit Casino 5-0 to finish their preliminary round at the top of their group and qualify for the quarter finals.

Unfortunately the AIS were beaten 1-4 by Italian team Udinese in their quarter final match to be eliminated from the competition.

A further match against Iran's National team was played following completion of the tournament resulting in a 3-3 draw.

Coaching Matters

Assistant Coach Mike Milovanovic resigned in May 2000, and was replaced by former scholarship Coach Ray Junna.

Head Coach Steve O'Connor was appointed as Assistant National Youth Coach to Ange Postecoglu in May 2000.

Past and Present AIS Athletes in National Teams

Lucas PANTELIS, Jade NORTH, Josh KENNEDY, Wayne SRHOJ were in U17 National Team who were Silver Medalists in the FIFA U17 World Championships from 8-27 November 1999 (NZ)

The Australian Olympic Team competed in a 4 nation tournament with Nigeria, Egypt and Korea during January 2000. An 18 man squad was selected which included 10 ex AIS scholarship holders.

Eddie BOSNAR, Mark BRESCIANO, Brett EMERTON, Hayden FOXE, Vince GRELLA, Stephen LAYBUTT, Lucas NEILL, Mile STERJOVSKI, Ivan ZELIC, Zjelko SUSA.

An Australian National Team squad was selected to compete in a 4 nation tournament with Chile, Slovakia and Bulgaria in Santiago CHILE(5-16 Feb 2000) . The 20 man squad included 10 ex AIS scholarship holders.

Clint BOLTON, Hayden FOXE, Stephen LAYBUTT, Shaun MURPHY, Con BLATIS, Jason VAN BLERK, Craig FOSTER, Steve CORICA, Josip SKOKO, Brad MALONEY

A 20 man Olympic Team squad was selected on the 29th February for a training camp in Europe . This camp included two internationals - against Slovakia (22/3) and Holland (28/3).

Nine players were ex AIS scholarship holders. Danny MILOSEVIC, Con BLATIS, Stephen LAYBUTT, Lucas NEILL, Mark BRESCIANO, Brett EMERTON, Vince GRELLA, Michael CURCIJA, Hayden FOXE

An 18 man squad National Team was selected to play an international against Hungary on the 24th February.

Ten former AIS scholarship holders were named in the squad. They were:

Stephen LAYBUTT, Con BLATIS, Craig MOORE, Shaun MURPHY, Kevin MUSCAT, Lucas NEILL, Steve CORICA, Craig FOSTER, Josip SKOKO, Mark VIDUKA.

An 18 man squad was selected to play the Czech Republic on the 29th March.

Eight former AIS scholarship holders (44%) have been named in the squad. They were:


Kevin MUSCAT, Craig MOORE, Josip SKOKO, Mark VIDUKA, Jason VAN BLERK, Craig FOSTER, Steve CORICA, Shaun MURPHY

U20 National Training Camp held from the 3-7 April 2000. Of the 32 players selected 18 (56%) were former AIS scholarship holders. They were:

BRODIE Todd, CVETANOVSKI Johnny, DEMOURTZIDIS Elias, ERGIC Ivan, GULESSERIAN Kevo, KENNEDY Joshua, LAST Grant, MILICEVIC L Ljubo, MOTSIPOULOS Angelo, MRKELA Stiven, NORTH Jade, PANTELIS Lucas, REDDY Liam, SRHOJ Wayne, SULLIVAN Beren, TANCHEVSKI Chris, TURNBULL Michael, VASILEVSKI Daniel.

(Ex AIS players, Michael FERRANTE and Luke WILKSHIRE were unable to attend due to club commitments overseas)

Olympic Team Training Camp held in June in Adelaide involving those players not involved in playoffs and also some players home on holidays from O/S. Out of 16 players in the camp, 8 former AIS players involved. They were Mile STERJOVSKI, Michael CURCIJA, Con BLATIS, Zjelko SUSA, Hayden FOXE



The second Australian Soccer Hall of Fame ceremony inducted another 20 recipients at an impressive and emotional ceremony at the Sydney Sheraton on the Park Hotel on Sunday 16 July 2000.

Nominations were again sought from all States, NSL clubs, historians and media and others to continue the recognition of those who had made major contributions to the growth of the sport on a national scale in Australia.

The Honours Committee, which met regularly throughout the year, selected two candidates each for the Hall of Honour and the Hall of Champions, three candidates for the Roll of Honour (Distinguished) and Medal of Excellence and three for the Roll of Honour (Meritorious) and the Award of Distinction.

National Youth Coach Les Scheinflug, received further honours when he was promoted from his inaugural Roll of Honour to the Hall of Honour after becoming the first Australian coach to take a national team to a FIFA World Championship final.

Scheinflug, who is now the National Technical Director was in charge of the Australian team which won the silver medal after losing on penalties to Brazil in the final of the 1999 World Under 17 title in New Zealand.

World Cup and Olympic referee Chris Bambridge was also inducted into the Hall of Honour.

Two outstanding players were chosen for the Hall of Champions in long-time captain Paul Wade and overseas trailblazer Eddie Krncevic.

More than 100 years of service to the code was provided by the three new members of the Roll of Honour for their distinguished contribution.

Referee Bill Jones from Newcastle began his career in 1954, Victorian official Don Sutherland in 1960 and NSW official Charles Valentine in 1953.

The silver Medal of Excellence was awarded to international players Adrian Alston (NSW), Oscar Crino (Victoria) and Doug Utjesenovic (NSW).

In the final category, the committee faced hard decisions in reducing the nominations to five each for both on-field and off-field performances.

After much deliberation, Charles Perkins (NSW), Jim Connell (SA), Barry Bainbridge (Queensland), Emmanuel Poulakakis (Victoria) and John Taylor (NSW) were named in the Roll of Honour for their meritorious contribution.

In similar style, players Murray Barnes (NSW), Ron Corry (NSW), Alex Gibb (Queensland), Kevin O'Neill (Nth NSW) and Joe Watson (NSW) received the Award of Distinction for their meritorious performances.

These awards were tinged with sadness with the deaths of Charles Perkins and Joe Watson not long after the presentations.

As Sydney was host to the 2000 Olympic Games, Soccer Australia invited members of the 1956 team which played in the Melbourne Olympic Games as special guests.

Special praise was given by 2000 Olympic Coach Raul Blanco to the 1956 attendees who presented a framed team photo to Soccer Australia for its records.

NATIONAL SOCCER LEAGUE



Without doubt, the 1999/2000 National Soccer League Grand Final, played between two clubs who had never been Grand Final Champions, was the most remarkable in the history of the competition. A record crowd of 43,242 at Perth's Subiaco Oval, which took the season aggregate to a new high of 1,503,154, witnessed the most amazing roller coaster ride of emotion imaginable. From a half time deficit of 3-0, Wollongong Wolves clawed their way back to a 3-3 full time scoreline against Perth Glory. With neither side scoring in extra time, despite heart stopping chances at both ends, the match went into penalty kicks. Even then, Perth had the opportunity to win the match with what would have been the final sudden death penalty, but failed to convert. This opened the door for the Wolves, who eventually won the Championship Trophy with a 7-6 penalty shootout scoreline.



Wollongong Wolves - Grand Final 2000 Subiaco Oval

The Grand Final was a fitting end to a season which saw:

- the introduction of Parramatta Power into the NSL,
- the introduction of the New Zealand based Football Kingz into the NSL, following approval by FIFA,
- the creation of a new NSL goalscoring record by Damian Mori, who at the end of the season had scored 148 goals,
- the creation of a new NSL team goalscoring record by Wollongong Wolves, with 72 goals in the season, excluding finals matches,
- the participation, with distinction, of South Melbourne in the inaugural FIFA Club World Championship in Brazil in January, 2000, and
- the amazing achievement by Newcastle Breakers goalkeeper, Bob Catlin, to increase the record for the most clean sheets to 98.

Media support was again extensive with matches being screened nationally on ABC Television and via Channel Seven's pay television channel, C7, on Optus and Austar. Channel Seven did not renew its agreement with the ABC and in the 2000/2001 season has packaged its own highlights program for broadcast in a post-midnight timeslot, which is attracting severe ongoing criticism from soccer followers nationally. Soccer Australia is continuing to seek a more favourable timeslot for the program.

Radio coverage of the NSL again continued to increase and the level of exposure in metropolitan, suburban, ethnic and


soccer press was, at the very least, maintained, with some areas experiencing increased coverage.

The internet is playing an increasingly more significant role at club and NSL level, as both an information and marketing tool, and the use of this medium will be accelerated during 2000/ 2001 and ensuing seasons, particularly as these developing sites are refined.

During the course of 1999/2000 Soccer

Australia entered into a marketing partnership for the NSL with International Entertainment Corporation (IEC). The agreement, which assigns the NSL's marketing rights to IEC, provides for a minimum guarantee of revenues from IEC, with the opportunity for further revenues once sponsorship thresholds have been achieved. The strategy being adopted by IEC is to secure a number of corporate partners (say 6-8) of equal standing, in much the same way as FIFA works with its sponsors. As a result, there is a distinct possibility that there will not be a naming rights sponsor attached to the NSL, which therefore enables the NSL to establish its own brand, rather than having the competition name attached to different sponsors over a period of time. We look forward to working in partnership with IEC, whose efforts are currently focused on 2000/2001 and the short term.

Damian Mori - Adelaide City Force




Following the end of the 1999/2000 season, Newcastle Breakers were unable to provide Soccer Australia with required guarantees regarding their ability to continue to meet their debts during the 2000/2001 season and were excluded from the competition. Newcastle and the Hunter Region are, in the view of Soccer Australia, important areas for soccer at NSL level, and although the Breakers were, unfortunately, excluded from the competition, the area will still have representation in the form of newly constituted Newcastle United.

participate at the highest competition level domestically. This is an area which the Player Relations Committee of the NSL proposes to address during 2000/2001.

2000/2001 is also important because during the year all clubs will be required to submit applications to become members of a restructured competition, which will commence in October 2001. The Board of Soccer Australia had previously sought to restructure the NSL into a 12 team competition commencing in October 2000, but agreed to defer the implementation for twelve months in an attempt to provide clubs with a greater period of notice and to minimise disputes and potential litigation.



Perth Glory vs Wollongong Wolves - Ivan Ergic

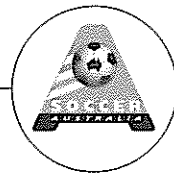


Wollongong Wolves vs Perth Glory - Scott Chipperfield

In late December, 2000 the Carlton Soccer Club had to withdraw from the NSL after playing only eight competition matches. This withdrawal further highlights the difficulties in funding a National Soccer League team, where in a number of instances, clubs' revenue is insufficient to meet the escalating costs of player wages, let alone other administrative, marketing and event costs required to

In summarising the 1999/2000 season, a number of positives were achieved and we must offer our sincere thanks to Channel Seven, C7, ABC Television, Mitre Sports and Ansett for their important roles and support. There is still a long way to go, though, to maximise the potential of the NSL. The implementation of the League restructure, in accordance with the Soccer 21 strategic document, should provide a platform for the competition to move forward. The future success of the NSL, though, will be largely dependent upon the support it receives from its television partner, as well its ability, with IEC, to attract blue chip corporate partners into the code.

1999/2000 NATIONAL LEAGUE



FINAL TABLE

Team	P	W	D	L	F	A	Pts
Perth Glory	34	19	7	8	60	42	64
Wollongong Wolves	34	17	9	8	72	44	60
Carlton	34	17	7	10	55	39	58
Adelaide City Force	34	16	8	10	57	37	56
Sydney Olympic	34	16	7	11	56	40	55
Marconi Stallions	34	16	7	11	53	49	55
Newcastle Breakers	34	14	9	11	44	44	51
Football Kingz	34	15	5	14	57	59	50
Brisbane Strikers	34	13	10	11	46	40	49
South Melbourne	34	14	7	13	55	51	49
Parramatta Power	34	14	5	15	52	47	47
Melbourne Knights	34	13	6	15	44	57	45
Northern Spirit	34	11	3	20	41	58	36
Canberra Cosmos	34	9	9	16	44	64	36
Eastern Pride	34	7	8	19	23	49	29
Sydney United	34	5	5	24	19	58	20

National Soccer League leading goalscorers

Damian Mori	Adelaide City Force	22
Pablo Cardozo	Sydney Olympic	19
Michael Curcija	South Melbourne	19
Stuart Young	Wollongong Wolves	18
John Buonavoglia	Newcastle Breakers	16
Alex Moreira	Carlton	15
Saso Petrovski	Wollongong Wolves	14
Zeljko Babic	Marconi Stallions	14
Con Boutsianis	Perth Glory	13
Alistair Edwards	Perth Glory	13
Andrew Marth	Carlton	13

Elimination Semi Final No. 1

1st leg — Saturday May 13, 2000

Marconi Stadium

Marconi Stallions 0 – Carlton 1 (D.McPherson 67')

Crowd: 7224

2nd leg — Friday May 19, 2000

Olympic Park

Carlton 2 (S.Colosimo 28', A.Thompson 77') – **Marconi Stallions 0**

Crowd: 3236

Carlton won on aggregate 3-0

Elimination Semi Final No. 2

1st leg — Sunday May 14, 2000

Belmore Oval

Sydney Olympic 4 (B.Emerton 20', 46', P.Cardozo pen 33', 88') – **Adelaide City Force 1** (C.Veart 47')

Crowd: 5449

2nd leg — Sunday May 21, 2000

Hindmarsh Stadium

Adelaide City Force 1 (C.Pelosi 46') – **Sydney Olympic 2** (L.Wilson 36', G.Mendez 66')

Crowd: 9054

Sydney Olympic won on aggregate 6-2

Major Semi Final

1st leg — Sunday May 21, 2000

Brandon Park

Wollongong Wolves 1 (S.Young pen 28') – **Perth Glory 0**

Crowd: 8326

2nd leg — Saturday May 27, 2000

Subiaco Oval

Perth Glory 2 (R.Trajkovski pen 85', I.Ergic 93') –

Wollongong Wolves 0

Crowd: 42764

Perth Glory won on aggregate 2-1

Minor Semi Final

Sunday May 28, 2000

Olympic Park

Carlton 2 (A.Thompson 36', S.Horvat 103') – **Sydney Olympic 1** (A.Juric 67')

Crowd: 2552

Preliminary Final

Sunday June 4, 2000

Brandon Park

Wollongong Wolves 2 (E.Masi 24', S.Young 45') – **Carlton 1** (J.Markovski 18')

Crowd: 8034

Grand Final

Sunday June 11, 2000

Subiaco Oval

Perth Glory 3 (B.Despotovski 20', L.Milicevic 33', J.Harnwell 42') – **Wollongong Wolves 3** (S.Chipperfield 56', M.Horsley 69', P.Reid 89')

Crowd: 43242

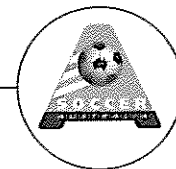
Wollongong Wolves won 7-6 on penalties

Perth Glory: Jason Petkovic, Robert Trajkovski, Scott Miller (James Afkos 63'), Ljubo Milicevic, Jamie Harnwell, Edgar Junio, Troy Halpin, Ivan Ergic (Gareth Naven 83'), Alistair Edwards, Bobby Despotovski (Aurelio Schwertz 68'), Kasey Wehrman

Wollongong Wolves: Leslie Pogliacomini, Alvin Ceccoli, Robert Stanton, David Cervinski (George Souris 45'), Matt Horsley, Paul Reid, Stuart Young, Scott Chipperfield, Noel Spencer (Mark Robertson 45'), Esala Masi (Saso Petrovski 65'), Dino Mennillo

Referee: Eddie Lennie

1999/2000 NATIONAL LEAGUE



NATIONAL SOCCER LEAGUE ATTENDANCES COMPARISON

Round	1998-99	Cumulative 1998-99	Cumulative 1999-2000	Cumulative 1999-2000	Total Difference	Total Difference	Round	1998-99	Cumulative 1998-99	Cumulative 1999-2000	Cumulative 1999-2000	Total Difference	Total Difference
1	49163	49163	42007	42007	-7156	-7156	18	44426	749406	31589	769976	-12837	+20570
2	51295	100458	52135	94142	+840	-6316	19	28286	777692	39904	809880	+11618	+32188
3	32876	133334	42973	137115	+10097	+3781	20	36940	814632	35987	845867	-953	+31235
4	52066	185400	48583	185698	-3483	+298	21	28288	842920	40064	885931	+11776	+43011
5	50438	235838	43278	228976	-7160	-6862	22	37216	880136	48667	934598	+11451	+54462
6	43163	279001	47571	276547	+4408	-2454	23	38108	918244	43208	977806	+5100	+59562
7	31828	310829	38920	315467	+7092	+4638	24	40113	958357	34124	1011930	-5989	+53573
8	53281	364110	46807	362274	-6474	-1836	25	34241	992598	37032	1048962	+2791	+56364
9	30202	394312	43329	405603	+13127	+11291	26	47486	1040084	27765	1076727	-19721	+36643
10	37530	431842	39055	444658	+1525	+12816	27	27275	1067359	33791	1110518	+6516	+43159
11	30377	462219	35144	479802	+4767	+17583	28	34039	1101398	35114	1145632	+1075	+44234
12	37243	499462	41221	521023	+3978	+21561	29	43316	1144714	36240	1181872	-7076	+37158
13	42489	541951	42303	563326	-186	+21375	30	36031	1180745	32360	1214232	-3671	+33487
14	35944	577895	42387	605713	+6443	+27818	FINAL SERIES }			42170	1256402		
15	48469	626364	49229	654942	+760	+28578				34873	1291275		
16	35960	662324	39312	694254	+3352	+31930				37808	1329083		
17	42656	704980	44133	738387	+1477	+33407				44190	1373273		

1999-2000 NATIONAL SOCCER LEAGUE CLUB ATTENDANCES

	Highest		Lowest		Average (aggregate)		H & A aggregate
	Home	Away	Home	Away	Home	Away	
Adelaide City Force	10469	13390	3507	1757	5173 (87936)	4972 (84519)	172455
Brisbane Strikers	6483	14077	1669	1402	3160 (53712)	4810 (81776)	135488
Canberra Cosmos	4425	13158	1214	1688	2428 (41281)	4612 (78410)	119691
Carlton	5034	12864	1402	1502	2759 (46904)	5757 (97862)	144766
Football Kingz	8200	12199	2284	1847	4547 (77306)	4397 (74753)	152059
Eastern Pride	3416	9784	1688	1715	2148 (36520)	4465 (75912)	112432
Marconi Stallions	9123	16176	2591	2124	5083 (86406)	5998 (101968)	188374
Melbourne Knights	11415	11270	2103	1959	4141 (70398)	5342 (90821)	161219
Newcastle Breakers	7674	12733	3831	1813	5550 (94350)	4996 (84934)	179284
Northern Spirit	16134	13554	3481	1669	8304 (141167)	5440 (92488)	233655
Parramatta Power	10018	11737	2262	1890	5029 (85496)	4384 (74536)	160032
Perth Glory	16176	11128	9328	1749	12001 (204011)	5086 (86457)	290468
South Melbourne	12864	12385	3868	1645	6565 (111604)	5551 (94361)	205965
Sydney Olympic	8439	16134	3198	1795	5650 (96048)	5816 (98866)	194914
Sydney United	5023	11772	2106	1706	3304 (56174)	4809 (81759)	137933
Wollongong Wolves	8815	9657	2497	1214	4939 (83960)	4344 (73851)	157811

2000

SOCCER AUSTRALIA

1999/2000 NATIONAL LEAGUE



ALL-TIME NATIONAL SOCCER LEAGUE TABLE

Club	P	W	D	L	F	A	Pts
South Melbourne	643	306	154	183	1017	754	766
Marconi Stallions	643	303	150	190	1108	793	756
Adelaide City Force	643	270	170	203	947	729	710
Sydney Olympic	617	246	167	204	883	774	659
Sydney United	449	200	114	135	632	535	514
Melbourne Knights	449	204	100	145	687	557	508
Wollongong Wolves	515	169	135	211	685	775	473
Adelaide Sharks	507	169	104	234	631	776	442
Heidelberg	444	159	121	164	586	639	439
Leichhardt	368	135	102	131	458	459	372
Sydney City	266	153	64	49	519	265	370
St George	364	132	103	129	509	514	367
Preston Lions	342	119	100	123	433	415	338
Footscray	342	98	96	148	375	493	292
Brisbane Lions	292	91	78	123	358	440	260
Brisbane Strikers	249	93	54	102	344	358	240
Newcastle United	240	88	61	91	328	350	237
Canberra City	266	79	67	120	335	394	225
Brisbane City	266	75	72	119	292	407	222
Eastern Pride	223	63	64	96	237	345	190
Newcastle Breakers	225	62	63	100	274	365	187
Parramatta Eagles	182	60	52	70	207	228	172
Brunswick	172	62	37	73	197	242	161
Sunshine	200	55	51	94	227	317	161
Blacktown City	180	51	39	90	221	325	141
Perth Glory	114	56	23	35	205	160	135
Carlton	88	38	20	30	146	110	96
Canberra Cosmos	147	26	36	85	172	305	88
Northern Spirit	62	25	7	30	77	93	57
Western Suburbs	52	20	13	19	79	74	53
Green Gully	72	17	18	37	74	103	52
Penrith City	50	12	16	22	53	76	40
Football Kingz	34	15	5	14	57	59	35
Parramatta Power	34	14	5	15	52	47	33
Inter Monaro	44	10	11	23	47	80	31
Collingwood Warriors	26	6	9	11	32	44	21
Mooroolbark	26	5	5	16	31	61	15
Illawarra Lions	26	3	9	14	23	53	15
Canterbury							
Marrickville	22	2	7	13	17	41	11

Points based on 3 points per win, 1 point per draw.
Excludes finals games.

Table as at the conclusion of the 1999-2000 season.

PAST NATIONAL CHAMPIONS

SEASON	PREMIERS	CHAMPIONS
1977	Sydney City	Sydney City
1978	Adelaide Sharks	Adelaide Sharks
1979	Marconi Stallions	Marconi Stallions
1980	Sydney City	Sydney City
1981	Sydney City	Sydney City
1982	Sydney City	Sydney City
1983	St George	St George
1984	Sydney Olympic (North) South Melbourne (South)	South Melbourne
1985	Sydney City (North) Brunswick (South)	Brunswick
1986	Sydney Olympic (North) Adelaide City Force (South)	Adelaide City Force
1987	Leichhardt	Leichhardt
1988	Wollongong Wolves	Marconi Stallions
1989	Marconi Stallions	Marconi Stallions
1989-90	Marconi Stallions	Sydney Olympic
1990-91	Melbourne Knights	South Melbourne
1991-92	Melbourne Knights	Adelaide City Force
1992-93	South Melbourne	Marconi Stallions
1993-94	Melbourne Knights	Adelaide City Force
1994-95	Melbourne Knights	Melbourne Knights
1995-96	Marconi Stallions	Melbourne Knights
1996-97	Sydney United	Brisbane Strikers
1997-98	South Melbourne	South Melbourne
1998-99	Sydney United	South Melbourne
1999-2000	Perth Glory	Wollongong Wolves

1999-2000 NSL AWARD WINNERS

Warren Medal — Players Player of the Year
Scott Chipperfield — Wollongong Wolves

Papasavas Medal — U21 Player of the Year
Ivan Ergic — Perth Glory

Coach of the Year
Bernd Stange — Perth Glory

Goalkeeper of the Year
Bob Catlin — Newcastle Breakers

Referee of the Year
Eddie Lennie — WA

Assistant Referee of the Year
Matthew Cream — SA


National Youth League (Northern)
Anthony Doumanis — Sydney Olympic

National Youth League (Southern)
Boris Ovcin — South Melbourne


Fair Play Award
Newcastle Breakers

Special Achievement Award
Damian Mori — all-time NSL leading goalscorer

Special Award
Wollongong Wolves — most goals in a NSL season



Bernd Stange, Perth Glory - Coach of the Year



PREVIOUS WINNERS

	Player of the Year
1977	Jim Rooney (Marconi Stallions)
1978	Ken Boden (Newcastle United)
1979	Ivo Prskalo (Marconi Stallions)
1980	Jim Hermiston (Brisbane Lions)
1981	Bobby Russell (Adelaide City Force)
1982	Peter Katholos (Sydney Olympic)
1983	Joe Watson (Sydney City)
1984	Sergio Melta (Adelaide City Force)
1985	Graham Honeyman (Adelaide Sharks)
1986	Graham Arnold (Sydney United)
1987	Frank Farina (Marconi Stallions)
1988	Frank Farina (Marconi Stallions)
1989	Zlatko Nastevski (Marconi Stallions)
1989-90	Zeljko Adzic (Melbourne Knights)
1990-91	Milan Ivanovic (Adelaide City Force)
1991-92	Josip Biskic (Melbourne Knights)
1992-93	Paul Trimboli (South Melbourne)
1993-94	Mark Viduka (Melbourne Knights)
1994-95	Mark Viduka (Melbourne Knights)
1995-96	Damian Mori (Adelaide City Force)
1996-97	Kresimir Marusic (Sydney United)
1997-98	Paul Trimboli (South Melbourne)
1998-99	Brad Maloney (Marconi Stallions)
1999-2000	Scott Chipperfield (Wollongong Wolves)

U21 Player of the Year

John Kosmina (Adelaide Sharks)
Ian Souness (Sydney City)
Eddie Krncevic (Marconi Stallions)
John Spanos (Sydney City)
David Mitchell (Adelaide City)
David Lowe (Newcastle United)
Oscar Crino (South Melbourne)
Tony Franken (Canberra City)
Alan Hunter (Brisbane Lions)
Ernie Tapai (Footscray)
John Markovski (Sunshine)
Paul Trimboli (South Melbourne)
Paul Trimboli (South Melbourne)
Paul Okon (Marconi Stallions)
Paul Okon (Marconi Stallions)
Kevin Muscat (Heidelberg)
Steve Corica (Marconi Stallions)
Mark Viduka (Melbourne Knights)
Mark Viduka (Melbourne Knights)
Goran Lozanovski (Adelaide City Force)
Kasey Wehrman (Brisbane Strikers)
Brett Emerton (Sydney Olympic)
Mile Sterjovski (Sydney United)
Ivan Ergic (Perth Glory)

Coach of the year

1977	Rale Rasic (Marconi Stallions)
1978	Gerry Chaldi (Sydney City)
1979	Les Scheinflug (Marconi Stallions)
1980	John Margaritis (South Melbourne)
1981	Eddie Thomson (Sydney City)
1982	Frank Arok (St George)
1983	Frank Arok (St George)
1984	Eddie Thomson (Sydney City)
1985	Eddie Thomson (Sydney City)
1986	Drago Sekularic (Footscray)
1987	Rale Rasic (Leichhardt)
1988	Brian Garvey (South Melbourne)
1989	Bertie Mariani (Marconi Stallions)
1989-90	Bertie Mariani (Marconi Stallions)
1990-91	Zoran Matic (Adelaide City Force)
1991-92	David Ratcliffe (Wollongong Wolves)
1992-93	Jim Pyrgolios (South Melbourne)
1993-94	Mirko Bazic (Melbourne Knights)
1994-95	Mirko Bazic (Melbourne Knights)
1995-96	John Perin (Adelaide City Force)
1996-97	Branko Culina (Sydney United)
1997-98	Angie Postecoglou (South Melbourne)
1998-99	David Mitchell (Sydney United)
1999-2000	Bernd Stange (Perth Glory)

Referee of the Year

1978	Peter Rampley (NSW)
1979	Tony Boskovic (NSW)
1980	Peter Rampley (NSW)
1981	Tim Davies (NSW)
1982	Tony Boskovic (NSW)
1983	Stuart Mellings (Vic)
1984	Doug Rennie (NSW)
1985	Don Campbell (SA)
1986	Don Campbell (SA)
1987	Don Campbell (SA)
1988	Chris Bambridge (Vic)
1989	Jim Reeves (NNSW)
1989-90	John Santa Isabel (Vic)
1990-91	Chris Bambridge (Vic)
1991-92	John McDonnell (NSW)
1992-93	Eugene Brazzale (Vic)
1993-94	Richard Lorenc (NSW)
1994-95	Eddie Lennie (WA)
1995-96	Eddie Lennie (WA)
1996-97	Simon Micallef (NSW)
1997-98	Eugene Brazzale (Vic)
1998-99	Simon Micallef (NSW)
1999-2000	Eddie Lennie (WA)

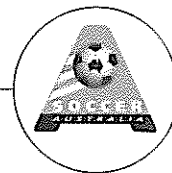
Goalkeeper of the Year

1991-92	Robert Zabica (Adelaide City Force)
1992-93	Mark Schwarzer (Marconi Stallions)
1993-94	Zeljko Kalac (Sydney United)
1994-95	Zeljko Kalac (Sydney United)
1995-96	Frank Juric (Melbourne Knights)
1996-97	Jason Petkovic (Adelaide City Force)
1997-98	Jason Petkovic (Adelaide City Force)
1998-99	Michael Petkovic (South Melbourne)
1999-2000	Bob Catlin (Newcastle Breakers)

Assistant Referee of the Year

1993-94	Gordon Dunster (ACT)
1994-95	John Bowdler (NSW)
1995-96	Gordon Dunster (ACT)
1996-97	John Bowdler (NSW)
1997-98	Michael Perry (SA)
1998-99	John Bowdler (NSW)
1999-2000	Matthew Cream (SA)

NATIONAL YOUTH LEAGUE



SUMMARY OF 1999/2000

The 1999/2000 National Youth League season culminated with the National Grand Final at Brandon Park in Wollongong on Sunday 4 June 2000. The National Youth League trophy travelled south with Carlton, as the boys in blue were crowned champions when they scored a golden goal after 102 minutes to sink the gallant Parramatta Power.

The National Grand Final was fought out between the two top teams in each division. Both teams won their respective divisions with narrow victories, the Power defeating Marconi Stallions and Carlton sneaking past South Melbourne.

Parramatta Power scored an amazing 100 goals in their debut season and held off the challenge of runner-up Northern Spirit and third placed Marconi to secure the Minor Premiership and the Northern Division crown. Sydney Olympic snatched fourth place just ahead of the Newcastle Breakers.

The Southern Division saw Carlton dominate. Undefeated Minor Premier and Southern Division Champions they finished eight points clear of their nearest rival, the V.I.S. South Melbourne held on to third spot ahead of Bulleen Inter with South Dandenong and Melbourne Knights missing out on the top four after going into the final round with a chance.

This season saw the emergence of a number of talented youngsters who may be the stars of the future. A handful of players including Michael Turnbull, Wayne Srhoj and Jade North, formerly at the A.I.S., Ryan Griffiths of the Northern Spirit, Ahmad Elrich of Parramatta Power and Daniel Vasilevski of Carlton made their mark in their respective NSL teams.

Finally, congratulations to Jeff Olver and the boys from Carlton who remained undefeated throughout the season en route to winning the treble of Southern Division Minor Premier, Champion and National Champion.

NORTHERN DIVISION

Team	P	W	D	B	L	F	A	Pts
Parramatta Power	32	25	4	2	3	100	22	79
Northern Spirit	32	23	4	2	5	98	39	73
Marconi Stallions	32	22	2	2	8	84	31	68
Sydney Olympic	32	20	6	2	6	93	45	66
Newcastle Breakers	32	20	4	2	8	70	37	64
A.I.S.	32	16	7	2	9	87	43	55
O.A.S.	32	17	4	2	11	86	56	55
Wollongong Wolves	32	14	5	2	13	46	48	47
A.C.T.A.S.	32	11	9	2	12	49	59	42
Sydney United	32	13	3	2	16	46	61	42
Newcastle Breakers Colts	32	12	4	2	16	49	61	40
Sydney Olympic Academy	32	11	4	2	17	55	91	37
N.S.W.I.S.	32	9	8	2	15	49	53	35
Marconi Stallions Colts	32	7	5	2	20	43	97	26
Northern Spirit Colts	32	6	7	2	19	33	73	25
Sydney United Colts	32	4	5	2	23	31	84	17
Wollongong Wolves Colts	32	1	3	2	28	18	137	6

SOUTHERN DIVISION

Team	P	W	D	B	L	F	A	Pts
Carlton	20	16	4	2	0	75	11	52
V.I.S.	20	14	2	2	4	57	19	44
South Melbourne	20	12	3	2	5	55	21	39
Bulleen Inter	20	10	3	2	7	48	35	33
South Dandenong	20	10	3	2	7	41	33	33
Melbourne Knights	20	9	4	2	7	51	43	31
Gippsland Falcons	20	8	4	2	8	41	43	28
Melbourne Knights Academy	20	6	3	2	11	25	39	21
Fawkner Blues	20	4	3	2	13	24	57	15
Albury Wodonga	20	3	3	2	14	23	68	12
Preston Lions	20	1	2	2	17	16	87	5

Anthony Dumanis, Sydney Olympic - NYL Northern Division Player of the Year



NATIONAL YOUTH LEAGUE



NORTHERN DIVISION FINALS SERIES

ELIMINATION SEMI FINAL

Saturday 13 May, 2000 **Marconi Stadium**
 Marconi Stallions v Sydney Olympic **2-1**
 (Severino 53', Mondello 90') (Pisano 9')

PRELIMINARY SEMI FINAL

Sunday 14 May, 2000 **Belmore Sports Ground**
 Parramatta Power v Northern Spirit **1-1**
 (Roodenburg 52') (R Griffiths 11')
 (Parramatta Power won 4-2 on penalties)

PRELIMINARY FINAL

Sunday 21 May, 2000 **Brandon Park**
 Northern Spirit v Marconi Stallions **0-1**
 (Junior 64')

DIVISIONAL GRAND FINAL

Saturday 27 May, 2000 **Melita Stadium**
 Parramatta Power v Marconi Stallions **1-0**
 (Thompson 17')

SOUTHERN DIVISION FINALS SERIES

ELIMINATION SEMI FINAL

Sunday 14 May, 2000 **C.B.Smith Reserve**
 South Melbourne v Bulleen Inter **3-0**
 (Demourtzidis 61', 63' pen, Mashoian 79')

PRELIMINARY SEMI FINAL

Sunday 14 May, 2000 **C.B.Smith Reserve**
 Carlton v V.I.S. **3-1**
 (Delic 60', Martin 70', Vasilevski 80') (Terek 52')

PRELIMINARY FINAL

Saturday 20 May, 2000 **C.B.Smith Reserve**
 V.I.S. v South Melbourne **1-2**
 (Terek 30') (Ovcin 48', Demourtzidis 117' golden goal)

DIVISIONAL GRAND FINAL

Sunday 28 May, 2000 **Olympic Park**
 Carlton v South Melbourne **3-1**
 (Vasilevski 55', 90'+, Nikolic 90'+) (Poole 7')

NATIONAL GRAND FINAL 1999/00

Sunday 4 June, 2000
 Brandon Park
 Wollongong
 Kick-off: 6.15pm
Carlton 1
 (Debevc 102' golden goal)
 defeated
Parramatta Power 0

LEADING GOALSCORERS

NORTHERN DIVISION

1. Russell Miner	(Q.A.S.)	25
2. Daniel Severino	(Marconi Stallions Youth)	20
3. Robert Angievski	(Newcastle Breakers Youth & Colts)	18
4. Brendon Santalab	(Parramatta Power)	17

SOUTHERN DIVISION

1. Anthony Pelikan	(Melbourne Knights)	19
2. Elias Demourtzidis	(South Melbourne & A.I.S.)	15
3. Joshua Kennedy	(Carlton & A.I.S.)	12
4. Peter Kakos	(Gippsland Falcons)	11
=4. David Martin	(Albury Wodonga)	11
=4. David Terek	(V.I.S.)	11

PLAYER OF THE YEAR

(As Voted by the Referees)

NORTHERN DIVISION

1. Anthony Dumanis	(Sydney Olympic)
2. Lawrence Drake	(Q.A.S.)
3. Robert Angievski	(Newcastle Breakers Youth)

SOUTHERN DIVISION

1. Boris Ovcin	(South Melbourne)
2. Denis Vucinic	(V.I.S.)
3. Anthony Pelikan	(Melbourne Knights)

PAST WINNERS

	NORTHERN DIVISION	SOUTHERN DIVISION
1990/91	Sydney Olympic	South Melbourne
1991/92	Sydney United	South Melbourne
1992/93	A.I.S.	West Adelaide
1993/94	Sydney United	South Melbourne
1994/95	Sydney United	Melbourne Knights
1995/96	Marconi Fairfield	West Adelaide
1996/97	Sydney United	Melbourne Knights
1997/98	A.I.S.	Adelaide City
1998/99	A.I.S.	Adelaide City
1999/2000	Parramatta Power	Carlton


2000

SOCCER AUSTRALIA

DIRECTORS



The names and qualifications of the directors of the company in office at the date of this report are:



BASIL SCARSELLA B.EC, CPA.

Chairman

Former Deputy Chairman of South Australian Soccer Federation
Life Member of the South Australian Soccer Federation
Player Life Member Campbelltown City Soccer Club



JOHN SCOTT BARKER J.P.

Deputy Chairman

President Soccer Tasmania
Government Relations Consultant
Former Member of Tasmanian Parliament
Former Tasmanian Minister for Employment, Public Sector Management, Racing & Gaming
Former Chairman of Committees and Deputy Speaker, Tasmanian House of Assembly
Past Chairman, Tasmanian Division Sportsman Association of Australia



JOSEPH BRONDOLINO LLB

Director

Solicitor
Former Chairman of Victorian Soccer Federation



CHERYL SARAH BART B.COMM, LLB

Director

Chairman Australian Sports Foundation
Director, Sydney Ports Corp.
Director, ETSA Corporation and subsidiaries
Director, PA Consulting Group
Director, Institute of Biomedical Research



GREGORY GEORGE WOODS B.A. LLB

Director

Solicitor
Partner, Turner Freeman Lawyers
Former Vice President and Director of New South Wales Soccer Federation Limited
Former Director Soccer New South Wales Limited



ANTHONY LABBOZZETTA JP

Director

Chairman of the National Soccer League
President of Marconi Club Limited
Former Director of New South Wales Soccer Federation Limited

Soccer Australia is recognised by the Federation Internationale de Football Association (FIFA) as the controlling body for Soccer in Australia. Soccer Australia is a member of the Oceania Football Confederation (OFC) one of six continental confederations of FIFA.

Composition of Board of Commissioners

The Board of Commissioners consists of a non-executive Chairman and six non-executive directors. It is responsible for the overall corporate governance of Soccer Australia, including determining strategic direction and monitoring the achievements of the Organisation.

Three of the Commissioners are elected by the entire stakeholder membership of Soccer Australia. One director is appointed by the clubs participating in the National Soccer League and one director is appointed by the State Federations. Two directors are appointed by the Board from outside the game. These two directors are appointed on the basis they will bring commercial skills to the Board to complement the existing board membership.

Access to Independent Professional Advice

For the purpose of the proper performance of their duties, members of the Board are entitled to seek independent professional advice at Soccer Australia's expense, subject to approval from the board.

Committees

To assist in the execution of its responsibilities, the board maintains a number of committees. In late 1989 Soccer Australia obtained independent advice on the management structure and organisational arrangement to make the administration of the game more effective. This resulted in the creation of three planning and policy Committees and creation of two policy review committees.

The role of the three planning and policy committees is to assist the Board with the formulation, development and planning for key policy areas which are critical success factors in the growth of the sport and the building of brand recognition.

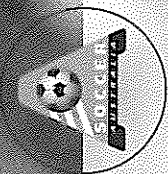
The role of the two policy review committees is to review all recommended policies and plans, from the three policy and planning committees, which impact the National Soccer League and State Leagues.

Role of the Stakeholders

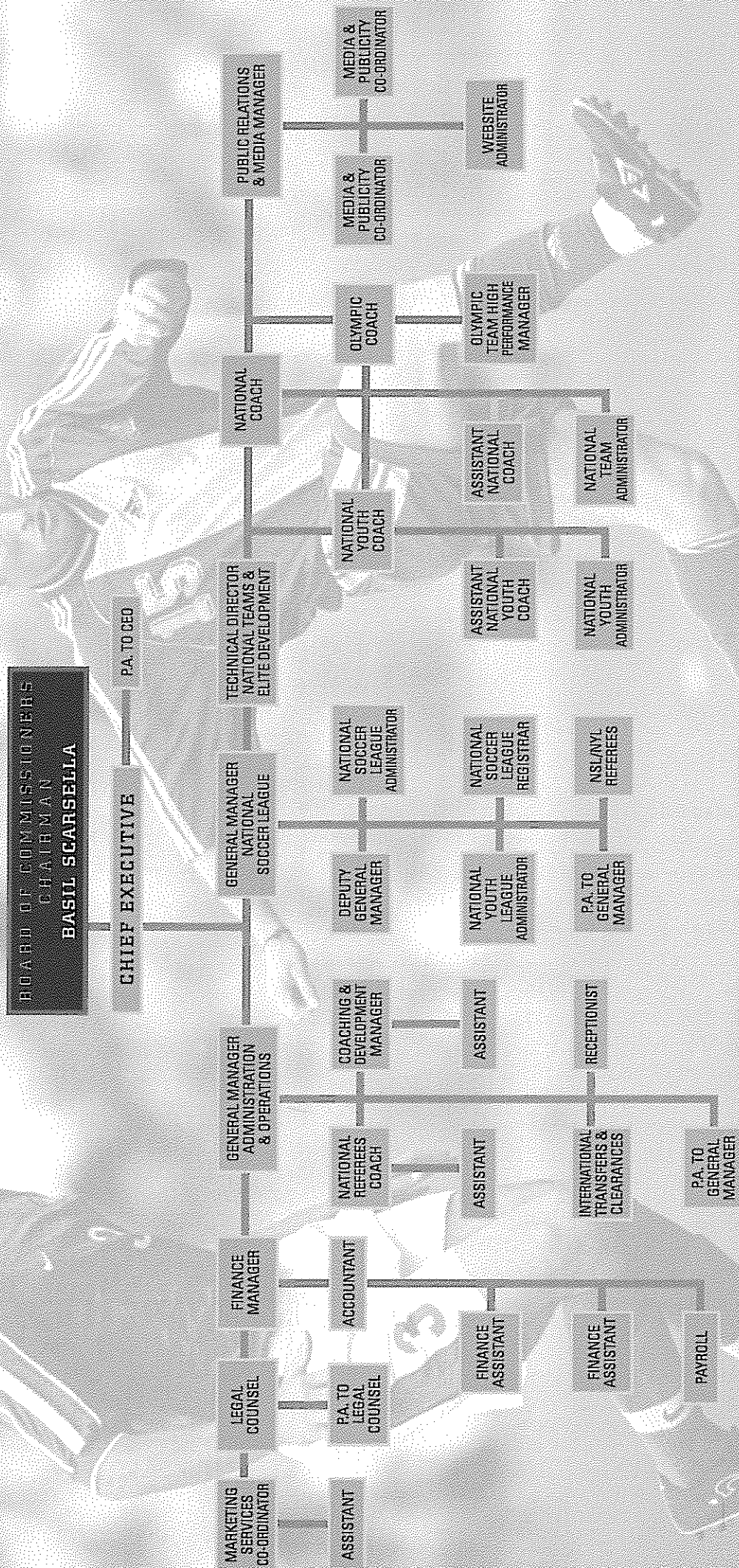
The role for the major stakeholders is similar to the role of "shareholders" in a company. At all times they retain the ultimate control of Soccer Australia through the Annual General Meetings and through extra-ordinary general meetings called either by the 'Stakeholders' or by the Board of Commissioners.

More specifically, the role of the major stakeholder groups is to:


- Review the objectives, policies and strategies presented to it by the Board, for the long-term development of Soccer in Australia;
- Review the performance over time of Soccer Australia against these objectives;
- Approve constitutional changes;
- Admit and exclude members to Soccer Australia;
- Elect the Board of Commissioners and
- Elect the Chairman and Deputy Chairman of the Board of Commissioners.



ORGANISATIONAL CHART 2000



SOCCER AUSTRALIA STAFF



Executive

Chief Executive	David Woolley
General Manager Administration & Operations	Ian Holmes
General Manager NSL	Stefan Kamasz
Legal Counsel	George Pashalis

Executive Support Staff

Chief Executive PA	Kirsty Morrison
General Manager A&O PA	Daniela Calvi
NSL General Manager PA	Maria Munao
Legal Counsel PA	Kathy Hadjidakis

Administration

International Transfers	Ann Nichols
Reception	Jasmine Wieland

Coaching and Development

Manager	Jim Selby
Assistant	Kate Smith

Publicity, Media and Public Relations

Manager	Rozanna Bozabalian
Media & Publicity Co-Ordinator	Gary Moretti
Media & Publicity Co-Ordinator	Anita Bulan
Website Administrator	David Cooper

Referees

National Referees Coach	Gary Power
Referees Assistant	Marc Stanislas

National Soccer League

Deputy General Manager	Vicki Juric
NSL Administrator	Despina Kalogiannis
NYL Administrator	Maria Kyriacou
NSL/NYL Referees	Melissa King
NSL Registrar	Marianne Lanfranca

Finance

Finance Manager	Andrew Noney
Financial Accountant	Anter Isaac
Finance Assistant	Christine Wei
Finance Assistant	Danny Ishac
Payroll	Julia Gan

National Teams

National Coach	Frank Farina
Olympic Team Coach	Raul Blanco
Technical Director National Teams and Elite Development	Les Scheinflug
National Youth Teams Coach	Ange Postecoglou
Assistant National Coach	Graham Arnold
Assistant Youth Teams Coach	Stephen O'Connor
National Team Administrator	Bonita Mersiades
Olympic Team	
High Performance Manager	Peter Kelly


Marketing Services

The Management Team	Angela Mihelcic Michelle Arthur
---------------------	------------------------------------

2000

SOCCER AUSTRALIA

FULL 'A' LG SOCCEROO APPEARANCES



APPEARANCES AND GOALS IN "A" INTERNATIONALS, SINCE FORMATION OF ASF (1963)

Up to 30 September 2000

FIRST NAME	FAMILY NAME	CAPS	GOALS	FIRST NAME	FAMILY NAME	CAPS	GOALS	FIRST NAME	FAMILY NAME	CAPS	GOALS
Attila	Abonyi	61	25	Pablo	Cardozo	4	1	Ian	Gray	14	3
Stan	Ackerley	27	0	Luke	Casserty	5	0	Mike	Grbevski	3	0
Paul	Agostino	11	4	Alvin	Ceccoli	4	1	Terry	Greedy	16	0
Glenn	Ahearn	2	0	Scott	Chipperfield	8	2	Glenn	Gwynne	2	0
Alan	Ainslie	4	1	George	Christopoulos	9	1	Troy	Halpin	6	1
John	Aloisi	12	7	Todd	Clarke	20	0	George	Haniotis	1	0
Ross	Aloisi	3	0	Gary	Cole	18	16	David	Harding	22	2
Adrian	Alston	39	7	Simon	Colosimo	7	0	George	Harris	27	0
John	Anderson	5	0	Rene	Colusso	1	0	Gary	Hasler	2	0
Walter	Ardone	1	0	Billy	Cook	7	0	Tony	Henderson	27	2
Jim	Armstrong	3	1	Steve	Corica	21	3	Steve	Herczeg	2	0
Graham	Arnold	56	19	Ron	Corry	27	0	Bobby	Hogg	13	0
Francis	Awaritefe	3	1	John	Coyne	4	0	Steve	Hogg	4	0
Ray	Baartz	48	18	Sean	Cranney	3	0	Robert	Hooker	20	2
Mark	Babic	8	0	Oscar	Crino	39	6	Matthew	Horsley	1	0
Yakka	Banovic	2	0	Martyn	Crook	9	0	Steve	Horvat	22	0
Murray	Barnes	31	5	Tommy	Cumming	4	1	Pat	Hughes	9	0
Richard	Bell	2	0	Duncan	Cummings	2	1	Alan	Hunter	7	0
Col	Bennett	31	1	Colin	Curran	22	1	Ian	Hunter	1	3
Andrew	Bernal	13	0	Alan	Davidson	51	2	Ray	Illott	4	0
Arno	Bertonga	4	1	John	Davies	1	0	Sandy	Irvine	2	0
Paul	Bilokapic	2	0	Fausto	DeAmicis	5	0	Milan	Ivanovic	59	0
Matthew	Bingley	14	5	Paul	Degney	1	0	Mark	Jankovics	16	0
Milan	Blagojevic	15	0	Ted	DeLyster	2	0	Graham	Jennings	44	0
Steve	Blair	13	0	Jean-Paul	DeMarigny	2	0	Richard	Johnson	1	0
Roy	Blitz	5	0	Mike	Denton	4	0	Ian	Johnston	3	1
Archie	Blue	10	4	John	Doyle	1	0	David	Jones	4	0
George	Blues	4	1	Robbie	Dunn	25	2	Frank	Juric	2	0
Ken	Boden	13	2	Mehmet	Durakovic	39	3	Zeljko	Kalac	36	0
Clint	Bolton	1	0	Alistair	Edwards	19	3	Chris	Kalantzis	7	1
Mark	Bosnich	17	1	Charlie	Egan	2	0	Peter	Katholos	14	2
Raphael	Bove	1	0	Brett	Emerton	12	0	Paul	Kay	3	0
Peter	Boyle	1	0	Robert	Enes	7	0	George	Keith	20	0
Vic	Bozanic	1	1	Frank	Farina	37	10	Ross	Kelly	1	0
Vlado	Bozinovski	7	1	John	Filan	2	0	Harry	Kewell	9	3
Greg	Brown	12	1	Craig	Foster	29	9	Lorenz	Kindtner	1	0
Rod	Brown	2	0	Hayden	Foxe	3	0	Andrew	Koczka	5	0
Mark	Brusasco	1	0	Tony	Franken	2	0	John	Kosmina	60	25
Branko	Buljevic	22	7	Jim	Fraser	8	0	Mark	Koussas	2	0
Terry	Butler	2	1	Peter	Fuzes	2	0	Eddie	Krnecvic	20	4
Gary	Byrne	35	1	Aytek	Genc	3	1	Tony	Krslovic	1	0
Steve	Calderan	3	0	John	Giacometti	3	0	George	Kulcsar	3	0
Andrew	Callanan	2	0	Sebastian	Giampaolo	1	0	Stephen	Laybutt	6	1
Ernie	Campbell	15	3	Mike	Gibson	1	0	Stan	Lazaridis	34	0
Jim	Campbell	4	1	Ron	Giles	3	0	Grant	Lee	2	0
Jim	Cant	6	1	Rudolfo	Gnavi	1	0	John	Little	1	0

FULL 'A' LG SOCCEROO APPEARANCES



APPEARANCES AND GOALS IN "A" INTERNATIONALS, SINCE FORMATION OF ASF (1963)


Up to 30 September 2000

FIRST NAME	FAMILY NAME	CAPS	GOALS	FIRST NAME	FAMILY NAME	CAPS	GOALS	FIRST NAME	FAMILY NAME	CAPS	GOALS
Ray	Lloyd	6	0	Joe	Palatsides	1	0	Mark	Talajic	1	0
Dominic	Longo	8	0	Jim	Patikas	10	2	Kimon	Taliadoros	4	0
David	Lowe	3	0	Jamie	Paton	2	0	Jim	Tansey	20	0
Goran	Lozanovski	9	0	Jim	Pearson	5	1	Ernie	Tapai	37	6
Jim	Mackay	31	5	John	Perin	3	0	Danny	Tiatto	15	1
Alan	Maher	22	0	Steve	Perry	12	0	Alex	Tobin	87	2
Brad	Maloney	6	2	Mike	Petersen	32	1	Dave	Todd	6	1
Gary	Manuel	4	0	Jason	Petkovic	10	0	Max	Tolson	16	4
John	Markovski	18	1	Jason	Polak	28	2	Kris	Trajanovski	16	10
Alan	Marnoch	14	0	Tony	Popovic	28	1	Robert	Trajkovski	3	0
Gary	Marocchi	9	0	Angie	Postecoglou	4	0	Howard	Tredinnick	1	0
Andrew	Marth	16	1	Ivo	Prskalo	14	1	Peter	Tredinnick	3	0
Steve	Maxwell	3	0	Peter	Raskopoulos	14	0	Paul	Trimboli	35	12
Tommy	McColl	19	8	David	Ratcliffe	21	1	Bryan	Turner	1	0
Tom	McCulloch	14	1	Jack	Reilly	15	0	Doug	Utjesenovic	36	2
John	McDonald	1	0	Billy	Rice	5	0	Dick	VanAlphen	9	0
Garry	McDowall	16	0	Ray	Richards	31	5	Cliff	VanBlerk	2	0
Hammy	McMeecham	6	0	Mendo	Ristovski	1	0	Jason	VanBlerk	27	1
Sergio	Melta	1	0	Nick	Rizzo	1	0	Gary	VanEgmond	9	0
Gabriel	Mendez	9	0	John	Roberts	1	0	Carl	Veart	18	7
Mike	Micevski	1	0	John	Roche	4	0	Aurelio	Vidmar	40	13
Frank	Micic	6	1	Bill	Rogers	2	0	Tony	Vidmar	38	1
Branko	Milosevic	11	1	Roger	Romanowicz	6	0	Mark	Viduka	16	2
David	Mitchell	29	11	Jimmy	Rooney	57	4	Charlie	Villani	1	0
Craig	Moore	9	1	Billy	Rorke	8	0	Billy	Vojtek	30	6
Damian	Mori	38	22	John	Russell	1	0	Paul	Wade	84	10
Bruce	Morrow	1	0	Willie	Rutherford	6	1	Danny	Walsh	7	0
Danny	Moulis	1	1	Abbas	Saad	4	0	Johnny	Warren	42	6
Jim	Muir	5	0	Wally	Savor	23	0	John	Watkiss	23	2
Kevin	Mullen	3	0	Manfred	Schaefer	49	0	Joe	Watson	17	2
Agenor	Muniz	19	0	Les	Scheinflug	6	4	Kasey	Wehrman	6	0
Ken	Murphy	15	1	Mark	Schwarzer	8	0	Alan	Westwater	14	2
Shaun	Murphy	9	1	Theo	Selemidis	7	1	Robert	Wheatley	5	0
Kevin	Muscat	23	5	Joe	Senkalski	1	0	Gary	Wilkins	2	0
Lucas	Neill	2	0	Peter	Sharne	23	8	Harry	Williams	20	0
Alan	Niven	8	0	Nigel	Shepherd	9	0	Peter	Wilson	64	3
George	Nuttall	1	0	Josip	Skoko	12	1	Greg	Woodhouse	11	0
Bogdan	Nyskohus	3	0	Robbie	Slater	28	1	Brett	Woods	1	0
John	Nyskohus	22	1	Geoff	Sleight	2	0	Dennis	Yaager	2	0
Zarko	Odzakov	13	3	George	Slifkas	1	0	Charlie	Yankos	49	7
Paul	Okon	15	0	Marshall	Soper	5	0	John	Yzendoorn	13	1
Scott	Ollerenshaw	14	2	John	Spanos	1	0	Robert	Zabica	27	0
Peter	Ollerton	31	15	Warren	Spink	30	6	Clayton	Zane	8	5
Jeff	Olver	37	0	Joe	Spiteri	8	2	David	Zdrilic	11	3
Phil	O'Connor	20	5	Tony	Spyridakos	2	0	Ned	Zelic	33	3
Steve	O'Connor	15	0	Darren	Stewart	3	0	David	Zeman	3	0
John	O'Shea	1	0	Peter	Stone	10	0				

2000

SOCCER AUSTRALIA

ALL LG SOCCEROO APPEARANCES



APPEARANCES IN ALL MATCHES, SINCE FORMATION OF ASF (1963)

Up to 30 September 2000

FIRST NAME	FAMILY NAME	CAPS	FIRST NAME	FAMILY NAME	CAPS	FIRST NAME	FAMILY NAME	CAPS
David	Ratcliffe	51	Geoff	Sleight	2	Jason	VanBlerk	33
Jim	Reid	1	George	Slifkas	1	Gary	VanEgmond	15
Jack	Reilly	35	Marshall	Soper	29	Carl	Veart	23
Vic	Reynolds	1	Ian	Souness	2	Aurelio	Vidmar	49
Brian	Rhodes	1	John	Spanos	3	Tony	Vidmar	53
Billy	Rice	7	Warren	Spink	38	Mark	Viduka	18
Ray	Richards	60	Joe	Spiteri	8	Charlie	Villani	5
Mendo	Ristovski	2	Tony	Spyridakos	5	Billy	Vojtek	44
Nick	Rizzo	1	Tommy	Stankovic	1	Paul	Wade	118
Joe	Rizzotto	3	John	Stevenson	2	Danny	Walsh	8
John	Roberts	4	Darren	Stewart	4	Johnny	Warren	62
Alec	Robertson	8	Russell	Stewart	1	John	Watkiss	31
John	Roche	11	Mita	Stojanovic	2	Joe	Watson	44
Bill	Rogers	4	Peter	Stone	15	Kasey	Wehrman	8
Roger	Romanowicz	10	Mark	Talajic	1	Alan	Westwater	16
Jimmy	Rooney	99	Kimon	Taliadoros	9	Robert	Wheatley	10
Billy	Rorke	8	Jim	Tansey	42	Gary	Wilkins	4
John	Russell	7	Ernie	Tapai	54	Harry	Williams	44
Willie	Rutherford	6	Fausto	Tarquino	2	Peter	Wilson	115
Abbas	Saad	6	Danny	Tiatto	19	Greg	Woodhouse	24
Barry	Salisbury	2	Alex	Tobin	113	Brett	Woods	2
Wally	Savor	41	Dave	Todd	6	Matt	Woods	1
Manfred	Schaefer	73	Max	Tolson	19	Dennis	Yaager	11
Les	Scheinflug	11	Phil	Traianedes	1	Charlie	Yankos	89
Mark	Schwarzer	9	Kris	Trajanovski	16	John	Yzendoorn	18
Theo	Selemidis	17	Robert	Trajkovski	3	Robert	Zabica	42
Joe	Senkalski	3	Howard	Tredinnick	2	Clayton	Zane	10
Peter	Sharne	39	Peter	Tredinnick	7	David	Zdrilic	11
Nigel	Shepherd	12	Paul	Trimboli	42	Ned	Zelic	40
Hilton	Silva	1	Bryan	Turner	1	David	Zeman	3
John	Simpson	1	Doug	Utjesenovic	61	Andrew	Zinni	8
Josip	Skoko	13	Dick	VanAlphen	10			
Robbie	Slater	36	Cliff	VanBlerk	3			

AUSSIES ABROAD


Michael Lynch from the Melbourne Age probably summed it up best, in his review of Australian soccer overseas recently.

"Australian soccer has, through the export of its star players, been gradually carving a niche for itself in the global game for the past 20 years.

"But it was in the year 2000 that the exploits of the nation's most talented performers made a bigger splash than ever before."

Australia's contingent of "Aussies Abroad" has hardly hit headier heights than in the last 12 months, thanks in part to stellar performances from particular individuals.

Mark Viduka - Leeds United



We've all remarked on the talents of the hundred or so Australians who are not only plying their trade overseas, but also bringing spotlight attention to the ever increasing talent emerging from this country, but probably not more so than over the past year.

These heights were no doubt captured by two players in particular — Mark Viduka, who earned

the title of Scotland's Player of the Year while in the green and white of Celtic, and Harry Kewell, voted Britain's Young Player of the Year for his exploits with Leeds United.

Viduka has since made the well publicised move to join Kewell at Leeds United, and although the partnership has yet to be solidified with the sidelining of Kewell through injury, it will undoubtedly prove to be a formidable partnership, not just for Leeds United, but more importantly, for the Australian senior national team.

The LG Socceroos have undoubtedly gained much from the vast experience which comes with the majority of the squad playing in the upper echelons of the European elite competitions, and can only continue to do so.

From the English Premier League and through the lower divisions, to the German Bundesliga, to the Dutch First Division and beyond, Australians are exceeding perhaps even their own wildest dreams, as they bring the soccer talents of this country to the world stage.

English Premier League Clubs hold a mammoth twenty seven Australian players — granted, many of these players are at the youth level, but that augers well for the growth and development of those players, and the potential for Australia's future.


Paul Okon - Middlesbrough



Of the 27, seven play or have played regular first team football for their respective clubs — John Aloisi (Coventry City), Harry Kewell & Mark Viduka (Leeds United), Danny Tiatto (Manchester City), Paul Okon & Mark Schwarzer (Middlesbrough) and Mark Bosnich (Manchester United).

But the English Premier League has also been the home to some meteoric Australian rises over the past twelve months '99 defender Con Blatsis left South Melbourne for Derby County, and was an immediate fixture in the Derby County line-up before Olympic duty and injury stalled that process, while Parramatta Power's Jacob Burns not only secured a contract at Leeds United — in the process becoming the sixth Australian to do so — but through circumstance was in the right place at the right time to find himself in the Leeds squad for not just premiership football, but coveted Champions League football as well.


AUSSIÉS ABROAD



The German Bundesliga has played home to many of our exports also, and the last 12 months has seen no lessening of that impact.

While Ned Zelic continues to carve his niche at TSV 1860 Munich, he's been joined by the emergence of club team-mate Paul Agostino as a regular starter and goalscorer, so much so that the South Australian is fielding big offers from Italy.

Similarly, David Zdrilic is a regular with Unterhaching since his move from SSV Ulm, while both Frank Juric (Bayer Leverkusen) and Josip Simunic (Hertha Berlin) are regular squad members for both Bundesliga and UEFA Cup competition with their respective teams.



Craig Moore - Glasgow Rangers


Meantime in Holland, former Sydney Olympic midfielder Brett Emerton has made a huge impact with Dutch giants Feyenoord. Emerton and fellow Olympian and senior national team-mate Stephen Laybutt both transferred to Feyenoord in the off-season, with Emerton currently enjoying a run as a regular first teamer, a result of a series of sterling performances which had not just his team, but the whole league, talking.

Also in Holland, Zeljko Kalac continues first grade keeping duties with Roda JC, while Jason Culina and Joey Didulica, both inclusions in Australia's Olympic Squad, are continuing to develop their careers with Dutch powerhouse Ajax.

And the list goes on ... Frank Farina made his mark in France, and it seems that Parramatta Power striker Mile Sterjovski is set to do the same, with club side Lille.

Josip Skoko made an immediate impact on his transfer from Hajduk Split (Croatia) to Racing Genk (Belgium), and was quickly embraced by both the club and fans as The Kangaroo.

And Olympians Marco Bresciano (Empoli) and Vince Grella (Ternana) are regulars in the Italian Serie-B, while former LG Joey goalkeeper Jess Vanstrattan has also made people sit up and take notice, signed up by Italian giant Juventus, and currently on loan at Serie-A club Verona.





Paul Agostino - TSV 1860 Munich

These are but a few examples of the immense talent this country continues to produce, and while some sports can lay claim to foreign sales, no sport in this country comes close to the figures, either monetary or person, of Australian soccer talent overseas.

In acknowledging that this export takes its toll on the domestic product, it is also important to realise the many benefits ... increased media coverage ... increased awareness of Australian soccer ... and perhaps most importantly, increased international experience which flows through to each of the National Teams, as we continue to bring Australian soccer to the world stage.


AUSSIÉS ABROAD

SOCCER AUSTRALIA 2000



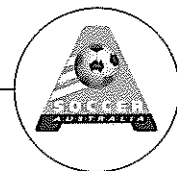
1. Paul Okon 2. Mark Bosnich 3. Mark Schwarzer 4. Tony Vidmar 5. Paul Agostino 6. Zeljko Kalac 7. John Filan 8. Craig Moore 9. Mark Viduka 10. Kevin Muscat

AUSSIES ABROAD (by country)



PLAYER		CLUB	DIVISION (& TIER)	COUNTRY
BAZZANO	Frank	SW Bregenz	Max.Bundesliga (1)	Austria
PALOMINO	Rodrigo	Francs Borains	Division IIIB (3)	Belgium
KNEZEVIC	Vilson	Germinal Beerschot Antwerp	Eerste Klasse (1)	Belgium
SPITERI	Joe	Lierse	Eerste Klasse (1)	Belgium
SKOKO	Josip	Racing Genk	Eerste Klasse (1)	Belgium
BABIC	Zeljko	Sint-Truiden	Eerste Klasse (1)	Belgium
BOSEVSKI	Nick	Liege FC	Tweede Klasse (2)	Belgium
KINDTNER	Lorenz	Roeselare	Tweede Klasse (2)	Belgium
PENA	Marcelo	Everton	Primera A (1)	Chile
BOSNAR	Eddy	Dinamo Zagreb	1.HNL (1)	Croatia
GRDIC	Tony	Hajduk Split	1.HNL (1)	Croatia
MILICIC	Ante	Rijeka	1.HNL (1)	Croatia
BASIC	Kresimir	Hrvatski Dragovoljac	Youth	Croatia
MASLIC	Anthony	NK Sibernik		Croatia
SAJRYNES	Mike	SFC Opava	2 Liga (2)	Czech Republic
MATASSA	Vince	Woking	Conference League	England
BRADY	Jon	Rushden & Diamonds	Conference League	England
GUYETT	Scott	Southport	Conference League	England
LAZARIDIS	Stan	Birmingham City	Nationwide Division 1 (2)	England
FILAN	John	Blackburn Rovers	Nationwide Division 1 (2)	England
KEARTON	Jason	Crewe Alexandra	Nationwide Division 1 (2)	England
EDDS	Gareth	Nottingham Forest	Nationwide Division 1 (2)	England
PETTERSON	Andy	Portsmouth	Nationwide Division 1 (2)	England
KULCSAR	George	Queens Park Rangers	Nationwide Division 1 (2)	England
MURPHY	Shaun	Sheffield United	Nationwide Division 1 (2)	England
TALIA	Frank	Sheffield United	Nationwide Division 1 (2)	England
JOHNSON	Richard	Watford	Nationwide Division 1 (2)	England
MUSCAT	Kevin	Wolverhampton Wanderers	Nationwide Division 1 (2)	England
VAN BLERK	Jason	West Bromwich Albion	Nationwide Division 1 (2)	England
DAVIES	Clint	Birmingham City	Nationwide Division 1 (2) Youth	England
GILMAN	Lee	Norwich City	Nationwide Division 1 (2) Youth	England
PALMIERI	Mason	Bristol City	Nationwide Division 2 (3)	England
CAHILL	Tim	Millwall	Nationwide Division 2 (3)	England
NEILL	Lucas	Millwall	Nationwide Division 2 (3)	England
McDERMOTT	Andrew	Notts County	Nationwide Division 2 (3)	England
INVINCIBILE	Danny	Swindon Town	Nationwide Division 2 (3)	England
ROBERTSON	Mark	Swindon Town	Nationwide Division 2 (3)	England
BRINIAS	Dimitri	Bournemouth	Nationwide Division 2 (3) Youth	England
HOWELLS	Lee	Cheltenham Town	Nationwide Division 3 (4)	England
GARCIA	Richard	Leyton Orient	Nationwide Division 3 (4)	England
MANSLEY	Chad	Leyton Orient	Nationwide Division 3 (4) Youth	England
RHODES	Jordan	Charlton Athletic	Premier League (1) Youth	England

AUSSIES ABROAD (by country)




PLAYER		CLUB	DIVISION (& TIER)	COUNTRY
ALOISI	John	Coventry City	Premier League (1)	England
COONEY	Sean	Coventry City	Premier League (1) Youth	England
BLATSIS	Con	Derby County	Premier League (1)	England
CARNEY	David	Everton	Premier League (1) Youth	England
BURNS	Jacob	Leeds United	Premier League (1)	England
CANSDALL-SHERRIFF	Shane	Leeds United	Premier League (1) Youth	England
GROVES	Brad	Leeds United	Premier League (1) Youth	England
KEWELL	Harry	Leeds United	Premier League (1)	England
MILOSEVIC	Danny	Leeds United	Premier League (1)	England
VIDUKA	Mark	Leeds United	Premier League (1)	England
ALLSOPP	Danny	Manchester City	Premier League (1)	England
TIATTO	Danny	Manchester City	Premier League (1)	England
BOSNICH	Mark	Manchester United	Premier League (1)	England
JONES	Brad	Middlesbrough	Premier League (1) Youth	England
OKON	Paul	Middlesbrough	Premier League (1)	England
SCHWARZER	Mark	Middlesbrough	Premier League (1)	England
WILKSHIRE	Luke	Middlesbrough	Premier League (1) Youth	England
BROXTON	Darren	Southampton	Premier League (1) Youth	England
CACERES	Adrian	Southampton	Premier League (1) Youth	England
ROSIER	Matthew	Southampton	Premier League (1) Youth	England
SHARPE	Chris	Southampton	Premier League (1) Youth	England
GRAHAM	Mark	Southampton	Premier League (1) Youth	England
MCDONALD	Scott	Southampton	Premier League (1) Youth	England
FERRANTE	Michael	West Ham United	Premier League (1) Youth	England
FOX	Hayden	West Ham United	Premier League (1)	England
LAURIE	Steve	West Ham United	Premier League (1) Youth	England
MAUTONE	Steve	Slough Town	Other — Ryman's League	England
RETELL	Blake	Doncaster Rovers	Other — Vauxhall Conference	England
WENDELBORN	Andrew	Lancing	Other — Sussex League 1	England
STERJOVSKI	Mile	Lille	La Championnat (1)	France
AGOSTINO	Paul	1860 Munich	Bundesliga (1)	Germany
ZELIC	Ned	1860 Munich	Bundesliga (1)	Germany
JURIC	Frank	Bayer Leverkusen	Bundesliga (1)	Germany
SIMUNIC	Josip	Hertha Berlin	Bundesliga (1)	Germany
ZDRILIC	David	SpVgg Unterhaching	Bundesliga (1)	Germany
KOTEVICH	Zlex	Kickers Offenbach	Regionalliga Sud (3)	Germany
KENNEDY	Joshua	VfL Wolfsburg	Youth	Germany
DI IORIO	Joey	Werder Bremen	Youth	Germany
WILLEY	David	FC Creglingen		Germany
CARDOZO	Pablo	Athinaikos	Hellenic First Division (1)	Greece
BACAK	Josip	Ethnikos Asteras	Hellenic First Division (1)	Greece
TOLIOS	Nick	Ethnikos Asteras	Hellenic First Division (1)	Greece

2000

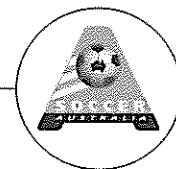
SOCCER AUSTRALIA

AUSSIES ABROAD (by country)



PLAYER		CLUB	DIVISION (& TIER)	COUNTRY
TAMBOURIS	John	Kalamata	Hellenic First Division (1)	Greece
COVIC	Ante	PAOK Salonika	Hellenic First Division (1)	Greece
TOHOUROGLOU	Kyriakos	PAOK Salonika	Hellenic First Division (1)	Greece
DAMIANOS	Bill	Skoda Xanthi	Hellenic First Division (1)	Greece
VANSTRATTAN	Jess	Verona	Serie A (1)	Italy
BRESCIANO	Marco	Empoli	Serie B (2)	Italy
SEVERINO	Daniel	Piacenza	Serie B (2)	Italy
RIZZO	Nick	Ternana	Serie B (2)	Italy
GRELLA	Vince	Ternana	Serie B (2)	Italy
NOTO	Nello	Torino Calcio SPA	Serie B (2)	Italy
ALOISI	Ross	Alzano	Serie C	Italy
MADASCHI	Adrian	Atalanta	Youth	Italy
KEMP	Matthew	Spal S.P.A.		Italy
CORICA	Steve	Sanfrecce Hiroshima	J-League (1)	Japan
POPOVIC	Tony	Sanfrecce Hiroshima	J-League (1)	Japan
CULINA	Jason	Ajax Amsterdam	KPN Eredivisie (1)	Netherlands
DIDULICA	Joey	Ajax Amsterdam	KPN Eredivisie (1)	Netherlands
EMERTON	Brett	Feyenoord Rotterdam	KPN Eredivisie (1)	Netherlands
LAYBUTT	Stephen	Feyenoord Rotterdam	KPN Eredivisie (1)	Netherlands
ZOIS	Peter	NAC Breda	KPN Eredivisie (1)	Netherlands
KALAC	Zeljko	Roda JC Kerkrade	KPN Eredivisie (1)	Netherlands
ZANE	Clayton	Molde	Tippeliga (1)	Norway
CORREIA	Kevin	CS Maritimo	Nacional Da 1 Divisao (1)	Portugal
MAGUIRE	Joshua	Steaua Bucharest	Divizia A (1)	Romania
HONEYMAN	Ben	Brechin	Division Three (4)	Scotland
SWEENEY	Chris	Queen's Park	Division Two (3)	Scotland
COYNE	Chris	Dundee	Premier League (1)	Scotland
MOORE	Craig	Glasgow Rangers	Premier League (1)	Scotland
VIDMAR	Tony	Glasgow Rangers	Premier League (1)	Scotland
LOVELL	Stuart	Hibernian	Premier League (1)	Scotland
WIDERA	Sean	Hibernian	Premier League (1) Youth	Scotland
RUTHERFORD	George	Liberton Royal Mail		Scotland
STEWART	Darren	Balestier Central	S-League (1)	Singapore
BOTHWELL	Brian	Geylang United	S-League (1)	Singapore
DURIC	Alex	Home United	S-League (1)	Singapore
TAPAI	Ernie	Home United	S-League (1)	Singapore
CARBONE	Tony	Marine Castle United	S-League (1)	Singapore
JURILJ	Mirko	Sembawang Rangers	S-League (1)	Singapore
CASSERLY	Luke	AIK Solna	Allsvenskan (1)	Sweden
ERGIC	Ivan	FC Basel	Nationalliga (1)	Switzerland
SALAPASIDIS	Kosta	Lugano	Nationalliga (1)	Switzerland
CARLE	Leo	Nacional	Apertura 2000 (1)	Uruguay

INTERNATIONAL TRANSFERS



Over recent years International transfers have steadily increased by way of Australians travelling overseas in a bid to extend their playing experience and skills. There has also been an increase in the overseas player market seeking involvement in the game in Australia, many of whom are amateurs and make entry under the tourist visa or student visa category.

642 International Transfers were processed during 2000

235 Australians transfers during 2000

- 159 transferred to 24 overseas countries
 - 76 transferred back from 28 overseas countries
- England was the most popular choice of country for Australian players to go totalling 59 transfers.

24 Australian players transferred home from England during the same period

Below is a table showing the movement of Australian players country by country transferring overseas and returning home.

407 overseas player transfers were processed during 2000 including all transfers both into and out of Australia.

Year 2000

Total Australians transferred	=	235
Outgoing — Non amateur	=	78
Incoming — Non Amateur	=	36
Outgoing — Amateur	=	81
Incoming — Amateur	=	40 = (235)

Australians transferring overseas

	Non Amateur	Amateur	
AMERICA	0	2	2
BELGIUM	0	4	4
CROATIA	3	4	7
DENMARK	0	3	3
ENGLAND	33	26	59
FRANCE	2	2	4
GERMANY	4	12	16
GREECE	2	2	4
HUNGARY	0	1	1
ITALY	4	3	7
JERSEY	0	3	3
MACEDONIA	0	1	1
MALAYSIA	1	1	2
MALTA	1	1	2
NETHERLANDS	4	1	5
NEW ZEALAND	4	2	6
NORWAY	2	3	5
QATAR	0	2	2
SCOTLAND	5	3	8

	Non Amateur	Amateur	
SINGAPORE	5	0	5
SWEDEN	2	1	3
SWITZERLAND	2	3	5
URUGUAY	1	0	1
YUGOSLAVIA	3	1	4
Total	78	81	159

Australians returning

	Non Amateur	Amateur	
AMERICA	0	4	4
ARGENTINA	1	0	1
AUSTRIA	2	3	5
BELGIUM	0	1	1
COLUMBIA	3	1	4
CROATIA	9	2	2
ENGLAND	9	15	24
FRANCE	1	1	2
GERMANY	3	0	3
GREECE	1	2	3
ICELAND	2	0	2
ITALY	1	1	2
JAPAN	0	1	1
MALAYSIA	0	3	3
MALTA	0	1	1
NETHERLANDS	1	2	3
NEW ZEALAND	1	0	1
NORTHERN IRELAND	1	4	5
NORWAY	2	1	3
PORTUGAL	0	2	2
ROMANIA	1	0	1
SCOTLAND	1	0	1
SINGAPORE	1	0	1
SOUTHERN IRELAND	1	0	1
SWITZERLAND	1	0	1
TURKEY	1	0	1
URUGUAY	1	0	1
YUGOSLAVIA	1	0	1
Total	36	40	76

Rest of the World

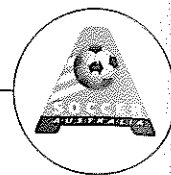
Overseas International Transfers = **407**

With the number of countries involved in the process totalling = **63**

Britain dominated the overseas transfers with a total of 109
 New Zealand second 65
 Norway third 26
 Germany fourth 24
 The remaining 59 countries made up the total 183 = (407)

Ann Nichols
International Transfers

ACKNOWLEDGMENTS



ABC TV

ABC TV continued to broadcast the National Soccer League on free-to-air television throughout the 1999/2000 season, enabling Soccer to be viewed by spectators across Australia. Their commitment to providing this service was much appreciated.

ADIDAS AUSTRALIA

Adidas Australia continues to be a major partner of Soccer Australia as the official supplier of sportswear and apparel to the National Teams. We would like to particularly thank Robin Berry and Jim Tansey for their ongoing support and assistance.

ANSETT AUSTRALIA

Soccer Australia would like to thank the management and staff of Ansett Australia for their support and cooperation as soccer's official domestic carrier during the last 3 years. However, 1999/2000 marked the conclusion of the Ansett agreement which has not been renewed.

AUSTRALIAN INSTITUTE OF SPORT

The Australian Institute of Sport once again had a successful year under the guidance of (Soccer) Head Coach Steve O'Connor. The AIS program has continued to produce quality players in the world class facilities that are provided by the Sports Commission. These facilities have been utilised by our Australian National Teams on a regular basis and are the best anywhere in the world. The program also supports an assistant coach and a scholarship coach, with the scholarship coach selected on a yearly basis. We acknowledge the assistance of Mr John Boulton and Mr Bob Murphy, Director of the Elite Sports Unit.

AUSTRALIAN MEDIA

Soccer Australia would like to thank all of the media across the board for the continued support of the National Teams and the National League, and looks forward to continuing this healthy relationship in the new millennium.

AUSTRALIAN OLYMPIC COMMITTEE

The Australian Olympic Committee continued their support in our quest for the 2000 Olympic Games. We would like to acknowledge John Coates, Craig McLatchey and Craig Phillips for their continued support, assistance and guidance.

AUSTRALIAN SPORTS COMMISSION

The Australian Sports Commission supports Soccer Australia both financially and in terms of policy management. Soccer Australia wishes to thank ASC Sports Consultants Andrew Dee and Kevin Thompson for their assistance. Particular thanks must go to Jim Ferguson.

BEIERSDORF AUSTRALIA

Beiersdorf continued to be the official supplier of all sports injury treatment products to the National Teams. Their involvement allowed for the best possible physical preparation and treatment of all players involved in our National Team programs.

C7

Soccer Australia would like to thank C7 for its continued support as the Pay TV carrier. The broadcast of National Soccer League and National Team matches via this medium will assist with the ever increasing awareness of soccer in Australia.

FIFA

We acknowledge the support and assistance of Mr Michel Zen-Ruffinen, FIFA General Secretary and his staff whose advice and guidance assist this Federation in its conduct and development in accordance with the requirements of the world body.

INTERNATIONAL ENTERTAINMENT CORPORATION

We welcome IEC as a new partner of the National Soccer League and thank them for their efforts in gaining revenue for the NSL as well as attracting high calibre teams to Australia to compete against the Australian National Teams.



ACKNOWLEDGMENTS

INTERNATIONAL MANAGEMENT GROUP

Soccer Australia would like to thank Martin Jolly and his organisation for their continued support in obtaining sponsorships and promoting international tours between top soccer nations and our own National Teams.

LG ELECTRONICS

Soccer Australia is proud to acknowledge LG Electronics as our major partner. We would like to thank them for their support and look forward to a long and successful partnership. Our particular thanks to Mr Christopher (CH) Kim and Stephen Reid.

NETWORK SEVEN

The support of Network Seven continues to be appreciated by Soccer Australia, and we look forward to further increasing the profile of Australian Soccer via the free-to-air and pay-TV opportunities available via this agreement.

LOTTO

Lotto Australia continued to be the Official Supplier for Referees and Assistant Referees during the 1999/2000 Season. The support of Lotto is appreciated by Soccer Australia and the Referees Department.

MITRE SPORTS

Mitre Sports continues to be a long-term sponsor of Soccer Australia with the provision of match and training balls to the National Soccer League.

NEWS LIMITED

Although not officially on board (during the reporting period), Soccer Australia would like to extend our welcome to our new print media partner — News Limited.

QANTAS


Also not officially on board (during the reporting period), Soccer Australia would like to welcome QANTAS as the new official domestic carrier for the 2000/2001 Season.

SPORT AUSTRALIA

We wish to express our thanks to Scott Derwin, for the continuing support for sport and soccer in particular.

SOCCER AUSTRALIA 2000

DIRECTORS' REPORT



The directors present their report together with the financial report of Soccer Australia Limited and the consolidated financial report of the consolidated entity, being the company and its controlled entity, for the year ended 30th September 2000 and the audit report thereon.

DIRECTORS

The names and qualifications of the directors of the company in office at the date of this report are:

BASIL SCARSELLA B.EC, CPA.

Chairman

Former Deputy Chairman of South Australian Soccer Federation

Life Member of the South Australian Soccer Federation

Player Life Member Campbelltown City Soccer Club

JOHN SCOTT BARKER J.P.

Deputy Chairman

President Soccer Tasmania

Government Relations Consultant

Former Member of Tasmanian Parliament

Former Tasmanian Minister for Employment, Public Sector Management, Racing & Gaming

Former Chairman of Committees and Deputy Speaker, Tasmanian House of Assembly

Past Chairman, Tasmanian Division Sportsman Association of Australia

JOSEPH BRONDOLINO LLB

Director

Solicitor

Former Chairman of Victorian Soccer Federation

CHERYL SARAH BART B.COMM, LLB

Director

Chairman Australian Sports Foundation

Director, Sydney Ports Corp.

Director, ETSA Corporation Limited and subsidiaries

Director, PA Consulting Group

Director, Institute of Biomedical Research

GREGORY GEORGE WOODS LLB

Director

Solicitor

Partner, Turner Freeman Lawyers

Former Vice-President and Director of New South Wales Soccer Federation Limited

Former Director Soccer New South Wales Limited

ANTHONY LABBOZZETTA

Director

Chairman of the National Soccer League

President of Marconi Club Limited

Former Director of New South Wales Soccer Federation Limited

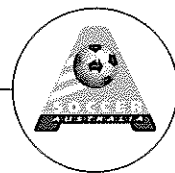
DIRECTORS' MEETINGS

The number of directors' meetings and number of meetings attended by each of the directors of the company during the financial year are:

Director	No. of Meetings attended	No. of Meetings Held
Mr. B. Scarsella	11	12
Mr. J. Barker	11	12
Mr. G. Woods	10	12
Mr. A. Labbozzetta	12	12
Mr. J. Brondolino	12	12
Ms. C. Bart	9	12

PRINCIPAL ACTIVITIES

The principal continuing activities of the company in the course of the financial year were the fostering and control of the game of association football in the Commonwealth of Australia. No significant change in the nature of these activities occurred during the year.



DIRECTORS' REPORT

RESULTS

The consolidated profit (loss) for the year attributable to the members of Soccer Australia Limited was \$993,351 (1999 \$1,382,861).

DIVIDENDS

In accordance with the company's Memorandum and Articles of Association no dividend shall be paid and no dividend has been paid during the financial year.

REVIEW OF OPERATIONS

The 2000 financial year was a year in which the world's attention was drawn to Sydney for the Olympic Games. Whilst our own LG Under 23s did not enjoy the success hoped for, football again showed why it is the world's premier team sport, with the Olympic Football program being widely supported by the Australian community, with matches played in Sydney, Brisbane, Canberra, Melbourne and Adelaide.

The 2000 financial year also saw the LG Socceroos qualify for the FIFA Confederation Cup, an event which will assist the company to strengthen its ever improving financial status.

The games showpiece, the National Soccer League recorded its best ever grand final attendance, with Wollongong Wolves overcoming a resilient Perth Glory. The League continued its path to restructure, with the participation criteria for the 2001 season set in progress.

The company welcomed the support and enthusiasm of two new sponsorship and marketing partners, LG Electronics and the International Entertainment Corporation Pty. Limited. The sponsorship and marketing opportunities provided by these two organisations will assist with the development and success of all aspects of football in Australia.

STATE OF AFFAIRS

In the opinion of the directors there were no significant changes in the state of affairs of the consolidated entity that occurred during the financial year under review not otherwise disclosed in this report and the consolidated financial report.

EVENTS SUBSEQUENT TO BALANCE DATE

No matter or circumstance has arisen since the end of the financial year that has significantly affected or may significantly affect the operations of the consolidated entity or the results of those operations or the state of affairs of the consolidated entity during the financial year subsequent to 30th September 2000.

LIKELY DEVELOPMENTS

The year ahead will see a continued focus on implementation of the Soccer 21 plan, by introducing its goals and objectives to the wider Football community. In particular, the country's premier football competition will be restructured for the start of the 2001 season.

On the National Teams front, the LG Under 17s, LG Under 20s and LG Socceroos commence preparations for their respective World Cup Tournaments. The LG Socceroos in particular, face an arduous, but by no means impossible task to qualify for the 2002 World Cup, playing a South American qualifier in late 2001.

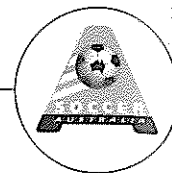
The 2001 financial year is a 9 month year as a result of the Board's decision to change the financial reporting year to 1 July to 30 June. The company's first 12 month reporting period will commence on 1 July 2001.

DIRECTORS' BENEFITS

No director of the company has, since the end of the previous financial year, received or become entitled to receive a benefit other than a benefit included in the aggregate amount of emoluments received or due and receivable by directors shown in the consolidated financial report, or the fixed salary of a full-time employee of the company or of a related entity by reason of a contract made by the company or a related entity with any director or with a firm of which he is a member, or with a company in which he has a substantial financial interest. Further details of relevant transactions are set out in Note 18 to the financial statements.

2000

SOCCER AUSTRALIA



INDEMNIFICATION AND INSURANCE OF OFFICERS OR AUDITORS

During the financial year, the company has paid an insurance premium insuring its present officers against all liabilities to another person (other than the company or a related body corporate) that may arise from their position as directors of the company, except where the liability arises out of conduct involving a lack of good faith. The agreement stipulates that the company will meet the full amount of any such liabilities, including costs and expenses.

A confidentiality clause exists in the contract with the insurer, which prohibits the directors publishing details of the cover provided and premiums paid in respect of such cover.

For and on behalf of the Board in accordance with a resolution of the directors.

BASIL SCARSELLA
CHAIRMAN

JOHN SCOTT BARKER
DEPUTY CHAIRMAN

Dated: 19th January 2001

DIRECTORS' DECLARATION

In the opinion of the directors of the Soccer Australia Limited:

- (a) the financial statements and notes of the company and of the consolidated entity are in accordance with the Corporations Law, including:
 - (i) giving a true and fair view of the company's and consolidated entity's financial position as at 30th September 2000 and of their performance, as represented by the results of their operations and their cash flows, for the year ended on that date; and
 - (ii) complying with Accounting Standards and Corporations Regulations; and
- (b) there are reasonable grounds to believe that the company will be able to pay its debts as and when they become due and payable.


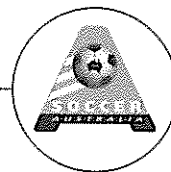
For and on behalf of the Board in accordance with a resolution of the Directors.

BASIL SCARSELLA
CHAIRMAN

JOHN SCOTT BARKER
DEPUTY CHAIRMAN

Dated: 19th January 2001

INDEPENDENT AUDIT REPORT



BILLERWELL POWERS & SMITH

Accountants

Member of the Stockford Group

TO THE MEMBERS OF SOCCER AUSTRALIA LIMITED

SCOPE

We have audited the financial report of Soccer Australia Limited for the year ended 30th September 2000, including the Directors' Declaration. The financial report includes the financial statements of Soccer Australia Limited, and the consolidated financial statements of the consolidated entity comprising the company and the entities it controlled at year's end or from time to time during the financial year. The company's directors are responsible for the financial report. We have conducted an independent audit of the financial report in order to express an opinion on it to the members of the company.

Our audit has been conducted in accordance with Australian Auditing Standards to provide reasonable assurance whether the financial report is free from material misstatement. Our procedures included examination, on a test basis, of evidence supporting the amounts and other disclosures in the financial report, and the evaluation of accounting policies and significant accounting estimates. These procedures have been undertaken to form an opinion whether, in all material respects, the financial report is presented fairly in accordance with Accounting Standards, other mandatory professional reporting requirements and statutory requirements so as to present a view which is consistent with our understanding of the company's and the consolidated entity's financial position and performance as represented by the results of their operations and their cash flows.

The audit opinion expressed in this report has been formed on the above basis.

AUDIT OPINION

In our opinion, the financial report of Soccer Australia Limited is in accordance with:

- (a) the Corporations Law including:
 - (i) giving a true and fair view of the company's financial position as at 30th September 2000 and of their performance for the year ended on that date; and
 - (ii) complying with Accounting Standards and the Corporations Regulations; and
- (b) other mandatory professional reporting requirements.

BILLERWELL POWERS & SMITH

SYDNEY: 19th January, 2001

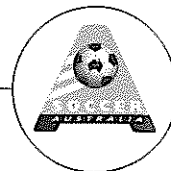
ROSS E. CHAPMAN — Partner

Billerwell Powers & Smith
Stockford Accounting Services Pty Limited
ABN 90 006 085 294
Level 2 140 Sussex Street Sydney 2000
GPO Box 1442 Sydney 1043
Phone (02) 9299 8728 Fax (02) 9262 1676

"Liability limited by the Accountants Scheme, approved under the Professional Standards Act 1994 (NSW)"

2000

SOCCER AUSTRALIA




BALANCE SHEET

as at 30th September 2000

	Note	Consolidated		Company	
		2000	1999	2000	1999
		\$	\$	\$	\$
CURRENT ASSETS					
Cash		1,978,440	965,933	1,978,438	965,931
Receivables	5	2,429,484	2,486,039	2,429,484	2,486,039
Other	6	711,626	170,870	711,626	170,870
TOTAL CURRENT ASSETS		5,119,550	3,622,842	5,119,548	3,622,840
NON-CURRENT ASSETS					
Investments	7	—	—	2	2
Property, plant and equipment	8	566,363	553,622	566,363	553,622
TOTAL NON-CURRENT ASSETS		566,363	553,622	566,365	553,624
TOTAL ASSETS		5,685,913	4,176,464	5,685,913	4,176,464
CURRENT LIABILITIES					
Accounts payable	9	3,393,140	3,390,433	3,393,140	3,390,433
Borrowings	10	531,040	265,671	531,040	265,671
Provisions	11	151,796	105,928	151,796	105,928
Other	12	1,568,917	838,019	1,568,917	838,019
TOTAL CURRENT LIABILITIES		5,644,893	4,600,051	5,644,893	4,600,051
NON-CURRENT LIABILITIES					
Borrowings	10	29,559	560,599	29,559	560,599
Provisions	11	16,828	6,160	16,828	6,160
TOTAL NON-CURRENT LIABILITIES		46,387	566,759	46,387	566,759
TOTAL LIABILITIES		5,691,280	5,166,810	5,691,280	5,166,810
NET ASSETS		(5,367)	(990,346)	(5,367)	(990,346)
MEMBERS' FUNDS					
Reserves	13	—	355,200	—	355,200
Retained profits (Accumulated losses)		(5,367)	(1,345,546)	(5,367)	(1,345,546)
TOTAL MEMBERS' FUNDS		(5,367)	(990,346)	(5,367)	(990,346)

The balance sheets are to be read in conjunction with the notes to the financial statements.



PROFIT AND LOSS STATEMENT

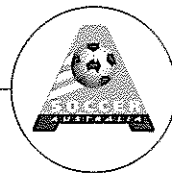
for the year ended 30th September 2000

	Note	Consolidated		Company	
		2000	1999	2000	1999
		\$	\$	\$	\$
Operating profit (loss) before abnormal items and income tax	2	993,351	1,072,861	993,351	1,072,861
Abnormal items before income tax	2	—	310,000	—	310,000
Operating profit (loss) before income tax		993,351	1,382,861	993,351	1,382,861
Income tax attributable to operating profit		—	—	—	—
Operating profit (loss) after income tax		993,351	1,382,861	993,351	1,382,861
Accumulated profits (losses) at the beginning of the financial year		(1,345,546)	(2,728,407)	(1,345,546)	(2,728,407)
Adjustment resulting from adoption of Urgent Issues Group Consensus Views					
UIG Abstract 11: Accounting for Contributions of, or Contributions for the Acquisition of, Non-Current Assets	1	346,828	—	346,828	—
Total available for appropriation		(5,367)	(1,345,546)	(5,367)	(1,345,546)
Retained profits (accumulated losses) at the end of the financial year		(5,367)	(1,345,546)	(5,367)	(1,345,546)

The profit and loss statements are to be read in conjunction with the notes to the financial statements.

2000

SOCCER AUSTRALIA

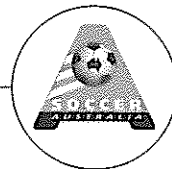


STATEMENTS OF CASH FLOWS

for the year ended 30th September 2000

	Note	Consolidated		Company	
		2000	1999	2000	1999
		\$	\$	\$	\$
CASH FLOWS FROM OPERATING ACTIVITIES					
Receipts from members, sponsors and customers		14,141,004	9,877,266	14,141,004	9,877,266
Interest received		71,568	14,752	71,568	14,752
Payments to suppliers and employees		(12,830,607)	(8,806,907)	(12,830,607)	(8,806,907)
Interest paid		(34,191)	(49,480)	(34,191)	(49,480)
Net cash provided by (used in) operating activities	14	<u>1,347,774</u>	<u>1,035,631</u>	<u>1,347,774</u>	<u>1,035,631</u>
CASH FLOWS FROM INVESTING ACTIVITIES					
Payment for property, plant and equipment		(69,596)	(12,578)	(69,596)	(12,578)
Net cash provided by (used in) investing activities		<u>(69,596)</u>	<u>(12,578)</u>	<u>(69,596)</u>	<u>(12,578)</u>
CASH FLOWS FROM FINANCING ACTIVITIES					
Proceeds from borrowings		(162,000)	430,000	(162,000)	430,000
Lease liabilities repaid		(15,674)	(10,697)	(15,674)	(10,697)
Net cash provided by (used in) investing activities		<u>(177,674)</u>	<u>419,303</u>	<u>(177,674)</u>	<u>419,303</u>
Net increase (decrease) in cash held		1,100,504	1,442,356	1,100,504	1,442,356
Cash at beginning of year		877,936	(564,420)	877,934	(564,422)
Cash at end of year	14	<u>1,978,440</u>	<u>877,936</u>	<u>1,978,438</u>	<u>877,934</u>

The statements of cash flows are to be read in conjunction with the notes to the financial statements.



NOTES TO THE FINANCIAL STATEMENTS

for the year ended 30th September 2000

1. SUMMARY OF SIGNIFICANT ACCOUNTING POLICIES

The financial report is a general purpose financial report which has been prepared in accordance with the requirements of the Corporations Law which includes applicable Accounting Standards. Other mandatory professional reporting requirements (Urgent Issues Group Consensus Views) have also been complied with. It has been prepared on the basis of historical costs and except where stated, does not take into account changing money values or current valuations of non-current assets. These accounting policies have been consistently applied.

Set out below is a summary of the significant accounting policies which have been adopted in the preparation of this financial report.

Changes in Accounting Policies

The accounting policies adopted are consistent with those of the previous year except for the accounting policy with respect to the contribution of non-current assets.

The consolidated entity has adopted Urgent Issues Group Consensus Views, UIG Abstract 11: Accounting for Contributions of, or Contributions for the Acquisition of, Non-Current Assets for the first time in respect to Unit 2 — The Australian Soccer Federation House, Phipps Close, Deakin, ACT. The effect has been to decrease accumulated losses at the beginning of the financial year by \$346,828 being the reversal of the Asset Revaluation Reserve of \$355,200 less accumulated depreciation of \$8,372. Refer also to notes 8 and 13.

Principles of Consolidation

The consolidated financial report of the consolidated entity includes the financial report of the company, and its controlled entities (the consolidated entity).

Where an entity either began or ceased to be controlled during the year, the results are included only from the date control commenced or up to the date control ceased.

The balances, and effects of transactions, between controlled entities included in the consolidated financial report have been eliminated.

Going Concern

Notwithstanding the deficiency of net assets, the financial report has been prepared on a going concern basis, as the directors believe that the company will continue to receive the ongoing support of their bankers and creditors.

Income Tax

No provision has been made for income tax as the economic entity is exempt in accordance with the terms of Section 50-45 of the Income Tax Assessment Act, 1997.

Property, Plant and Equipment

Property, plant and equipment are brought to account at cost or at independent or directors' valuation, less where applicable any accumulated depreciation or amortisation. The carrying amount of property, plant and equipment is reviewed annually by directors to ensure it is not in excess of the recoverable amount from those assets. The recoverable amount is assessed on the basis of expected net cash flows which will be received from the assets employed and subsequent disposal.

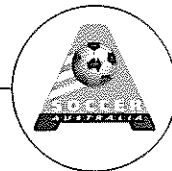
The depreciable amount of all fixed assets including buildings and capitalised leased assets, but excluding freehold land, are depreciated over their useful lives commencing from the time the asset is held ready for use.

Leases

Leases of fixed assets, where substantially all the risks and benefits incidental to the ownership of the asset, but not the legal ownership are transferred to the company are classified as finance leases. Finance leases are capitalised recording an asset and a liability equal to the present value of the minimum lease payments, including any guaranteed residual value. Leased assets are amortised over their estimated useful lives. Lease payments are allocated between the reduction of the lease liability and the lease interest expense for the period. Lease payments under operating leases, where substantially all the risks and benefits remain with the lessor, are charged as expenses in the periods in which they are incurred.

2000

SOCCER AUSTRALIA



NOTES TO THE FINANCIAL STATEMENTS

for the year ended 30th September 2000

Employee Entitlements

Provision is made for employee entitlement benefits accumulated as a result of employees rendering services up to the reporting date. These benefits include wages and salaries, annual leave, long service leave (accrued in respect of all employees with more than 5 years service with the company) and vested sick leave.

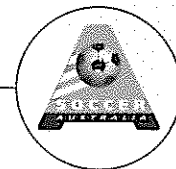
Contributions are made by the company to an employee superannuation fund and are charged as expenses when incurred. The company has no legal obligation to provide benefits to employees on retirement.

Liabilities arising in respect of wages and salaries, annual leave and any other employee entitlements expected to be settled within twelve months of the reporting date are measured at their nominal amounts. All other employee entitlement liabilities are measured at the present value of the estimated future cash outflows to be made in respect of services provided by employees up to the reporting date. In determining the present value of future cash outflows, the interest rates attaching to government guaranteed securities which have terms to maturity approximating the terms of the related liability are used.

In determining the liability for employee entitlements, consideration has been given to future increases in wage and salary rates, and the economic entity's experience with staff departures. Related on-costs have also been included in the liability.

Company Limited By Guarantee

Every member of the company undertakes in accordance with the Memorandum of Association of the company to contribute such amount (not exceeding \$20.00) as may be required in the event of the winding up of the company during the time that they are a member or within one year afterwards.



NOTES TO THE FINANCIAL STATEMENTS

for the year ended 30th September 2000

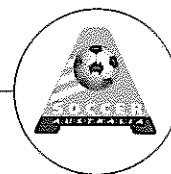
	Consolidated		Company	
	2000	1999	2000	1999
	\$	\$	\$	\$
2. OPERATING PROFIT (LOSS)				
(a) Operating profit (loss) before income tax has been determined after:				
Crediting as income:				
Bad debts recovered	—	65,492	—	65,492
Interest received —other persons	71,568	14,752	71,568	14,752
Abnormal item —Sponsorship settlement	—	310,000	—	310,000
Charging as expenses:				
Amortisation of leased assets	14,988	12,106	14,988	12,106
Bad debts written off	45,900	29,624	45,900	29,624
Depreciation	33,495	29,878	33,495	29,878
Interest paid —other persons	28,431	43,867	28,431	43,867
Interest paid —leased assets	5,760	5,613	5,760	5,613
Loss on sale of plant and equipment	—	6,498	—	6,498
Provision for employee entitlements	56,536	18,054	56,536	18,054
Provision for doubtful debts	19,651	19,598	19,651	19,598
Rent and Building costs	143,994	306,000	143,994	306,000
(b) Operating revenue				
Included in operating profit are the following items of operating revenue:				
Affiliation fees	778,200	710,200	778,200	710,200
Bad debts recovered	—	65,492	—	65,492
Entry fees	176,640	98,790	176,640	98,790
FIFA/Confederation Grants and Allowances	484,522	689,487	484,522	689,487
Fines and appeal fees	39,880	62,155	39,880	62,155
Gate receipts	382,931	310,367	382,931	310,367
Government Grants	1,328,195	542,400	1,328,195	542,400
Interest received	71,568	14,752	71,568	14,752
Manager/coach registration fee	10,235	7,910	10,235	7,910
Match fee and Signage income	256,802	2,745,370	256,802	2,745,370
Merchandising and Royalties	125,535	289,117	125,535	289,117
National Registration Fee	565,453	616,024	565,453	616,024
NSL licence fees	1,150,000	—	1,150,000	—
NSW State Government Grants	—	400,000	—	400,000
Olympic Committee Grant	50,600	—	50,600	—
Player transfer commissions	678,060	264,465	678,060	264,465
Pools commission —Australia	52,150	52,148	52,150	52,148
Pools commission —P.P.A. and other	388,495	388,490	388,495	388,490
Sponsorship	4,649,115	1,500,750	4,649,115	1,500,750
Sundry income	16,815	13,667	16,815	13,667
Television royalties	2,358,728	2,002,130	2,358,728	2,002,130
Abnormal item —Sponsorship settlement	—	310,000	—	310,000
	13,563,924	11,083,714	13,563,924	11,083,714

2000

SOCCER AUSTRALIA

NOTES TO THE FINANCIAL STATEMENTS

for the year ended 30th September 2000



	Consolidated		Company	
	2000	1999	2000	1999
	\$	\$	\$	\$
3. REMUNERATION OF DIRECTORS				
Directors' Income				
No directors of the company or its related entities are remunerated				
4. AUDITORS' REMUNERATION				
Total amounts received or due and receivable by the auditors of the Company for:				
— Audit of the financial statements	38,000	38,000	38,000	38,000
— Accounting, secretarial, support staff and other services	42,924	89,750	42,924	89,750
	80,924	127,750	80,924	127,750
5. RECEIVABLES				
CURRENT				
Trade debtors	1,624,768	588,017	1,624,768	588,017
Less: Provision for doubtful debts	139,241	119,590	139,241	119,590
	1,485,527	468,427	1,485,527	468,427
Other debtors	943,957	2,017,612	943,957	2,017,612
	2,429,484	2,486,039	2,429,484	2,486,039
Trade debtors include the following amounts owing by related parties:				
— Directors/former directors	8,092	8,123	8,092	8,123



NOTES TO THE FINANCIAL STATEMENTS

for the year ended 30th September 2000

	Note	Consolidated		Company	
		2000	1999	2000	1999
		\$	\$	\$	\$
6. OTHER ASSETS					
CURRENT					
Prepayments and other		711,626	170,870	711,626	170,870
		711,626	170,870	711,626	170,870
7. INVESTMENTS					
NON-CURRENT					
Shares in controlled entities	16				
Unquoted — at cost		—	—	2	2
		—	—	2	2
8. PROPERTY, PLANT AND EQUIPMENT					
PROPERTY					
Leasehold property — at Directors' valuation		355,200	355,200	355,200	355,200
Less: Accumulated depreciation		11,990	—	11,990	—
		343,210	355,200	343,210	355,200
PLANT AND EQUIPMENT					
Furniture, fittings and office equipment — at cost		355,529	447,947	355,529	447,947
Less: Accumulated depreciation		189,162	321,299	189,162	321,299
		166,367	126,648	166,367	126,648
Motor vehicles under lease		102,385	102,385	102,385	102,385
Less: Accumulated amortisation		45,599	30,611	45,599	30,611
		56,786	71,774	56,786	71,774
Total plant and equipment		223,153	198,422	223,153	198,422
Total property, plant and equipment		566,363	553,622	566,363	553,622

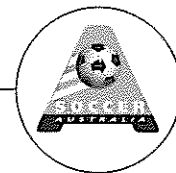
The Company holds a leasehold interest in Unit 2 —The Australian Soccer Federation House, Phipps Close, Deakin, ACT, which was acquired at no cost as a result of its participation in a joint venture development to construct the building.

An independent current market valuation of Unit 2 —The Australian Soccer Federation House, Phipps Close, Deakin, ACT of \$295,000 was prepared by Frank P. Brodrick, FAPI of McCann and Associates on 16th November, 2000.

The Directors have not amended their valuation as at 30th September, 1997 as the requirement for the carrying amounts of non-current assets not to exceed their recoverable amount does not apply to the non-current assets of not-for-profit entities whose future economic benefits are not primarily dependent on the ability to generate net cash inflows.

NOTES TO THE FINANCIAL STATEMENTS

for the year ended 30th September 2000



Note	Consolidated		Company	
	2000	1999	2000	1999
	\$	\$	\$	\$
9. ACCOUNTS PAYABLE				
CURRENT				
Trade creditors	1,274,516	1,430,938	1,274,516	1,430,938
Other creditors and accruals	2,118,624	1,959,495	2,118,624	1,959,495
	3,393,140	3,390,433	3,393,140	3,390,433

Trade creditors include the following amounts owing to related parties:

— Directors/former directors	1,191	—	1,191	—
------------------------------	-------	---	-------	---

10. BORROWINGS

CURRENT				
Bank overdraft — secured	17	—	87,997	—
Lease liabilities	15	31,040	15,674	31,040
Other loans — unsecured		500,000	162,000	500,000
		531,040	265,671	531,040

Other loans — unsecured include the following amounts owing to related parties:

— Directors/former directors	—	12,000	—	12,000
------------------------------	---	--------	---	--------

NON-CURRENT

Lease liabilities	15	29,559	60,599	29,559
Other loans — unsecured		—	500,000	—
		29,559	560,599	29,559

The lease liability is secured by a charge over the leased assets.

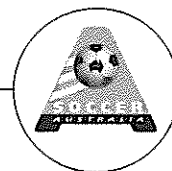
11. PROVISIONS

CURRENT				
Employee entitlements — including on costs		151,796	105,928	151,796
		151,796	105,928	151,796

NON-CURRENT

Employee entitlements — including on costs		16,828	6,160	16,828
		16,828	6,160	16,828

Aggregate employee entitlement liability		168,624	112,088	168,624
--	--	----------------	----------------	----------------



NOTES TO THE FINANCIAL STATEMENTS

for the year ended 30th September 2000

Note	Consolidated		Company	
	2000	1999	2000	1999
	\$	\$	\$	\$
12. OTHER LIABILITIES				
CURRENT				
Income received in advance	1,568,917	838,019	1,568,917	838,019
	1,568,917	838,019	1,568,917	838,019

13. RESERVES

Asset Revaluation Reserve	—	355,200	—	355,200
	—	355,200	—	355,200

Movements during the year:

Asset Revaluation Reserve				
Balance at beginning of year	355,200	355,200	355,200	355,200
Less transfer of Unit 2 — The Australian Soccer Federation House, Phipps Close, Deakin, ACT revaluation to opening accumulated losses on the adoption of UIG Abstract 11	355,200	—	355,200	—
Balance at end of year	—	355,200	—	355,200

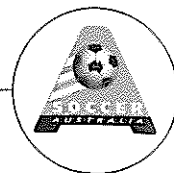
14. STATEMENT OF CASH FLOWS

(a) Reconciliation of net cash provided by operating activities to operating profit (loss) after income tax:

Operating profit (loss) after income tax	993,351	1,382,861	993,351	1,382,861
(Profit)/Loss on sale of plant and equipment	—	6,498	—	6,498
Amortisation of leased assets	14,988	12,106	14,988	12,106
Depreciation	33,495	29,878	33,495	29,878
Decrease (increase) in receivables	56,555	(1,960,840)	56,555	(1,960,840)
Decrease (increase) in prepayments	(540,756)	(127,867)	(540,756)	(127,867)
Increase (decrease) in trade creditors	(156,422)	242,552	(156,422)	242,552
Increase (decrease) in other creditors and accruals	232,383	623,893	232,383	623,893
Increase (decrease) in provision for employee entitlements	56,536	18,054	56,536	18,054
Increase (decrease) in income in advance	730,898	778,019	730,898	778,019
Increase (decrease) in other liabilities	(73,254)	30,477	(73,254)	30,477
Net cash provided by (used in) operating activities	1,347,774	1,035,631	1,347,774	1,035,631

2000

SOCCER AUSTRALIA



NOTES TO THE FINANCIAL STATEMENTS

for the year ended 30th September 2000

Note	Consolidated		Company	
	2000	1999	2000	1999
	\$	\$	\$	\$

14. STATEMENT OF CASH FLOWS (CONT.)

(b) Reconciliation of cash

For the purposes of the statement of cash flows, cash includes cash on hand and in banks and investments in money market instruments, net of outstanding bank overdrafts.

Cash at the end of the year as shown in the statement of cash flows is reconciled to the related items in the balance sheet as follows:

Cash on hand	1,202	1,202	1,200	1,200
Cash at bank	1,477,238	964,731	1,477,238	964,731
Bank overdraft	—	(87,997)	—	(87,997)
Cash on deposit	500,000	—	500,000	—
	1,978,440	877,936	1,978,438	877,934

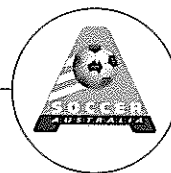
(c) Non-cash financing and investing activities

PROPERTY, PLANT AND EQUIPMENT

During the year the consolidated entity acquired property, plant and equipment with an aggregate fair value of \$Nil (1999 \$41,166) by means of finance leases.

These acquisitions are not reflected in the statement of cash flows.

—	41,166	—	41,166
---	---------------	---	---------------



NOTES TO THE FINANCIAL STATEMENTS


for the year ended 30th September 2000

Note	Consolidated		Company	
	2000	1999	2000	1999
	\$	\$	\$	\$
15. COMMITMENTS FOR EXPENDITURE				
LEASE RENTAL COMMITMENTS				
Finance lease rentals are payable as follows:				
— not later than one year	34,267	21,434	34,267	21,434
— later than one year but not later than two years	8,124	34,266	8,124	34,266
— later than two years but not later than five years	24,536	32,660	24,536	32,660
	66,927	88,360	66,927	88,360
less amounts provided for in the financial statements:				
Current liability	31,040	15,674	31,040	15,674
Non-current liability	29,559	60,599	29,559	60,599
Total lease liability	60,599	76,273	60,599	76,273
Finance lease expenditure not provided for in the financial statements	6,328	12,087	6,328	12,087

The Company has a sub-lease agreement with the Ricegrowers Co-operative Limited to occupy the premises at Level 3, 447 Kent Street, Sydney for the period 1st December 1999 to 30th April 2001. The rental is \$14,116.67 per month.

16. PARTICULARS IN RELATION TO CONTROLLED ENTITIES

Class of share	Interest Held		Amount of Investment		Contribution to Consolidated Profit	
	2000	1999	2000	1999	2000	1999
	%	%	\$	\$	\$	\$
Soccer Australia Limited						
Controlled Entities						
The "A" League Pty. Limited	Ord	100	100	2	2	—
					—	—



NOTES TO THE FINANCIAL STATEMENTS

for the year ended 30th September 2000

Note	Consolidated		Company	
	2000	1999	2000	1999
	\$	\$	\$	\$
17. FINANCING ARRANGEMENTS				
The economic entity has access to the following lines of credit:				
Total facilities available:				
— Bank overdraft	250,000	250,000	250,000	250,000
Facilities used at balance date:				
— Bank overdraft	(1,977,238)	(876,734)	(1,977,238)	(876,734)
Facilities not utilised at balance date:				
— Bank overdraft	2,227,238	1,126,734	2,227,238	1,126,734

BANK OVERDRAFTS

The bank overdraft facility of the Company is secured by a first ranking registered mortgage over the Company's leasehold property at Deakin, ACT and a registered mortgage debenture over the Company's other assets.

18. RELATED PARTIES

Directors

The names of each person holding the position of director of Soccer Australia Limited during the financial year were:

B. Scarsella, J. Barker, G. Woods, A. Labbozzetta, C. Bart, and J. Brondolino.

B. Scarsella and A. Labbozzetta were directors of The "A" League Pty. Limited during the financial year.

Details of directors' remuneration are set out in note 3.


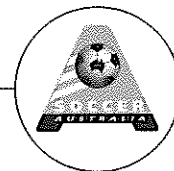
The directors resolved during the course of the 1995 financial year that on some occasions the company would meet the reasonable costs of partner accompanied travel undertaken for business purposes. No benefit is deemed to have arisen in respect of any partner accompanied travel.

A director of the company, Mr. J. Barker, received consultancy fees in the amount of \$9,260 for work in relation to matters associated with Soccer 21 for the period 2nd August 1999 to 30th September 2000. A related entity of Mr. J. Barker was paid for secretarial services provided to the company in the amount of \$4,230 for the period 1st July 1999 to 30th September 2000.

A director of the company, Mr. A. Labbozzetta, has an interest as a partner in the business Marconi Travel. This business has rendered services in connection with travel arrangements for the company in respect of inter-state and international travel. All dealings with the business are in the ordinary course of business and on normal commercial terms and conditions. Marconi Travel is not the sole provider of travel services to the company. Gross travel costs paid to Marconi Travel during the financial year in respect of travel arrangements amounted to \$258,012 (1999 \$147,974).

A relative of Mr. Labbozzetta has an interest in a restaurant whose dining facilities were utilised during the financial year. The gross costs associated with the use of the dining facilities amounted to \$11,823 (1999 \$2001). All dealings with the business are in the ordinary course of business and on normal commercial terms and conditions. The restaurant is not the sole dining facility utilised by the company.

ADDITIONAL INFORMATION



BILLERWELL POWERS & SMITH

Accountants

Member of the Stockford Group

On the basis of the information provided by the directors of the company, we have complied, in accordance with APS 9 "Statement of Compilation of Financial Reports", the detailed profit and loss statements for the year ended 30th September 2000.

The directors are responsible for the information contained in the detailed profit and loss statements and have determined that the accounting policies used are consistent with the financial reporting requirements of the company and are appropriate to meet the needs of the members.

Our procedures have been limited to the classification and summarisation of information to compile the detailed profit and loss statements from the information provided to us by the directors and do not include verification or validation procedures. No audit or review has been performed on the information and accordingly no assurance is expressed.

Neither the firm nor any member or employee of our firm undertakes any responsibility or accepts liability in any way whatsoever to any person other than the company in respect of the detailed profit and loss statements including any errors or omissions in the detailed profit and loss statements however caused.

BILLERWELL POWERS & SMITH

SYDNEY: 19th January, 2001

ROSS E. CHAPMAN — Partner


Billerwell Powers & Smith

Stockford Accounting Services Pty Limited

ABN 90 006 085 294


2000

SOCCER AUSTRALIA



PROFIT AND LOSS STATEMENT for the year ended 30th September 2000

	Consolidated		Company	
	2000	1999	2000	1999
	\$	\$	\$	\$
INCOME				
Affiliation fees	778,200	710,200	778,200	710,200
Bad debts recovered	—	65,492	—	65,492
Entry fees	176,640	98,790	176,640	98,790
FIFA/Confederation Grants and Allowances	484,522	689,487	484,522	689,487
Fines and appeal fees	39,880	62,155	39,880	62,155
Gate receipts	382,931	310,367	382,931	310,367
Government Grants	1,328,195	542,400	1,328,195	542,400
Interest received	71,568	14,752	71,568	14,752
Manager/coach registration fee	10,235	7,910	10,235	7,910
Match fee and Signage income	256,802	2,745,370	256,802	2,745,370
Merchandising and Royalties	125,535	289,117	125,535	289,117
National Registration Fee	565,453	616,024	565,453	616,024
NSL licence fees	1,150,000	—	1,150,000	—
NSW State Government Grants	—	400,000	—	400,000
Olympic Committee Grant	50,600	—	50,600	—
Player transfer commissions	678,060	264,465	678,060	264,465
Pools commission —Australia	52,150	52,148	52,150	52,148
Pools commission —P.P.A. and other	388,495	388,490	388,495	388,490
Sponsorship	4,649,115	1,500,750	4,649,115	1,500,750
Sundry income	16,815	13,667	16,815	13,667
Television royalties	2,358,728	2,002,130	2,358,728	2,002,130
Abnormal item —Sponsorship settlement	—	310,000	—	310,000
	13,563,924	11,083,714	13,563,924	11,083,714
Less:				
EXPENSES				
Advertising	152,981	22,190	152,981	22,190
Amortisation of leased assets	14,988	12,106	14,988	12,106
Auditors' remuneration	80,924	127,750	80,924	127,750
Bad debts written off	45,900	29,624	45,900	29,624
Bank charges	20,776	21,756	20,776	21,756
Cleaning	16,607	10,610	16,607	10,610
Commission paid	459,374	401,854	459,374	401,854
Competition expenses	168,872	138,467	168,872	138,467
Computer expenses	108,844	17,865	108,844	17,865
Consultancy fees	682,902	572,669	682,902	572,669




PROFIT AND LOSS STATEMENT

for the year ended 30th September 2000

	Consolidated		Company	
	2000	1999	2000	1999
	\$	\$	\$	\$
Depreciation	33,495	29,878	33,495	29,878
Electricity	3,146	7,430	3,146	7,430
Employee expenditure subject to FBT	229,135	83,166	229,135	83,166
Entertainment expenses	6,146	37,826	6,146	37,826
Filing fees and fines	66,994	13,756	66,994	13,756
Fixture expenses —Internationals	764,418	36,396	764,418	36,396
FOC Distributions	129,470	117,502	129,470	117,502
Fringe benefits tax	111,007	39,154	111,007	39,154
General expenses	75,236	128,282	75,236	128,282
Grants to Players Commission	30,000	40,000	30,000	40,000
Hire of plant and equipment	23,189	6,924	23,189	6,924
Insurance	65,184	94,181	65,184	94,181
Interest paid	34,191	49,480	34,191	49,480
I.T.C. Distributions	184,000	45,000	184,000	45,000
Legal costs	278,624	230,220	278,624	230,220
Loss on sale of property, plant equipment	—	6,498	—	6,498
Marketing, promotion and sponsorship servicing	518,523	147,042	518,523	147,042
Match expenses	238,853	177,552	238,853	177,552
Merchandising expenses	70,319	200,946	70,319	200,946
Motor vehicle expenses	72,225	75,675	72,225	75,675
Net operating surplus payable to competing NSL clubs	85,957	117,944	85,957	117,944
Payroll tax	119,539	95,574	119,539	95,574
Photography costs	16,410	23,317	16,410	23,317
Players bonuses	77,983	90,000	77,983	90,000
Players allowances	307,003	536,231	307,003	536,231
Pools Distributions	190,040	170,000	190,040	170,000
Postage and courier	86,761	80,560	86,761	80,560
Presentations and meeting expenses	105,099	60,733	105,099	60,733
Printing and stationery	172,267	121,939	172,267	121,939
Prize money and NSL Clubs Distributions	25,000	25,000	25,000	25,000
Program costs	(455)	15,500	(455)	15,500
Provision for holiday pay	45,868	27,594	45,868	27,594
Provision for long service leave	10,668	(9,540)	10,668	(9,540)"
Provision for doubtful debts	19,651	19,598	19,651	19,598

2000

SOCCER AUSTRALIA



PROFIT AND LOSS STATEMENT

for the year ended 30th September 2000

	Consolidated		Company	
	2000	1999	2000	1999
	\$	\$	\$	\$
Relocation expenses	—	13,629	—	13,629
Rent and Building costs	143,994	306,000	143,994	306,000
Repairs and maintenance	4,440	14,601	4,440	14,601
Salaries	1,159,615	774,750	1,159,615	774,750
Sports medicine supplies and testing	59,162	52,014	59,162	52,014
Staff selection costs	17,449	368	17,449	368
Staff training and welfare	2,809	3,614	2,809	3,614
State Distributions	280,541	305,935	280,541	305,935
Subscriptions	26,274	12,533	26,274	12,533
Superannuation contributions	176,984	136,261	176,984	136,261
Telephone and facsimile	275,507	226,320	275,507	226,320
Television production costs	133,160	112,794	133,160	112,794
Temporary staff	20,592	28,184	20,592	28,184
Traineeships	—	35,021	—	35,021
Travel, meals, accommodation and tour costs	4,299,024	3,362,367	4,299,024	3,362,367
Trophies and awards	10,658	7,363	10,658	7,363
Yearbook costs	12,250	12,850	12,250	12,850
	12,570,573	9,700,853	12,570,573	9,700,853
 Operating profit (loss) before income tax	 993,351	 1,382,861	 993,351	 1,382,861



AUSTRALIA vs PARAGUAY 2000

A U S T R A L I A

SOCCER AUSTRALIA LIMITED • ABN 86 008 540 770
LEVEL 3, 447 KENT STREET, SYDNEY NSW 2000 AUSTRALIA
TEL 02 9267 0799 FAX 02 9267 2559 www.socceraustralia.com.au

