

2 DAY  
LOAN  
ONLY



# AUSTRALIAN SOCCER FEDERATION

NATIONAL SPORT INFORMATION CENTRE  
AUSTRALIAN SPORTS COMMISSION  
LEVERRIER STREET  
BRUCE A.C.T. 2617  
AUSTRALIA

10 MAY 1989



## ANNUAL REPORT 1988

# TWENTY-SEVENTH ANNUAL GENERAL MEETING

## NOTICE OF MEETING

NOTICE IS HEREBY GIVEN that the TWENTY-SEVENTH ANNUAL GENERAL MEETING of Members of the AUSTRALIAN SOCCER FEDERATION will be held at the CAMPERDOWN TRAVELodge, MISSENDEN ROAD, CAMPERDOWN, NSW on FRIDAY 5th MAY 1989 commencing at 3.00 pm.

## ORDER OF BUSINESS

1. Confirmation of the Minutes of the Twenty-Sixth Annual General Meeting held on 29th July 1988.
2. To receive and consider for adoption the Twenty-Seventh Annual Report, Balance Sheet and accompanying statements for the period ended 31st December 1988.
3. To elect two (2) Vice-Chairmen for the ensuing year.
4. To elect Auditors for the ensuing year. The retiring Auditors, Billerwell, Powers and Smith, being eligible, offer themselves for re-election.
5. To receive and consider any additional reports.
6. Life Membership.
7. To transact any other business brought before the meeting by Notice of Motion.

BY ORDER OF THE EXECUTIVE COMMITTEE

Ian Brusasco AM  
CHAIRMAN

Alan J. Vessey  
GENERAL SECRETARY

31st March 1989

**TWENTY-SEVENTH  
ANNUAL  
REPORT**

**FINANCIAL STATEMENTS AND ACCOUNTS**  
**Period from 1st January to 31st December 1988**

**AUSTRALIAN SOCCER FEDERATION LIMITED**  
(Incorporated in the ACT)

Registered Office  
36-38 Clarence Street, Sydney, NSW 2000  
Telephone (02) 29 7025  
Cables "Football Sydney"  
Telex AA170512  
Fax (02) 29 6556


## OFFICE BEARERS 1988 SEASON

CHAIRMAN:	Mr Ian Brusasco AM
VICE-CHAIRMEN:	Mr C. Perkins AO Mr S. Papasavas OAM
HON VICE-CHAIRMEN:	Mr V. Tuting MBE; Mr L. Kelly Mr M. Weinstein AM, BEM
EXECUTIVE MEMBERS:	Mr V. Cilauro, Mr A. Kovac, Mr J. Constantine OAM, Mr G. Dick, Hon J. Williams BA, JP, MLC, Mr D. Williams, Mr J. Carapetis, Mr W. Dann, Mr R. Woods, Mr H. Dening Mr J. Dimtsis
HON TREASURER:	
NATIONAL SOCCER LEAGUE	
CHAIRMAN:	Mr S. Papasavas OAM
DEPUTY CHAIRMAN:	Mr A. Labbozzetta
GENERAL MANAGER:	Mr P. Russell
FOOTBALL ASSOCIATION	
COUNCIL REPRESENTATIVE	Sir David Hill-Wood
AUDITORS:	Billerwell, Powers & Smith
SOLICITORS:	David Landa, Stewart & Co.
BANKERS:	National Australia Bank
OFFICE:	1st Floor, 36-38 Clarence Street, SYDNEY, NSW 2000
CABLES & TELEGRAMS:	Football Sydney
TELEPHONE:	(02) 29 7025, (02) 29 4788
FACSIMILE:	(02) 29 6556

## LIFE MEMBERS

Mr Victor Tuting MBE	22.2.64	Mr Julius Re	15.3.70
Mr Theo Marmaras MBE	26.2.67	Mr Giacomo Bayutti OA	21.11.70
Mr Ian Brusasco AM	24.2.68	Mr Jim Connell	2.12.78
Mr Michael Weinstein AM, BEM	24.2.68	Sir Arthur George	5.12.81
Mr Thomas Grimson OA	30.3.69	Dr Brian Corrigan	10.4.87
Mr John Barclay	15.3.70	Mr Aulden Brown	10.4.87

# Chairman's Message



*Ian Brusasco AM*

An appropriate introduction to this address is to pay tribute to our former President Sir Arthur George and Executive Director Brian Emery. The present standing of the Australian National Team plus Youth and Under 16 teams are a direct reflection on their considerable contribution.

In terms of performance on the field, Australia has achieved its best year. In qualifying for the Seoul Olympics, preceded by an appearance in the final of the Bicentennial Gold Cup against Brazil, highlighted what can only be described as a successful year in football terms.

Our Youth Team failed by a single goal to reach the World Youth Championship Final in Saudi Arabia, but were forced to play under extraordinarily difficult conditions and, to their credit, almost achieved an impossible task. The need to eliminate similar qualification requirements on our Youth and Under 16 teams is high on the agenda of matters to address with the Oceania Football Federation.

The accounts, balance sheet and profit and loss account for the year ending 31st December 1988 have been distributed to members, and it is my intention to discuss in detail the accounts and notations.

In the short period that I have been your Chairman, the area of most concern has been the structure of the Australian Soccer Federation and its method of operation.

It is my firm belief that a reduced operating structure comprising the Chairman and Commissioners is by far the best means of achieving effective management of an organisation that must function in a manner similar to any successful business.

Australia's contribution and involvement in the Oceania Football Confederation is one that requires review, in particular the requirements of the Australian Soccer Federation in respect to conditions imposed on it when required to compete against a team from another continent or confederation. The concern is such that renewed discussion with our nearest neighbour, New Zealand, expressing a need for them to recognise that both nations must operate within a framework that protects their interests is, in my view, a priority.

There is no doubt the National Soccer League of Australia has contributed toward the present standing of the Australian Socceroos. Together they represent flagships of Australian soccer and whilst I am pleased with the direction in which the National Team is heading, I must record some concern about our League. The administration structure at club level is, in my opinion, an area requiring immediate review and change where necessary.

Most clubs are, in effect, operating businesses yet we find that quite a number do not provide on a full-time basis a General Secretariat, nor do they provide a Marketing Officer or Development Officer. It is that aspect in particular on which I express my concern as I believe if it were corrected, our National Soccer League would be even more beneficial to its Member Clubs and the Australian Soccer Federation.

We have witnessed outside the period of this report a change in direction in respect to sponsorship and television. I will, in greater detail, report on those matters during the meeting; in particular our association with the Victorian Health Promotion Foundation and ABC Television. May I also record my personal appreciation of the support given to me by the Media since my election as Chairman.

It has become quite apparent that a closer working relationship between sport and the Federal Government is essential if sport is to develop further in this country. We have been fortunate to have continued support from the Australian Sports Commission and the Australian Institute of Sport. Both serve important roles in our future operation and development and in that area we intend to work closely with both to achieve what is best for soccer in Australia.

Australian teams competing at an international level develop relationships beneficial to Australia. As they travel throughout the world they are recognised as excellent ambassadors for Australia.

Having said that, the funding of both that aspect and the National Coach, as apart from the National Director of Coaching, are matters I intend to pursue quite vigorously with the Federal Government.

The staging of the Bicentennial Gold Cup allowed Australia to prepare adequately for the Seoul Olympics but, more importantly, we emerged as a team capable of competing successfully at any level. On behalf of the Executive and Members of the Australian Soccer Federation, I record our sincere appreciation to the Bicentennial Authority and Australian Sports Sponsorship and Promotion Pty Ltd for their support that allowed the conduct of this event in the Bicentennial Year.

May I also record my appreciation to all concerned with the support given to me in the short term that I have held this position. It is my belief that, given the opportunity to make those changes that I believe are necessary, I can foresee the Australian Soccer Federation being sound in its structure and operating to the benefit of its Members and their Affiliates.

**Ian Brusasco AM**  
CHAIRMAN

# Annual Report 1988

## INTRODUCTION

This report reflects the period January 1–December 31 1988, a period in which our teams achieved new heights in terms of results against world class opposition.

It was also a time when leadership of the Australian Soccer Federation changed after years of guidance and development under Sir Arthur George, a time when the code has established a base of credibility on which it can further develop into the 1990s to achieve its ultimate aim of not only being of the largest footballing code in Australia, but also one held in the highest regard within and outside the world of football.

Such achievements are not possible without considerable support from a multitude of people and organisations. Their contribution whilst recorded, cannot be under-emphasised.

Our greatest asset are those who play this international football code and it is for them we organise and plan for their involvement and enjoyment, regardless of whatever level they choose to reach.

Whilst this report will primarily reflect involvement at international level, it does not forget or fail to note the contribution of the state federations and their respective affiliates which provide the important base essential for our continued development.

**Alan J. Vessey**  
GENERAL SECRETARY

## NATIONAL TEAMS

### *Australian Socceroos*

The Australian Socceroos had their most successful year when one looks at their results against world class opposition.

The early part of the year had our National Team successfully participating in qualifying matches in the Oceania region for the right to participate in the Olympic Football Tournament. That achievement alone demonstrated the considerable advances Australian Soccer has made in the past decade.

In conjunction with the Australian Bicentennial Authority, Australia hosted the Bicentennial Gold Cup. World champions, Argentina, together with Brazil and Asian champions, Saudi Arabia, gave Australia the opportunity to compete in an international tournament and in doing so prepare for Seoul.

To defeat Saudi Arabia and Argentina, giving Australia the right to meet Brazil in the final, was an achievement in itself. Whilst Australia were to lose to what some consider to be one of the finest teams in the world, the manner in which they competed was a credit to the players, officials and the code.

It proved to be the appropriate preparation for the Olympic Football Tournament with Australia defeating Yugoslavia and Saudi Arabia with a loss to Brazil. It was sufficient to advance to the second round where they met the USSR, the eventual Gold medallists.

It is significant that Australia's two losses were to the gold and silver medallists, yet, in losing, they were seen to be worthy opponents.

Whilst results outside the period of this report may take away some of the gloss, we should not fail to recognise the standing of our Australian National Team, aptly reflected in the attendance at the Sydney Football Stadium on April 16 1989.

### *Australian Youth Team*

Australia's Qualification Programme for the World Championships was planned contrary to the interest of our Youth Team.

Having played in Fiji where first or second was a requirement to play in Asia, the team was forced to travel to Syria to play against that nation plus Qatar and New Zealand.

The alteration to the playing dates plus the uncertainty of the Asian venue, provided Les Scheinflug with a most difficult task. This, coupled with injuries to key players, meant Australia had an almost impossible task to qualify for the World Youth Championships in Saudi Arabia 1989.

It is to the credit of the staff and players that Australia went within a single goal of achieving qualification and, whilst the Asian tournament is outside the period of this report, it would be remiss not to comment.

Details of qualification matches in Fiji and other preparatory matches form part of this report.

### *Talent Identification Scheme 1988*

The Talent Identification Scheme is crucial to future development of Australian Soccer at Youth level.

It provides the Australian Youth Coach with the opportunity to assess the best Youth players in Australia in one tournament.

The Championship standings for 1988 were:

1st: Victoria; 2nd: South Australia; 3rd: New South Wales; 4th: Queensland; 5th: Northern New South Wales; 6th: Tasmania; 7th: Australian Capital Territory; 8th: Western Australia

We acknowledge the contribution of the Australian Sports Commission and Australian Airlines in the staging of the Talent Identification Scheme incorporating the National Youth Championships.



## **Australian Socceroos — Match Details**

### **Sydney, January 10 1988**

Australia v IFK Gothenburg 0-1  
Friendly Match

Olver (Gibson), Savor (Tobin), Yankos, Dunn, Jennings, Davidson (Petersen), Wade, (Tapai), Crino, Farina, Arnold, Ollerenshaw (J. Mullen).

### **Melbourne, February 3 1988**

Australia v Dinamo Zagreb 1-1  
Friendly Match

Scorer: Arnold

Olver, Savor, Yankos, Tobin, Jennings, McDowall, Wade (Petersen), Crino, Farina, Arnold, J. Mullen (Vidmar).

### **Sydney, February 5 1988**

Australia v Dinamo Zagreb 3-1  
Friendly Match

Scorer: Kosmina (2) Farina

Olver, Davidson, Yankos, McDowall, Jennings, Peteren (McCulloch), Crino (Vidmar), Wade, Farina (Ollerenshaw), Arnold (Tapai), Kosmina.

### **Canberra, February 26 1988**

Australia v Taiwan 3-0  
Olympic Games Qualifying

Scorers: Arnold (2) Davidson

Olver, Savor, Yankos, McDowall, Davidson, Petersen, Crino, Wade, Farina, Kosmina, Arnold.

### **Melbourne March 6 1988**

Australia v Israel 2-0  
Olympic Games Qualifying

Scorers: Farina (2)

Olver, Savor, Yankos, McDowall, Davidson, Petersen, Crino, Wade, Farina, Arnold, Kosmina.

### **Adelaide March 9 1988**

Australia v Taiwan 3-2  
Olympic Games Qualifying

Scorers: Tobin, Crino, Patikas

Gibson, Davidson, Koczka, A. Hunter, Tobin, Petersen (Wade), Crino, McCulloch, Ollerenshaw (Farina), Patikas, Kosmina.

### **Sydney March 13 1988**

Australia v New Zealand 3-1  
Olympic Games Qualifying

Scorers: Crino, Farina, Patikas

Olver, Savor, Yankos, McDowall, Tobin (Jennings), Wade, Arnold, Crino, Farina, Kosmina, Patikas (Ollerenshaw).

### **Christchurch, NZ March 20 1988**

Australia v Israel 0-0  
Olympic Games Qualifying

Olver, Savor, Yankos, McDowall, Jennings, Wade, Arnold, Crino, Farina (Petersen), Kosmina (Patikas), Mitchell.

### **Wellington, NZ March 23 1988**

Australia v New Zealand 1-1  
Olympic Games Qualifying

Scorers: Farina

Olver, Savor, Yankos, A. Hunter, Jennings, Wade, Arnold (Patikas), Crino, Petersen, Kosmina (Farina), Mitchell.

### **Auckland, NZ March 27 1988**

Australia v Taiwan 3-0  
Olympic Games Qualifying

Scorers: Wade, Arnold, Farina

Olver, Savor, Yankos, Tobin, Jennings, Wade, Petersen (McCulloch), Crino, Arnold (Ollerenshaw), Kosmina, Farina.

### **Melbourne July 7 1988**

Australia v Brazil 0-1  
Gold Cup

Olver, Savor, Yankos, Dunn, Jennings, Wade, Davidson (Bozinoski), Crino, Arnold, Kosmina (Slater), Farina.

### **Sydney, July 9 1988**

Australia v Saudi Arabia 3-0  
Gold Cup

Scorers: Farina (2) Ollerenshaw

Olver, Savor, Yankos, Dunn, Jennings, Wade, Davidson, Crino, Arnold (Slater), Ollerenshaw, Farina (Bozinoski).

### **Sydney, July 14 1988**

Australia v Argentina 4-1  
Gold Cup

Scorers: Yankos (2), Wade, Bozinoski

Olver, Savor, Yankos, Dunn, Jennings, Wade, Davidson, Bozinoski, Arnold, Ollerenshaw, Farina.

### **Sydney, July 17 1988**

Australia v Brazil 0-2  
Gold Cup

Olver, Savor (Bozinoski), Yankos, Dunn, Jennings, Wade, Davidson, Crino, Arnold, Ollerenshaw, Farina (Slater).

### **Seoul, September 18 1988**

Australia v Yugoslavia 1-0  
Olympic Games Seoul

Scorers: Farina

Olver, Davidson, Yankos, Dunn, Jennings, Wade, Petersen, Crino, Arnold (Slater), Mitchell (Bozinoski), Farina.

### **Seoul, September 20 1988**

Australia v Brazil 0-3  
Olympic Games Seoul

Olver, Davidson, Yankos, Dunn (Van Egmond), Jennings, Wade, Petersen, Crino, Arnold, Mitchell, Farina (Slater).

**Seoul September 22 1988**Australia v Nigeria 1-0  
Olympic Games Seoul

Scorers: Kosmina

Olver, Davidson, Van Egmond, Yankos, Dunn (Koczka), Jennings, Wade, Crino, Arnold, Mitchell, Kosmina (Ollerenshaw).

**Seoul, September 25 1988**Australia v USSR 0-3  
Olympic Games Seoul

Olver, Davidson, Van Egmond, Yankos, Dunn, Jennings, Wade, Crino, Arnold, Mitchell, Farina.

**Dunedin, NZ October 12 1988**Australia v New Zealand 2-1  
Trans-Tasman Cup

Scorers: Crino, Ollerenshaw

Olver, Davidson, Van Egmond, Koczka, McDowall, Jennings, Wade, Crino, Arnold, Ollerenshaw, Spink (Postecoglou).

**Bendigo, October 16 1988**Australia v New Zealand 2-0  
Trans-Tasman Cup

Scorers: Spink (2)

Olver, Davidson, Van Egmond, Yankos, McDowall, Postecoglou (Jennings), Wade (Petersen), Crino, Arnold, Ollerenshaw, Spink.

**Nadi, November 20 1988**Australia v Fiji 0-1  
World Cup Qualifying

Olver, Van Egmond, McDowall, Yankos, Jennings, Davidson, Crino, Petersen (Palatsides), Arnold, Ollerenshaw, Spink (Maxwell).

**Newcastle, December 3 1988**Australia v Fiji 5-1  
World Cup Qualifying

Scorers: Yankos (2), Spink, Arnold, Trimboli

Olver, Davidson, Van Egmond, Yankos, Jennings, Polak (Trimboli), Crino, McDowall, Spink, Arnold, Ollerenshaw (Haniotis).

**Australian Youth Team — Match Details****Jakarta, August 5 1988**Australia v China 2-2  
Jakarta Tournament

Scorers: Horvat, Arambasic

Filan, Horvat, Bennett, Longo, Georgiakis, Slifakis, Murphy, Brazzale, Illic (Gibson), Arambasic, Markovski.

**Jakarta, August 7 1988**Australia v Indonesia B. 1-0  
Jakarta Tournament

Scorers: Arambasic

Giannasca, Horvat, Mills, Longo, Dickinson, Murphy, Sli Kas (Blagojevic), Brazzale, Arambasic, Markovski (Murray), Jee.

**Jakarta, August 9 1988**Australia v Thailand 0-0  
Jakarta Tournament

Scorers: Filan, Horvat, Bennett, Longo, Georgiakis, Murphy, Slifakis, Brazzale, Illic, Arambasic, Markovski (Jee).

**Jakarta, August 13 1988**Australia v Indonesia A. 1-0  
Jakarta Tournament

Scorers: Arambasic

Giannasca, Horvat, Mills, Longo, Dickinson, Murphy, Sli Kas (Blagojevic), Brazzale, Arambasic, Markovski (Murray), Jee.

**Jakarta, August 15 1988**Australia v China (Final) 0-1  
Jakarta Tournament

Filan, Horvat, Bennett, Longo, Georgiakis, Murphy, Slifakis, Brazzale (Blagojevic), Jee, Arambasic, Markovski (Murray).

**Suva, September 5 1988**Australia v Vanuatu 5-0  
WYC Cup Oceania Qualifying

Scorers: Arambasic (2), Markovski, Longo, Illic

Filan, Horvat, Bennett, Longo, Georgiakis, Murphy (Jee), Slifakis, Brazzale (Blagojevic), Illic, Arambasic, Markovski.

**Suva, September 6 1988**Australia v China Taipei 6-1  
WYC Cup Oceania Qualifying

Scorers: Arambasic (2), Jee (2), Markovski, Slifakis

Filan, Horvat, Gibson, Longo, Georgiakis (Dickinson), Slifakis, Blagojevic, Markovski, Illic, Arambasic (Murray), Jee.

**Suva, September 8 1988**Australia v Fiji (Semi-Final) 4-2  
WYC Cup Oceania Qualifying

Scorers: Jee (2), Illic, Blagojevic

Filan, Horvat, Bennett, Longo, Georgiakis, Slifakis, Blagojevic, Markovski, Illic, Arambasic (Murphy), Jee (Murray).

**Suva, September 10 1988**Australia v New Zealand (Final) 1-0  
WYC Cup Oceania Qualifying

Scorers: Illic

Giannasca, Horvat, Gibson, Longo, Georgiakis, Murphy, Blagojevic, Markovski (Brazzale), Illic, Arambasic (Murray), Jee.



## NATIONAL SOCCER LEAGUE OF AUSTRALIA

Wollongong City, in their promotion year, had outstanding success achieving an almost impossible dream of winning the Minor Premiership.

The final series proved one of the most successful staged by the National Soccer League with Marconi defeating Sydney Croatia in a magnificent grand final attended by more than 17,000 fans at the Parramatta Stadium.

The remaining major trophy for 1988, the National Soccer League's Beach Fashions Cup, was won by Apia Leichhardt.

Frank Farina, a key player with Marconi, was leading goalscorer in the National League, was voted the Players' Player by his peers, and was awarded the Oceania Footballer of the Year from votes within the Oceania region.

South Melbourne scooped the pool at the Rothman's Medal and National Soccer League Function, with Paul Wade being awarded the prestigious Rothman's Medal. Under 21 Player of the Year was awarded to his colleague Paul Trimboli, and Brian Garvey, Coach of South Melbourne, was awarded the Coach of the Year.

The League implements late in 1989 a change of season, the ultimate aim to have their season coinciding with Europe. State Federation competitions would remain thereby eliminating the competitiveness within the code which has, without doubt, affected both parties.

The policy of the Australian Soccer Federation is to market, in conjunction, the National League and the National Team as there is a belief that both are inter-related and must be jointly promoted as flagships of Australian Soccer.

### WEST END NATIONAL SOCCER LEAGUE

		PLD	W	D	L	FOR	AG	PTS
1.	Wollongong City	26	13	8	5	44	32	34
2.	Sydney Croatia	26	15	4	7	38	30	34
3.	South Melbourne	26	13	8	5	36	29	34
4.	Marconi	26	12	8	6	46	26	32
5.	Sydney Olympic	26	9	9	8	28	22	27
6.	Adelaide City	26	10	7	9	36	35	27
7.	Sunshine G.C.	26	11	5	10	38	39	27
8.	St George	26	10	6	10	41	35	26
9.	Melbourne Croatia	26	9	6	11	28	33	24
10.	Footscray	26	7	9	10	34	32	23
11.	APIA Leichhardt	26	8	7	11	28	35	23
12.	Preston Makedonia	26	5	12	9	29	35	22
13.	Brunswick Juventus	26	7	5	14	31	43	19
14.	Brisbane Lions	26	4	4	18	28	59	12

## AFFILIATED MEMBERS

### Australian Women's Soccer Association

This affiliate has continued to develop both locally and internationally. At a local level, major achievements have been a continued growth of women's soccer in schools, the affiliation of women's soccer in NSW with the NSW Soccer Federation and the success and growth of the National Championships at open age and Under 16 and 19.

New South Wales continued to dominate by securing the titles at all three levels. A further innovation was the introduction of over 30's soccer when an Australian Invitation XI defeated Northern NSW prior to the final of the Open Age Championship at Newcastle.

Internationally, the Youth Team participated in a National Training Program at the Australian Institute of Sport culminating in a drawn three match test series against the Australian School-girls. This was followed up by a defeat of Greater Massachusetts 2-1 in the first home International in July.

Australia competed in the Pilot World Cup in China where spectator support exceeded 25,000 at most games. Whilst Australia lost to both Norway and China, they were successful in defeating both Brazil and Thailand.

We congratulate Elaine Watson and Heather Reid, President and Executive Director respectively, on their association's continued development and success.

### Australian Junior Soccer Council

The Council continues to provide essential input toward the development of junior soccer, in particular the conduct of the National Titles.

To coincide with the Australian Bicentenary, all three age groups played in NSW — Under 13 at Marconi, Under 14 at Kareela, and Under 15 at Marrickville.

The results of the respective age groups were:-

- Under 13: Winner - NSW  
Runner-up - Victoria
- Under 14: Winner - NSW  
Runner-up - Victoria
- Under 15: Winner - NSW  
Runner-up - Queensland

Australian soccer's greatest asset is its youth and the Australian Junior Soccer Council will continue to play an important role in developing a sound base from which Australia can draw its many international players.

---

### **Australian Soccer Referees' Federation**

One of the most serious issues facing the Australian Soccer Referees' Federation is the continuing decline in membership.

It is a matter that must be addressed not only by the Referees' Organisations but the respective state federations who rely heavily on their membership for the control of matches under their jurisdiction.

Chris Bainbridge was appointed by FIFA to officiate at the Seoul Olympics. We extend our congratulations to Chris on that important appointment.

The list of FIFA Referees for 1988 were:

- C. Bainbridge
- D. Campbell
- B. Harwood
- R. Larene
- G. Power
- D. Monteverde

All were utilised in either World Cup qualifying matches or Oceania Youth Tournaments and the Bicentennial Gold Cup.

The Australian Soccer Referees' Federation in conjunction with the National Soccer League, continues to provide the newer members with the opportunity to officiate at the highest level within Australia.

It is important for that policy to continue remembering that FIFA regulations have more than half of those on the FIFA list retiring in the next five years.

It is also important to note the change in policy from FIFA where those named in 1989 are appointed for that year and are subject to assessment before further appointments on a yearly basis.

We place on record our appreciation to ASRF President, Dieter Klose, and General Secretary, Bill Jones, for their continued cooperation and support in this very important facet of football in Australia.



# Acknowledgements

---

## AUSTRALIAN SPORTS COMMISSION

The assistance given by the Australian Sports Commission is quite significant in monetary terms and in other assistance and advice. The close working relationship we have with the Commission personnel greatly assists this Federation in its operation.

Our appreciation, in particular to Dean Moore and Neil Richardson, is acknowledged.

## AUSTRALIAN INSTITUTE OF SPORT

Whilst there has been some reluctance in the past to utilise the facilities at the Australian Institute of Sport, there is no doubt its facilities should be used far more by our national teams.

The other important role of the Australian Institute is that concerned with the development of selected players under a scholarship arrangement.

Those players now participating at the highest level, either at club, national or international level, is testimony to the quality of the work of Ron Smith and Gary Cole.

The Australian Soccer Federation acknowledges the contribution of the Australian Institute of Sport toward the development of soccer in this country.

## FIFA

Australia is, by comparison, a small member of the FIFA family but nevertheless one that is developing and gaining stature. The assistance and contribution from FIFA toward that development cannot be under emphasised.

The advice and support from Joseph Blatter, FIFA General Secretary, and his staff is acknowledged and appreciated. The continued close working relationship with the World Organisation can only assist Australia in its future development.

## OCEANIA FOOTBALL CONFEDERATION

Australia is a member of the Oceania Football Confederation and as such has contributed to the development within that region.

It is becoming apparent that FIFA will eliminate in time direct access to any of its tournaments for that nation within Oceania that wins the qualifying group. Presently the Olympic and Under 16 Oceania Champions have direct access without further qualification.

Apart from those two competitions there will be a requirement to play a further qualifying series against Asia or South America in order to gain a place in the FIFA Final Tournament.

Accepting that as a real possibility, the Australian Soccer Federation must determine its policy and persuade those within Oceania that additional qualifying tournaments involving another Confederation should be on the basis of a home and away proposal at a time acceptable to the Member Association of the Oceania Football Confederation.

## THE AUSTRALIAN OLYMPIC FEDERATION

Australia's participation in the Seoul Olympics provided one of the highlights of a very successful year of competition for our National Team.

The support given to us by the Australian Olympic Federation contributed toward our performance and, in particular, we acknowledge the advice from Phil Coles and John Coates.

With Australia's re-emergence in the Olympic scene, the Australian Soccer Federation intend to pursue a far more active involvement in this area.

## COACHING AND SUPPORT STAFF

Soccer in this country has been fortunate in the quality of coaching and support staff available to our respective national teams.

Success naturally reflects on our Coaches — Frank Arok, National Senior Team; Les Scheinflug, National Youth Team; Vic Dalglish, National Under 16 Team, but all would readily agree the assistance from their coaching staff, physiotherapists, doctors and those responsible for the gear and other activities have contributed to the success we have enjoyed on the international scene.

## AUSTRALIAN MEDIA

The relationship between this code and the Australian Media has continued to improve.

There is a recognition by the Australian Soccer Federation of a need to work in an environment of mutual respect with all sections of the Australian media and, in that regard, there is a commitment from all concerned to achieve that aim.

The support from all sections of the media is acknowledged and appreciated.

## JOE MARSTON

The Australian Soccer Federation was pleased that former international, Joe Marston was recognised through his induction into the Hall of Fame.

Such recognition is a credit to a man who achieved international recognition both here and in the United Kingdom.

# General

## SPONSORSHIPS

### *Rothmans of Pall Mall*

The success of our Australian Socceroos is due largely to the support of the Australian Soccer Federation received from Rothmans.

Whilst there has since been a decision to move in another direction in respect to sponsorship of the Australian Socceroos, there is a need to recognise and acknowledge the past contribution of Rothmans.

### *Australian Airlines*

Australian Airlines' support of the Australian Soccer Federation continues, in particular the support of the National Youth Championships and the respective state federations plus the Australian Junior Soccer Council. This long association is valued and, in particular, the support from Ian Jamieson supported by the respective State Representatives of Australian Airlines is acknowledged and appreciated.

## OFFICIAL SUPPLIERS

### *Overseas Indents - Mitre*

Australian Soccer has a long association with the Mitre brand of football, used exclusively by the Australian Socceroos and many of the state federations.

To Scott Whittaker and the respective State Representatives associated with Mitre, we acknowledge and extend our appreciation for their support over many years.

### *Adidas*

Australian teams under the jurisdiction of the Australian Soccer Federation wear Adidas exclusively. As official suppliers, we acknowledge the contribution of Adidas and in particular that of Bob Lay and Jim Tansey. Our association is one of mutual benefit and all teams are proud to wear the Adidas product.

### *Travelodge*

As an official supplier to the Australian Soccer Federation, Travelodge have assisted in providing quality accommodation for our teams whether in Australia or in the South Pacific region.

Used exclusively by the Australian Soccer Federation, the Southern Pacific Hotels Corporation continues to provide excellent service, and we look to a continuation of this long association.

To Rod Cubit who coordinates our activities with Travelodge, we extend our appreciation.

## ROTHMANS SPORTS FOUNDATION

Eric Worthington has continued to work with the respective State and Regional Directors of Coaching. This year has seen the third highest number of coaches attending courses and the various levels.

Statistics available have 1,814 attending Level 1; 573 attending Level 2; 47 attending Level 3; with a combined total of 2,434.

The State Directors in the period to which this report refers were:

Queensland	- Bruce Stowell
NSW	- David Lee
Victoria	- Tim White
Western Australia	- John Ward
Northern NSW	- Ken Kaiser (Part-time)
ACT	- Steve Darby (Part-time)
Tasmania	- No present appointment
South Australia	- Mike Wells

Full-time Regional Directors of Coaching located in Queensland are:-

Gold Coast	- Jim Selby
Mackay	- Peter Kelly
Bundaberg	- Tony Buesenel
Brisbane	- Mai Bland
Townsville	- Andrew Bettell

Level 3 Courses were presented in Mackay, Newcastle, Melbourne, Canberra and the University of New England.

Two major National Courses were presented at the Australian Institute of Sport during the 1988-89 close season.

FIFA Instructor, Mr Terry Casey also conducted a FIFA/Coca-Cola Course designed for Youth Coaches. Some twenty-eight coaches working with elite players attended this course.

At this point there remains a grey area on the future involvement of the Rothmans Sports Foundation's support of the National Coaching Scheme. It is a matter on which future clarification is required after due consultation with all concerned.

## LICENSING PROGRAM

### *In Character Pty Ltd*

The Australian Soccer Federation and In Character Pty Ltd have entered into a three (3) year agreement where the company would act on behalf of the Australian Soccer Federation in arranging for licensing of various projects and other related matters on which income can be derived.

Whilst it has been a slow and, at times, difficult task, there is an increase in the amount of interest being shown which should be reflected in the latter half of this agreement.



## SOCCEROO APPEARANCES as at December 31st 1988

115: Peter WILSON	16: Alan WESTWATER	4: Bobby RUSSELL
102: John KOSMINA	16: Chris KALANTZIS	4: Billy ROGERS
100: Jimmy ROONEY	16: George BLUES	4: John ROBERTS
89: Afri ABONYI	15: Peter STONE	4: Angie POSTECOGLOU
81: Charlie YANKOS	14: Scott OLLERENSHAW	4: Jamie PATON
79: Graham JENNINGS	14: Alan MARNOCH	4: Danny MOULIS
72: Manfred SCHAEFER	14: Mike DENTON	4: Jim MILISAVLJEVIC
68: Alan DAVIDSON	14: Jim CANT	4: Sergio MELTA
66: Oscar CRINO	14: Arno BERTOINA	4: Ian HUNTER
62: John WARREN	13: Gary MAROCCHI	4: John GIACOMETTI
62: Adrian ALSTON	13: Pat HUGHES	4: Ted DeLYSTER
61: Frank FARINA	13: Martyn CROOK	4: Paul DEGNEY
61: Doug UTJESENOVIC	13: Geo CHRISTOPOULOS	4: Terry BUTLER
60: Ray RICHARDS	12: Andrew ZINNI	4: Vic BOZANIC
59: Ray BAARTZ	12: Nigel SHEPHERD	4: Jim ARMSTRONG
55: Peter OLLERTON	12: Mike O'SHEA	4: Alan AINSLIE
55: George HARRIS	12: Tommy CUMMING	3: Andy KOCZKA
55: Gary BYRNE	12: Archie BLUE	3: David ZEMAN
55: Col BENNETT	11: Dennis YAAGER	3: Brett WOODS
51: David RATCLIFFE	11: Les SCHEINFLUG	3: Cliff VAN BLERK
51: Tony HENDERSON	11: John ROCHE	3: John SPANOS
49: Murray BARNES	11: Steve HOGG	3: Joe RIZZOTTO
48: Graham ARNOLD	11: Anthony FRANKEN	3: Joe PICIOANE
47: Jeff OLVER	10: Dick VAN ALPHEN	3: Con OPASINIS
45: Dave HARDING	10: Roger ROMANOWICZ	3: Mark KOUSSASS
44: Billy VOJTEK	10: Alan HUNTER	3: Ian JOHNSTON
44: Steve O'CONNOR	10: Jim FRASER	3: Brendan GROSSE
44: John NYSKOHUS	9: Robbie SLATER	3: Ron GILES
43: Harry WILLIAMS	9: Robbie WHEATLEY	3: Anthony FRANKEN
43: Joe WATSON	9: John PERIN	3: Trevor EDWARDS
42: Ken MURPHY	9: Frank MICIC	3: Jean-Paul DeMARIGNY
41: Jim TANSEY	9: John COYNE	3: Duncan CUMMINGS
39: Paul WADE	9: Billy COOK	3: Mark BRUSASCO
39: Peter SHARNE	8: Danny WALSH	2: Aurelio VIDMAR
39: Allan MAHER	8: Billy RORKE	2: Mita STOJANOVIC
38: David MITCHELL	8: Atex ROBERTSON	2: John STEVENSON
38: Terry GREEDY	8: Jim PEARSON	2: Ian SOUNESS
38: Robbie DUNN	8: Alan NIVEN	2: Geoff SLEIGHT
38: Gary COLE	8: Kevin MULLEN	2: Joe SENKALSKI
37: Peter RASKOPOULOS	8: Jim CAMPBELL	2: Barry SAUSBURY
36: Phil O'CONNOR	8: Roy BLITZ	2: John RUSSELL
36: Agenor MUNIZ	8: Richie BELL	2: Mendo RISTOVSKI
35: Wally SAVOR	8: Yaka BANOVIC	2: Gary QUESTED
35: Jack REILLY	8: John ANDERSON	2: Buggy NYSKOHUS
35: Col CURRAN	7: Peter TREDINNICK	2: Herbert NINAUS
34: Mark JANKOVICS	7: Billy RICE	2: Joe MULLEN
34: Todd CLARKE	7: George NUTTALL	2: Bruce MORROW
33: Eddie KRNEVIC	7: Hammy McMEECHAN	2: Graham McKINNON
33: Ron CORRY	7: Ray LLOYD	2: John McDONALD
31: Joe WATKISS	7: Paul KAY	2: David LOWE
30: Branko BULJEVIC	7: John DOYLE	2: David KEDDIE
30: Stan ACKERLEY	7: Rod BROWN	2: Mike JURECKI
29: Marshall SOPER	6: Mike GIBSON	2: Steve HERCZEG
28: Jim PATIKAS	6: Dave TODD	2: Gery GOMEZ
26: Ivo PRSKALO	6: Willie RUTHERFORD	2: Seb GIAMPAOLO
26: Garry McDOWALL	6: Jim MUIR	2: Peter FUZES
25: Steve PERRY	6: Richard MIRANDA	2: Rene COLUSSO
25: Ken BODEN	6: Mike MICEVSKI	1: Steve CALDERAN
24: Greg WOODHOUSE	6: Gary MANUEL	1: Paul TRIMBOLI
24: Ernie CAMPBELL	6: Peter LEWIS	1: Jason POLAK
24: Steve BLAIR	6: Sandy IRVINE	1: Matt WOODS
23: Peter KATHOLOS	5: Charlie VILLANI	1: Brian TURNER
22: George KEITH	5: Alex TOBIN	1: Howard TREDINNICK
21: Zarko ODZAKOV	5: Ernie TAPAI	1: Russell STEWART
20: Tom McCULLOCH	5: Tony PEZZANO	1: Tom STANKOVIC
20: Tommy McCOLL	5: Steve MAXWELL	1: John SIMPSON
19: Max TOLSON	5: Grant LEE	1: Hilton SILVA
19: Ian GRAY	5: David JONES	1: Vic REYNOLDS
19: Charlie EGAN	5: Ray ILOTT	1: Jim REID
18: Mike PETERSEN	5: John DAVIES	1: Ray POCOOCK
18: John YZENDOORM	5: Doug BROWN	1: Eric PATTISON
18: John O'SHEA	5: Viado BOZINOSKI	1: Joe PALATSIDES
17: Theo SELEMIDIS	4: Warren SPINK	1: Theo PAAP
17: Bobby HOGG	4: Gary WILKINS	1: Eric NORMAN

1: Neil MORSON  
 1: Gary MEIER  
 1: Willie McGROTTY  
 1: Jim MALLOY  
 1: Ron LORD  
 1: John LITTLE  
 1: Peter LAUMETS  
 1: Sean LANE  
 1: Kaz KOWALEC  
 1: Henry KOLECKI  
 1: Steve KOKOSKA  
 1: Ross KELLY

1: John KARASPYROS  
 1: Kris KALIFATIDIS  
 1: Karl JAROS  
 1: Bruce JAMES  
 1: Lou IVANOFF  
 1: John IRESON  
 1: Savro IOZELLI  
 1: Audato IGLESIAS  
 1: Peter HRNCIR  
 1: Graham HONEYMAN  
 1: Doug HOLDEN  
 1: Don HODGSON

1: George HANIOTIS  
 1: Rudi GNAVI  
 1: Terry EATON  
 1: Dennis COLUSSO  
 1: Paul CARTER  
 1: Ricardo CAMPANA  
 1: Peter BOYLE  
 1: Brett BEVES  
 1: Stuart BAXTER  
 1: Leo BAUMGARTNER  
 1: Graham BARNETT  
 1: Jim ADAM

## AUSTRALIAN FULL INTERNATIONAL APPEARANCES as at December 31st 1988

60: Attil ABONYI  
 28: Stan ACKERLEY  
 2: Glen AHEARN  
 4: Alan AINSLIE  
 39: Adrian ALSTON  
 5: John ANDERSON  
 3: Jim ARMSTRONG  
 32: Graham ARNOLD  
 49: Ray BAARTZ  
 2: Yaka BANOVIC  
 31: Murray BARNES  
 2: Richie BELL  
 31: Col BENNETT  
 5: Arno BERTOIGNA  
 13: Steve BLAIR  
 5: Roy BLITZ  
 10: Archie BLUE  
 4: George BLUES  
 13: Ken BODEN  
 1: Peter BOYLE  
 1: Vic BOZANIC  
 5: Vlado BOZINOSKI  
 2: Rod BROWN  
 1: Mark BRUSASCO  
 22: Branko BULJEVIC  
 2: Terry BUTLER  
 35: Gary BYRNE  
 4: Jim CAMPBELL  
 15: Ernie CAMPBELL  
 6: Jim CANT  
 9: Geo CHRISTOPOULOS  
 20: Todd CLARKE  
 19: Gary COLE  
 1: Rene COLUSSO  
 7: Billy COOK  
 28: Ron CORRY  
 4: John COYNE  
 35: Oscar CRINO  
 9: Martyn CROOK  
 4: Tommy CUMMING  
 22: Col CURRAN  
 45: Alan DAVIDSON  
 1: John DAVIES  
 1: Paul DEGNEY  
 3: Ted DELYSTER  
 1: Jean-Paul DEMARIGNY  
 4: Mike DENTON  
 2: John DOYLE  
 25: Robbie DUNN  
 2: Charlie EGAN  
 30: Frank FARINA  
 8: Jim FRASER  
 3: John GIACOMETTI  
 1: Seb GIAMPAOLO  
 1: Mike GIBSON  
 3: Ron GILES  
 1: Rudi GNAVI  
 5: Ian GRAY  
 16: Terry GREEDY  
 1: George HANIOTIS  
 22: Dave HARDING

35: George HARRIS  
 27: Tony HENDERSON  
 2: Steve HERCZEG  
 13: Bobby HOGG  
 4: Steve HOGG  
 8: Pat HUGHES  
 7: Alan HUNTER  
 1: Ian HUNTER  
 4: Ray ILOTT  
 2: Sandy IRVINE  
 15: Mark JANKOVICS  
 43: Graham JENNINGS  
 3: Ian JOHNSTON  
 4: David JONES  
 7: Chris KALANTZIS  
 14: Peter KATHOLOS  
 2: Paul KAY  
 20: George KEITH  
 1: Ross KELLY  
 3: Andy KOCZKA  
 60: John KOSMINA  
 2: Mark KOUSSASS  
 18: Eddie KRNCVIC  
 2: Grant LEE  
 6: Ray LLOYD  
 31: Jim MacKAY  
 22: Allan MAHER  
 4: Gary MANUEL  
 14: Alan MARNOCCH  
 9: Gary MAROCCHI  
 2: Steve MAXWELL  
 19: Tommy McCOLL  
 3: Tom McCULLOCH  
 1: John McDONALD  
 16: Gary McDOWALL  
 6: Hammy McMEECHAN  
 1: Sergio MELTA  
 1: Mike MICEVSKI  
 8: Frank MICIC  
 26: David MITCHELL  
 1: Bruce MORROW  
 1: Danny MOULIS  
 5: Jim MUIR  
 3: Kevin MULLEN  
 19: Agenor MUNIZ  
 16: Ken MURPHY  
 8: Alan NIVEN  
 4: George NUTTALL  
 22: John NYSKOHUS  
 15: Steve O'CONNOR  
 20: Phil O'CONNOR  
 1: John O'SHEA  
 13: Zarko ODZAKOV  
 12: Scott OLLERENSHAW  
 31: Peter OLLERTON  
 33: Jeff OLVER  
 1: Joe PALATSIDES  
 10: Jim PATIKAS  
 2: Jamie PATON  
 4: Jim PEARSON  
 3: John PERIN

12: Steve PERRY  
 1: Jason POLAK  
 4: Angie POSTECOGLU  
 13: Ivo PRSKALO  
 15: Peter RASKOPOULOS  
 21: David RATCLIFFE  
 15: Jack REILLY  
 5: Billy RICE  
 32: Ray RICHARDS  
 1: Mendo RISTOVSKI  
 1: John ROBERTS  
 4: John ROCHE  
 2: Billy ROGERS  
 6: Roger ROMANOWICZ  
 57: Jimmy ROONEY  
 7: Billy RORKE  
 1: John RUSSELL  
 6: Willie RUTHERFORD  
 20: Wally SAVOR  
 50: Manfred SCHAEFER  
 6: Les SCHEINFLUG  
 7: Theo SELEMIDIS  
 1: Joe SENKALSKI  
 23: Peter SHARNE  
 7: Nigel SHEPHERD  
 5: Robbie SLATER  
 2: Geoff SLEIGHT  
 5: Marshall SOPER  
 1: John SPANOS  
 4: Warren SPINK  
 10: Peter STONE  
 19: Jim TANSEY  
 3: Alex TOBIN  
 3: Dave TODD  
 16: Max TOLSON  
 4: Peter TREDINNICK  
 1: Paul TRIMBOLI  
 36: Doug UTJESENOVIC  
 9: Dick VAN ALPHEN  
 2: Cliff VAN BLERK  
 7: Gary VAN EGMOND  
 1: Charlie VILLANI  
 31: Billy VOJTEK  
 29: Paul WADE  
 7: Danny WALSH  
 43: John WARREN  
 23: Joe WATKISS  
 17: Joe WATSON  
 15: Alan WESTWATER  
 5: Robbie WHEATLEY  
 3: Gary WILKINS  
 20: Harry WILLIAMS  
 64: Peter WILSON  
 11: Greg WOODHOUSE  
 2: Brett WOODS  
 2: Dennis YAAGER  
 45: Charlie YANKOS  
 13: John YZENDOORN  
 3: David ZEMAN  
 6: Andrew ZINNI



# Directors' Report

With respect to the results of the company for the financial year ended 31st December 1988 and the state of the company's affairs as at the end of that financial year, the Directors report that:

## DIRECTORS

The names and qualifications of the Directors of the company in office at the date of this report:

IAN BRUSASCO	Chairman
JOHN CONSTANTINE	President of the New South Wales Soccer Federation Limited.
CHARLES PERKINS	Vice-Chairman President of the Australian Capital Territory Soccer Federation.
VITO CILAURO	President of the Victorian Soccer Federation.
WALLACE DANN	President of the Queensland Soccer Federation.
JAMES CARAPATIS	Chairman of the South Australian Soccer Federation.
JOHN WILLIAMS	President of the Western Australian Soccer Federation.
VIC TUTING	President of the Tasmanian Soccer Federation.
DAVID WILLIAMS	President of the Northern New South Wales Soccer Federation.
SAM PAPASAVAS	Vice-Chairman Chairman of the West End National Soccer League.
GEORGE DICK	Vice-President of the New South Wales Soccer Federation.
PETER CRAWLEY	Vice-Chairman of the Victorian Soccer Federation.
ANTE KOVAC	Executive Member of the Victorian Soccer Federation.
GUIDO CANALE	Executive Member of the Queensland Soccer Federation.
ALEX KOSMINA	Executive Member of the South Australian Soccer Federation.

## PRINCIPAL ACTIVITIES

The principal continuing activities of the company in the course of the financial year were the fostering and control of the game of association football in the Commonwealth of Australia. No significant change in the nature of these activities occurred during the period.

## RESULTS

The net amount of loss of the company for the year was \$974,916.

## DIVIDEND

In accordance with the company's Memorandum And Articles of Association, no dividend shall be paid and no dividend has been paid during the financial year.

## REVIEW OF OPERATIONS

The period under review showed a deficit of income over expenses of \$569,916 before extraordinary items. The principal reason for the change of conditions is reflected in the costs associated with the level of international competition sustained by our national teams.

## STATE OF AFFAIRS

In the opinion of the Directors, there were no significant changes in the state of affairs of the company that occurred during the financial year under review not otherwise disclosed in this report and the accounts.

## EVENTS SUBSEQUENT TO BALANCE DATE

In the opinion of the Directors no matter or circumstance has arisen since the end of the financial year that has significantly affected or may significantly affect:-

- (i) the operations of the company;
- (ii) the results of those operations; or
- (iii) the state of affairs of the company,

in financial years subsequent to this financial year.


## LIKELY DEVELOPMENTS

The Australian Soccer Federation has received sponsorship on the National Team and National League from the Victorian Health Promotion Foundation and its agencies. The funding for the National Team is significantly higher than previously attained. An agreement between the ASF and ABC Television has been secured for the National League with a significant increase in funding available to the League.

## DIRECTORS' BENEFITS

No Director of the company has, since the end of the previous financial year, received or become entitled to receive a benefit other than a benefit included in the aggregate amount of emoluments received or due and receivable by Directors shown in the accounts, or the fixed salary of a full-time employee of the company or of a related corporation by reason of a contract made by the company in which he has a substantial financial interest.

For and on behalf of the Board in accordance with a resolution of the Directors dated 21st April 1989.

  
IAN BRUSASCO, Director  
JOHN CONSTANTINE, Director


## STATEMENT BY DIRECTORS

The attached accounts have been made out in accordance with applicable approved accounting standards.

In the opinion of the Directors —

- (a) the accompanying profit and loss account and balance sheet are drawn up so as to give a true and fair view of the results of the company for the year ended 31st December 1988 and of the state of affairs as at that date.
- (b) there are reasonable grounds to believe that the company will be able to pay its debts as and when they fall due.

Signed at Sydney in accordance with a resolution of the Directors on 21st April 1989.

  
IAN BRUSASCO, Director  
JOHN CONSTANTINE, Director

## AUDITOR'S REPORT

We have audited the accounts in accordance with Australian Auditing Standards.

In our opinion —

the accompanying accounts are properly drawn up in accordance with the provisions of the Companies (Australian Capital Territory) Code and so as to give a true and fair view of —

- (i) the state of affairs of the company at 31st December 1988 and of the results of the company for the year ended on that date; and
- (ii) the other matters required by Section 269 of that Code to be dealt with in the accounts;

and are in accordance with applicable approved accounting standards and Australian Accounting Standards.

BILLERWELL, POWERS & SMITH  
Chartered Accountants

GERARD JOHN BULTERS, Partner

SYDNEY: 21st April 1989

## BALANCE SHEET as at 31st December 1988

	1988 \$	1987 \$
<b>CURRENT ASSETS</b>		
Cash	1,473	45,967
Receivables	556,008	1,308,561
TOTAL CURRENT ASSETS	547,481	1,354,528
<b>NON-CURRENT ASSETS</b>		
Property, plant and equipment	26,176	20,151
TOTAL NON-CURRENT ASSETS	26,176	20,151
<b>TOTAL ASSETS</b>	583,657	1,374,679
<b>CURRENT LIABILITIES</b>		
Creditors and borrowings	1,172,706	1,297,891
Provision	307,709	7,086
TOTAL CURRENT LIABILITIES	1,480,415	1,304,977
<b>NON-CURRENT LIABILITIES</b>		
Creditors and borrowings	13,903	—
Provisions	—	5,447
TOTAL NON-CURRENT LIABILITIES	13,903	5,447
<b>TOTAL LIABILITIES</b>	1,494,318	1,310,424
<b>NET ASSETS</b>	(910,661)	64,255
<b>SHAREHOLDERS' EQUITY</b>		
Retained profits (Accumulated losses)	(910,661)	64,255
TOTAL SHAREHOLDERS' EQUITY	(910,661)	64,255

## PROFIT AND LOSS ACCOUNT for the year ended 31st December 1988

	1988 \$	1987 \$
Operating profit (loss)	(569,916)	57,732
Operating profit (loss) after income tax	(569,916)	57,732
Loss on extraordinary items	405,000	—
Loss on extraordinary items after income tax	405,000	—
Operating profit (loss) and extraordinary items after income tax	(974,916)	57,732
Retained profits at the beginning of the financial year	64,255	6,523
Total available for appropriation	(910,661)	64,255
Retained profits (accumulated losses) at the end of the financial year	(910,661)	64,255

*These accounts are to be read in conjunction with the accompanying notes which form part of the accounts.*

# NOTES TO AND FORMING PART OF THE ACCOUNTS

## for the year ended 31st December 1988

### SUMMARY OF SIGNIFICANT ACCOUNTING POLICIES

The accounts have been prepared in accordance with the accounting standards and disclosure requirements of the Australian accounting bodies, applicable Approved Accounting Standards, the provisions of Schedule 7 to the Companies (New South Wales) Regulations in force at 30th September 1987 and the requirements of law. They have been prepared on the basis of historical costs and do not take into account changing money values nor, except where stated, current valuations of non-current assets. Except where stated, the accounting policies have been consistently applied.

Set out below is a summary of the significant accounting policies adopted by the company in the preparation of the accounts.

#### **Depreciation of Fixed Assets**

Depreciation has been charged on fixed assets at rates assessed to match the cost of each of the assets over their economic life.

#### **Income Tax**

No provision for income tax has been made as the company is exempt in accordance with the terms of Section 23(g)(ii) of the Income Tax Assessment Act, 1936 as amended.

#### **Employee Benefits**

The amounts expected to be paid to employees for their pro-rata entitlement to long service, annual and sick leave are accrued annually at current pay rates having regard to experience of employees' departures and period of service.

#### **Leased Non-Current Assets**

A distinction is made between finance leases which effectively transfer from the lessor to the lessee substantially all the risks and benefits incidental to ownership of non-current assets and operating leases under which the lessor effectively retains all such risks and benefits. Where non-current assets are acquired by means of finance leases, the present value of minimum lease payments is established as an asset at the beginning of the lease term and amortised on a straight line basis over its expected economic life. A corresponding liability is also established and each lease payment is allocated between such liability and interest expense. Operating lease payments are charged to expense in the periods in which they are incurred.

#### **Industry and Geographical Segments**

The Company's activities are promotion of association football in Australia.

### OPERATING REVENUE

	1988	1987
	\$	\$
<b>Other Revenue</b>		
Affiliation fees	380,800	351,200
Advertising and special promotions	140,707	89,786
Interest received	15,924	23,433
Fines and appeals	12,150	11,800
Entry fees	8,000	—
Gate takings	388,446	130,421
Sundry income	8,538	31,832
Subsidies	63,333	—
Sponsorship	695,664	912,130
Television rights	42,000	—
Prize money	60,790	—
Government grants	117,000	115,000
Magazine and year book income	—	89,343
Net loss payable by competing clubs	—	229,966
Pools commission — Australia	61,327	68,197
Pools commission — PPA and other	331,145	310,143
Donations received	300,000	—
Proceeds from sale of non-current assets	11,148	—
	2,636,972	2,363,251
<b>Crediting:</b>		
Interest received		
— Other persons	15,924	23,433
Provision for long service leave	5,447	—
<b>Charging:</b>		
Amortisation of leased assets	8,527	—

## NOTES TO AND FORMING PART OF THE ACCOUNTS cont for the year ended 31st December 1988

	1988	1987
	\$	\$
Depreciation:	3,625	4,639
Interest paid		
— Other persons	92,979	78,099
Provision for holiday pay	623	1,400
Provision for long service leave		709
Provision for pools distribution	100,000	—
Abnormal items —		
Leasing prior period adjustment	3,086	—
Provision for pools distribution — prior years	200,000	—

### AUDITORS' REMUNERATION

Total amounts receivable by the auditors of the company for:

— Audit of the company's accounts	9,750	6,750
— Other services	20,947	13,413
	30,697	20,163

### EXTRAORDINARY ITEMS

The bad debt of \$405,000 represents part of an amount of \$550,000 owed by Australian Sports Sponsorship & Promotions Limited. The balance of \$145,000 will be repaid on 30th June 1990. To compensate for the \$405,000 the Arthur T. George Foundation Limited made a donation of \$300,000 to the Australian Sports Aid Foundation, with the preferred recipient being the Australian Soccer Federation. These funds were received by the Federation. ATG Holdings Pty Limited which is owed \$150,000 by the Federation has waived its rights to interest on the loan. At the time of repayment based on a commercial interest rate it represents a saving to the Federation of \$105,000.

Bad debts written off	405,000	—
	405,000	—

### CURRENT ASSETS

#### RECEIVABLES

Trade debtors	162,428	322,710
Other debtors	393,580	985,851
	556,008	1,308,561

### NON-CURRENT ASSETS

#### PROPERTY, PLANT AND EQUIPMENT

Plant and equipment — at cost	34,980	45,149
less: Accumulated depreciation	21,871	24,998
	13,109	20,151
Plant and equipment under lease	28,104	—
less: Accumulated amortisation	15,037	—
	13,067	—
Total plant and equipment	26,176	20,151
Total property, plant and equipment	63,084	45,149
less: Accumulated depreciation and amortisation	36,908	24,998
	26,176	20,151

**NOTES TO AND FORMING PART OF THE ACCOUNTS cont**  
for the year ended 31st December 1988

1988                      1987  
\$                              \$

**CURRENT LIABILITIES**

**CREDITORS AND BORROWINGS**

Bank overdrafts	645,616	870,274
Lease liabilities	5,897	—
Other creditors	371,194	277,617
Other loans	149,999	150,000
	1,172,706	1,297,891

**PROVISIONS**

Employee entitlements	7,709	7,086
Other	300,000	—
	307,709	7,086

**NON-CURRENT LIABILITIES**

**CREDITORS AND BORROWINGS**

Lease liabilities	13,903	—
	13,903	—

**PROVISIONS**

Employee entitlements	—	5,447
	—	5,447

**COMMITMENTS FOR EXPENDITURE**

**LEASE AND HIRE EXPENDITURE**

Aggregate lease and hire expenditure contracted for at balance date but not provided for:

	24,536	—
--	--------	---

Lease and hire commitments are divided into the following types:

**Finance leases:**

— not later than one year	9,307	—
— later than one year but not later than two years	12,319	—
— later than two years but not later than five years	2,910	—

total minimum lease payments	24,536	—
Future finance charges	(4,736)	—

Lease liability	19,800	—
-----------------	--------	---

Current liability	5,897	—
Non-current liability	13,903	—

	19,800	—
--	--------	---



# STATEMENT OF SOURCES AND APPLICATIONS OF FUNDS

## 31st December 1988

	1988 \$	1987 \$
<b>SOURCES OF FUNDS</b>		
<b>FUNDS FROM OPERATIONS</b>		
Inflows of funds from operations		
Other Revenue		
Proceeds from sale of non-current assets	11,148	—
Other	2,625,824	2,363,251
	2,636,972	2,363,251
less: Outflows of funds from operations	2,883,552	2,298,771
	(246,580)	64,480
Inflow/(outflow) of funds from extraordinary item		
Bad debts written off	(405,000)	—
	(651,580)	64,480
<b>REDUCTION IN ASSETS</b>		
Current assets		
Cash at bank — ASF	44,494	—
Trade debtors	155,421	16,833
Other receivables	592,271	—
	792,186	16,833
<b>INCREASE IN LIABILITIES</b>		
Current liabilities		
Bank overdraft — ASF	—	692,183
Lease liabilities	5,897	—
Other	93,577	—
	99,474	692,183
Non-current liabilities		
Lease liabilities	13,903	—
	13,903	—
	905,563	709,016
Total sources of funds	253,983	773,496
<b>APPLICATION OF FUNDS</b>		
<b>INCREASE IN ASSETS</b>		
Current assets		
Cash at bank — ASF	—	45,537
Cash on hand	—	150
Other receivables	—	475,686
	—	521,373
Non-current assets		
Cost of plant & equipment acquired	29,325	1,785
	29,325	1,785
<b>REDUCTION IN LIABILITIES</b>		
Current liabilities		
Bank overdraft — ASF	224,658	—
Other	—	250,338
	224,658	250,338
Total application of funds	253,983	773,496

*These accounts are to be read in conjunction with the accompanying notes which form part of the accounts.*



## STATEMENT OF SOURCES AND APPLICATIONS OF FUNDS

### 31st December 1988

	1988	1987
	\$	\$
Reconciliation of funds flow with operating result		
Funds from operations	(246,579)	64,480
<i>less:</i>		
Proceeds from sale of non-current assets	11,148	—
Depreciation	3,625	4,639
Provision for holiday pay	623	1,400
Provision for long service leave	(5,447)	709
Provision for pools distribution	100,000	—
Amortisation of leased assets	8,527	—
Bad debts	4,861	—
Provision for pools distribution — prior years	200,000	—
	323,337	6,748
Operating profit (loss)	(569,916)	57,732

*These accounts are to be read in conjunction with the accompanying notes which form part of the accounts.*

## ADDITIONAL INFORMATION

The Detailed Profit and Loss Account for the year ended 31st December 1988 has been prepared from accounting and other records of the Company and has been subject to the tests and other auditing procedures applied in our examinations of the financial statements for the year ended 31st December 1988.

This Detailed Profit and Loss Account does not form part of the Balance Sheet and Profit and Loss Account in respect of the year ended 31st December 1988 referred to in our report to members, and we do not express an audit opinion thereon.

.....  
**BILLERWELL, POWERS & SMITH**  
Chartered Accountants

SYDNEY: 21st April 1989

## PROFIT AND LOSS ACCOUNT

for the year ended 31st December 1988

	1988	1987
	\$	\$
<b>INCOME</b>		
Affiliation fees	380,800	351,200
Advertising and special promotions	140,707	89,786
Interest received	15,924	23,433
Fines and appeals	12,150	11,800
Entry fees	8,000	—
Gate takings	388,446	130,421
Sundry income	8,538	31,832
Subsidies	63,333	—
Sponsorship	695,664	912,130
Television rights	42,000	—
Prize money	60,790	—
Government grants	117,000	115,000
Magazine and year book income	—	89,343
Net loss payable by competing clubs	—	229,966
Pools commission — Australia	61,327	68,197
Pools commission — PPA and other	331,145	310,143
Donations received	300,000	—
	2,625,824	2,363,251
<i>less:</i>		
<b>EXPENSES</b>		
Advertising	26,529	202,227
Accommodation	4,936	37,427
Amortisation of leased assets	8,527	—
Airfares	858,362	570,337
Auditors' remuneration	30,697	20,163
Bad debts	4,861	—
Bank charges	10,487	7,637
Consultancy fees	82,726	129,708
Depreciation	3,625	4,639
Donations	500	500
Electricity	1,448	1,258
Employees' amenities	1,105	410
Filing fees	150	—
Fines	17,680	—
Freight and cartage	3,323	9,120
Former national team preparation — 1985	—	29,667
Fringe benefits tax	4,658	4,010
General expenses	102,984	58,045
Hire of grounds	5,000	—
Hire of plant and equipment	3,531	3,579
Insurance	20,091	28,592
Interest paid	92,979	78,099
Insurance compensation claim	10,000	—
Leasing charges	2,301	9,416
Legal costs	1,823	1,223
Magazine and year book costs	2,401	111,996
Match expenses	29,822	27,531
Meals and accommodation	348,103	97,589
Meals and accommodation — executive and directors	—	6,328
Meals and accommodation — general meetings	3,851	26,999
Meals and accommodation — sub-committee meetings	—	926
Motor vehicle expenses	7,779	9,941
National coaching scheme	(2,428)	—
National junior championships	538	4,209
Net surplus payable to competing clubs	91,352	—
Players' allowance	45,681	—
Postage	10,817	14,973
Press clipping service	4,816	3,834
Presentations	32,962	44,041
Printing and stationery	20,892	34,089
Prize money	140,979	112,480

## PROFIT AND LOSS ACCOUNT

for the year ended 31st December 1988

	1988	1987
	\$	\$
Programme costs	13,092	—
Provision for holiday pay	623	1,400
Provision for long service leave	(5,447)	709
Provision for pools distribution	100,000	—
Recording fees — Pools	2,950	2,550
Relocation expenses	3,824	—
Rent	56,094	44,705
Repairs and maintenance	4,395	1,920
Salaries	585,672	438,278
Scholarship — ANZ	—	4,865
Sponsorship and promotion costs	31,829	26,451
Staff selection	8,220	1,173
Staff allowances	20,555	—
Subscriptions	563	3,966
Surface travel	85,835	40,999
Superannuation contributions	3,351	3,029
Telephone	18,616	15,442
Travelling expenses — executive and directors' meetings	6,985	17,307
Travelling expenses — sub-committees meetings	—	3,480
Travelling expenses — FIFA and Oceania meetings	—	1,115
Travelling and entertainment expenses	19,609	7,137
Leasing prior period adjustment	3,086	—
Provision for pools distribution — prior years	200,000	—
	3,195,740	2,305,519
<b>OPERATING PROFIT (LOSS) before Income Tax</b>	<b>(569,916)</b>	<b>57,732</b>