

2 DAY  
LOAN  
ONLY

# AUSTRALIAN SOCCER FEDERATION



## 1986 ANNUAL REPORT

INFORMATION CENTRE  
AUSTRALIAN INSTITUTE OF SPORT  
LEVERRIER STREET  
BRUCE A.C.T. 2617  
AUSTRALIA

**25th  
ANNUAL REPORT**

**FINANCIAL STATEMENTS AND ACCOUNTS**  
**Period from 31st August, 1985 to 31st Dec. 1986**

**AUSTRALIAN SOCCER FEDERATION LIMITED**

(Incorporated in the A.C.T.)

Registered Office,  
36-38 Clarence Street,  
Sydney, N.S.W. 2000

Telephone: 29 7025,

Cables: "Football Sydney"

Telex: AA70512

Fax: (02) 29 6556

## TWENTY FIFTH ANNUAL GENERAL MEETING

### NOTICE OF MEETING

NOTICE IS HEREBY GIVEN that the TWENTY FIFTH ANNUAL GENERAL MEETING of Members of the AUSTRALIAN SOCCER FEDERATION will be held at the CAMPERDOWN TRAVELODGE, MISSENDEN ROAD, CAMPERDOWN, N.S.W. on FRIDAY 10TH APRIL 1987 commencing at 2.00 p.m in the BLIGH ROOM.

### ORDER OF BUSINESS

1. Confirmation of the Minutes of the Twenty Fourth Annual General Meeting held on the 1st November 1985.
2. To receive and consider for adoption the Twenty Fifth Annual Report, Balance Sheet and accompanying statements for the period ended December 31st, 1986.
3. To elect two (2) Vice-Presidents for the ensuing year.
4. To elect Auditors for the ensuing year. The retiring Auditors, Billerwell, Powers and Smith, being eligible, offer themselves for re-election.
5. To receive and consider any additional reports.
6. To consider the Nomination of Dr. Brian Corrigan A.M. as a Life Member of this Federation.
7. To transact any other business brought before the meeting by Notice of Motion.

BY ORDER OF THE EXECUTIVE COMMITTEE

Sir Arthur George  
President

Brian Emery  
Executive Director

Dated 10th March, 1987 \_\_\_\_\_

## OFFICE BEARERS 1986 SEASON

President:	Sir Arthur George
Vice-President:	Ald. I. Brusasco, Mr. M. Weinstein BEM, OA.
Hon. Vice-President:	Mr. V. Tuting MBE, Hon. L. Kelly MLA
Executive Members:	Messrs. J. Carapetis, R. Grylls, J. Lacerenza, R. Woods, G. Dick, D. Williams, J. Branov, H. Croft J. Constantine
Executive Director:	Mr. B. Emery
Honorary Treasurer:	Mr. R. Grylls
Chairman National League:	Mr. S. Papsavas OAM
Deputy Chairman:	Mr. A. Labbozzetta
Executive Director of National League:	Mr. S. Kasmaz
Football Association Council Representative:	Sir David Hill-Wood
Auditors:	Billerwell, Powers & Smith
Solicitors:	David Landa, Stewart & Co.
Bankers:	Westpac Banking Corporation
Registered Office:	1st Floor, 36-38 Clarence Street., Sydney N.S.W.
Cables & Telegrams:	Football Sydney
Telephone:	29 7025, 29 4788
Telex:	AA170512 Soccer
Fax:	(02) 29 6556

## LIFE MEMBERS

Mr. Victor Tuting MBE	22.2.64	Mr. John Barclay	15.3.70
Mr. Theo Marmaras MBE	26.2.67	Mr. Julius Re	15.3.70
Alderman Ian Brusasco	24.2.68	Mr. Giacomo Bayutti AO	21.11.70
Mr. Michael Weinstein BEM OA	24.2.68	Mr. Jim Connell	2.12.78
Mr Thomas Grimson OA	30.3.69	Sir Arthur George	5.12.81



## THE PRESIDENT'S ADDRESS



*Sir Arthur George*

The accounts balance sheet and profit and loss account for the year for the period ending the 31st December 1986 has been distributed to members and it will be noted that the accumulated reserves has been reduced from \$41,735 to \$6,523. The Federation continues to suffer from the lack of equity and will continue to do so until the Bicentennial Gold Cup payments commence to be received, which will be in the first half of 1988. The last payment being due on the 1st June 1988. At that stage the Federation should be in a good liquid position and solid foundation to its finances.

The budget for the end of 1988 provides for a surplus of funds of \$500,000 and, although this is subject to variations because of the large scale involvement of the Federation in International competitions, it should be obtainable. A solid base of repetitive income has been established from Australian Pools, England Pools, Ampol, Winfield, Adidas, Mitre and SBS. This provides a sound basis for the sport as soon as the current liquidity problems are eliminated.

The Federation is currently involved in four (4) International FIFA competitions. The Under 16, World Tournament for which we have again qualified will be played in Canada in July and the World Youth Championship for which we have also qualified and will be played in Chile, in October of this year. The Olympic qualifying matches and if successful the Olympic Games in 1988, and the World Cup, every four years. Given that the Under 16 and the Youth Competitions are bi-annual, this means that in every four (4) year period, there are six (6) international events in which the Federation must compete if the standard of soccer in this country is to improve.

The Under 16 team is now rated by FIFA as seventh in the World and Youth Team as thirteenth in the world. The problems for the National Team arise when we speak of our World Cup effort, principally because we then competed against full time professionals.

Members will recollect the tremendous form of the Australian team against Scotland and in my opinion this is about as higher a standard as one can expect from part-time players.

If the Winfield Soccerroos are to perform better in the World Cup it must either arrange to play in a more equitable grouping, which is now difficult to foresee or the clubs and, or the Federation must consider some proposal for full time professionalism for at least a selected number of players.

The National Team's sponsorship by Winfield will improve the performance of the National Team and I must express, publicly my private thanks already communicated to Winfield and its Executives for the wonderful assistance they have given, to enable the National team to adequately prepare for the coming matches in the World Cup elimination series.

The National League commences this year with a new format which has not met with the universal approval of soccer follows because of the absence of a Queensland team and the elimination of teams from Newcastle, Wollongong and the A.C.T. On the other hand the League is to be congratulated on the more professional approach that it has taken to marketing. This has resulted in increased sponsorship from West End, Beachwear Fashions and numerous official suppliers and minor sponsors. The move by the League to play in improved facilities is gratifying. It appears that the League's new television arrangements will also give greater exposure to the game.

Our thanks are also due to the Australian Sports Commission for the funding that is providing for the sport and is helping to meet our ever increasing costs, particularly in the development and talent Identification area.

On behalf of the Executive I would like to thank the many companies and organisations who support sections of our code, and they have been itemised within the body of this report.

Since my last report, Her Majesty in her Australian Honours list has thought fit to honour a number of members of the Federation, or associated with it, namely Dr B. Corrigan, John Constantine, Charles Perkins and Alan Davidson and I would like to place on record the Executive's congratulations to the members so honoured.

The Federation looks forward with confidence to the performance of the Under 16 Team in Canada and the National Youth Team in Chile. That confidence extends to the Olympic Games Elimination Series and I am sure all soccer followers will be bitterly disappointed if we do not qualify to play in the Olympic Games to be held in Korea in September 1988. The National Teams preparation will continue within the limits of our financial resources to enable us to play in the qualifying matches for the World Cup to be played in Italy in 1990.

On the Junior level the number of players continue to grow, with over 449 000 players registered in Junior Clubs, School Teams, Universities and Greater Public Schools, throughout Australia. In Sydney for instance we now have the situation where Scotts College is having trouble finding a ground.

The N.S.W. Government is to be congratulated for the provision of a first class football ground at Parramatta and in respect for its plans for the new Sports Ground and soccer will avail itself of both these grounds for all its international matches in Sydney.

There has been some criticism in part of the press about the National Coaching Scheme and the dominance of the number of English coaches that have been employed as State Directors and Regional Coaches. The fact is that all these positions were advertised and it should be remembered that they require not only soccer skill but the ability to communicate and to teach. The fact is that since its inception the ASF coaching scheme funded in so far as the director of coaching is concerned by the Rothmans Sports Foundation, has produced in excess of 25 000 coaches over 3 levels. This has enabled coaches to be available in nearly all primary, secondary and tertiary educational facilities and laid the foundation for the success of the Under 16 and the National Youth teams for the large number of juniors that are coming forward into the National League Clubs thus, negating the necessity for the continued importation which was so much part of the soccer scene in the early years after I became President.

I would like to thank the executive members for the time and expertise they have devoted to the Federation and to the staff who have been only too willing to assist at all times. Our thanks are due, particularly to the Executive Director, Mr Brian Emery, who is to be congratulated on his appointments, that have been made up by FIFA, to the FIFA Secretariat for the World Cup, a FIFA Instructor on administrative matters and a member of the FIFA panel of experts for Competition organisation:


His election as the "Administrator of the Year" by the Australian Confederation of Sport is an indication of the respect in which our codes administration is held by the other National Sporting Organisations within Australia.

A separate announcement will be made shortly about the forthcoming Bicentennial Gold Cup, which will be an exciting international event and will raise the level of support for soccer in this country and by virtue of wide spread television arrangements bring Australian soccer to the attention of a large number of viewers throughout the soccer world.

Arthur T. George  
President



## INTRODUCTION



*Brian Emery*  
*Executive Director*

This report, upon the activities of the Australian Soccer Federation for the period 1st September 1985 to 31st December 1986, is prepared by the Executive Director on behalf of the Executive Committee, for the consideration of the members.

The Executive determined to alter the financial year and hence the football reporting year from the 31st August of each year. This adjustment has been made owing to the ever increasing number of international events conducted after the 31st August of each year. As a result, all future Annual Reports will be based upon the calendar year.

This report has been compiled to cover the following items: —

- 1986 World Cup Campaign
- Australian/China Ampol Cup 1985 and 1986
- National Youth Team
- Winfield Trans-Tasman Challenge
- National Under 16 Team
- Czechoslovakian Tour
- Olympic Airways National Soccer League
- Rothmans National Coaching Scheme
- Oceania Coaching Academies
- Australian Sports Commission
- National Junior Council
- Australian Soccer Referees Association
- Australian Women's Soccer Association
- Australian Deaf Soccer Federation
- Sponsors and Officials Suppliers
- Oceania Confederation
- FIFA World Cup Mexico 1986
- Australian Institute of Sport
- Financial Report
- Playing Records



## THE WINFIELD SOCCEROOS — 1986 WORLD CUP CAMPAIGN

So close and yet so far. On the 3rd September, 1985 the Oceania/Israel group commenced playing to qualify for the 1986 World Cup.

### OCEANIA/ISRAEL

Ist Round	(League System)			Referee
3. 9.85	Tel Aviv	Israel v. Chinese Taipei	6.0 (3.0)	M. Salomir, Romania
8. 9.85	Tel Aviv	Chinese Taipei v. Israel	0.5 (0.2)	I. Igna, Romania
21. 9.85	Auckland	New Zealand v. Australia	0.0 (0.0)	K. Hackett, England
5.10.85	Auckland	N. Zealand v. Chin. Taipei	5.1 (3.1)	C. Bambridge, Australia
8.10.85	Tel Aviv	Israel v. Australia	1.2 (0.0)	L. Angolin, Italy
12.10.85	Christchurch	Chin. Taipei v. N. Zealand	0.5 (0.2)	D. Campbell, Australia
20.10.85	Melbourne	Australia v. Israel	1.1 (1.0)	J. Rosa dos Santos, Portugal
23.10.85	Adelaide	Australia v. Chin. Taipei	7.0 (2.0)	J.W. Cameron, N. Zealand
26.10.85	Auckland	New Zealand v. Israel	3.1 (2.1)	E. Mulder, Netherlands
27.10.85	Sydney	Chin. Taipei v. Australia	0.8 (0.1)	W.K. Munro, New Zealand
3.11.85	Sydney	Australia v. New Zealand	2.0 (1.0)	G.J.M. Geurds, Netherlands
10.11.85	Tel Aviv	Israel v. New Zealand	3.0 (0.0)	D. Pauly, Germany FR


1.	Australia	6	4	2	0	20.2	10
2.	Israel	6	3	1	2	17.6	7
3.	New Zealand	6	3	1	2	13.7	7
4.	Chinese Taipei	6	0	0	6	13.6	0
		24	10	4	10	51.51	24

### 2nd Round (Cup System)

Home-and-away matches between the winner of the Oceania group and the runner-up of Europe Group 7-Scotland.

20.11.85	Glasgow	Scotland v. Australia	2.0 (0.0)	V. Christov, Czechoslovakia
4.12.85	Melbourne	Australia v. Scotland	0.0	J. Ramiz Wright, Brazil





*ASF Officials left to right: Vice-President Michael Weinstein, President Sir Arthur George, Winfield's Australian Operations Director John Devine, and ASF Senior Vice-President Ian Brusasco.*

Australia won the first round elimination series against Israel, New Zealand and Chinese Taipei. However in the second round Australia was drawn with the runner up of Europe - Group 7. This involved playing Scotland on a home and away basis. Where as Australia were lucky to hold Scotland to Two - Nil in Glasgow, Australia were just as unlucky to be kept to a Nil all draw in the return game played in Melbourne.

This was without doubt the best prepared Australian team entered in a World Cup and the players should be congratulated for their great performance. It is not possible to thank the many members of the "off the field team" involved in this preparation.

One aspect that must be taken into consideration for future World Cup commitments is the high cost of bringing European and South American Referees and Linesman to Australia. Referees and Linesman participated from Romania, England, Italy, Portugal, Netherlands, Germany FR, Czechoslovakia and Brazil. Over \$112,000 was involved by Australia alone for the costs associated with the Referees and Linesman in the series. Consideration should be given to the appointment of referees from Oceania. No other Confederation imports Referees from other Confederations for their World Cup Elimination fixtures.



## CHINA — AUSTRALIA AMPOL CUP 1985-1986

This report covers a period that involves two China — Australia Ampol Cups. The last Annual Report covered the 1984 Ampol Cup played in China. The 1985 one was played in Australia and the 1986 again in China.

I would like to take this opportunity to sincerely thank Ampol in assisting us to promote better relations with the Chinese Football Association and also for assisting us in preparing our team by playing in these fixtures against such good opposition.

Mr. E.A. Harris enjoys the "old friendship status" with both China and The Australian Soccer Federation. I am sure that the reports from the 1986 tour of China have further confirmed that sporting endeavours and the players in particular are some of the best ambassadors that Australia can send to any country.

The names of the players participating and the results of the 1985 and 1986 China — Australia Ampol Cup teams are as listed in appendix No. 1.



## WINFIELD TRANS-TASMAN CUP

1986 saw the inauguration of this long overdue competition, to be conducted on an annual basis, between Australia and New Zealand. Winfield assisted with the donation of the trophy and also with the promotion of both games. This home and away series is long overdue and I'm sure we'll assist the preparation of both national teams for future Olympic and World Cup games. It is more pleasing to report the fact that Australia won at the inaugural Winfield Trans Tasman Cup.

I take this opportunity on behalf of the Executive to sincerely thank Ian Kleeman of the Winfield Company for his assistance in the preparations of instituting the competition.

Arrangements for the 1987 Winfield Trans Tasman Cup fixtures are being organised at this stage. It is essential that this competition be played during the football season of both countries.



## WORLD YOUTH CUP

The last World Youth Cup competition was conducted in Russia in August 1985 and as such was covered in the last Annual Report. The 1987 World Cup Squad was selected at the Talent Identification Scheme conducted with the assistance of the Australian Sports Commission.

This squad was entered into the Queens Cup conducted in Bangkok. It was determined that the best possible preparation for the team would be to participate in a Senior International event. The results of the games played are as listed in appendix no. 1.

The elimination series for the '87 World Youth Cup was played in New Zealand in January 1987. The team was successful in winning this series and has qualified to play in Chile for the 1987 World Youth Cup.

Australia has an exceptional record in World Youth Cup's and is now rated 13th in the world amongst all countries within FIFA. This is a great step forward and is a strong indication of the success of the Youth Development Scheme initiated in 1979. If in 1979 The Australian Soccer Federation boasted that the Talent Identification Scheme and the Youth Development Scheme would result in Australia beating the World Youth Champions Argentina drawing with England and Brazil, defeating Mexico and European Champions Scotland within the next five years most people would have said the ASF were far too ambitious. However all this has been achieved since 1981.

We should not become complacent and expect to qualify for all World Youth Cup's, as a matter of right. Financial restrictions are making it harder to prepare a team to reach the finals. The Youth team only plays at home once every eight years and as such sponsorship is very difficult to obtain for this product. The Australian Sports Commission assists with the Talent Identification Scheme and contribute towards the preparation of the final squad. Where as it is a natural ambition to win the World Youth Cup maybe the number of youth players coming through to the Winfield Socceroos is an indication of our stage of development, in 1986.

## AUSTRALIAN SOCCER FEDERATION AWARDS

The Executive Committee elected an Awards Committee to determine the criteria for the presentation of Awards by The Australian Soccer Federation to players and officials who have rendered meritorious service to Australian soccer.

The Awards Committee determined that a special award should be struck, to commemorate the 25 years of the Australian Soccer Federation, for all players who have represented Australia on more than ten occasions in full International fixtures. These awards have been graded into gold, silver and bronze depending upon the number of games played. The Committee also considered that officials who have spent twenty years or more on the Australian Soccer Federation Executive should also be recognised by the presentation of a special award.

During 1987 the State Federations will be asked to make these presentations at an appropriate function on behalf of the Australian Soccer Federation.

## AUSTRALIAN UNDER 16 TEAM

The Executive Committee allocated the care control and responsibility of the Under 16 team to the National Junior Council. The Junior Council offered to raise all our funds necessary to assist with the preparation and participation of this team. Fifteen thousand dollars was allocated from the Australian Sports Commissions grant to The Australian Soccer Federation towards this team. The Oceania Confederation granted a further eight thousand dollars from the fund received from FIFA to assist with the competition, to be conducted in Taiwan. Unbeknowns to the State Federations the Junior organisations had volunteered to pay the residue on behalf of the players. This caused some consternation and resulted in the states paying approximately four hundred dollars for each boy selected from their state.


The team acquitted itself very well in the tournament played in Kaohsiung Taiwan between the 7th and 14th December, 1986. The team has now qualified to represent Oceania in the finals to be played in Canada in July 1987.

The point score of the Oceania section is as indicated below and also shown are the names of the players participating in each of the fixtures.

A programme for the funding preparation and participation of this team in the World Under 16 finals shall be determined by the 1987 Executive.

The Executive extends their congratulations to the National Junior Council for the success of the team and its eligibility to play in the finals.

TEAM	P.	W.	D.	L.	FG	GA	Pts.
AUSTRALIA	4	3	—	1	10	1	6
NEW ZEALAND	4	2	2	—	3	1	6
CHINESE TAIPEI	4	2	—	2	5	6	4
PAPUA NEW GUINEA	4	—	2	2	1	5	2
FIJI	4	—	2	2	2	8	2



*Young Socceroo Coach Les Scheinflug, Winfield Socceroo Coach Frank Arok, Under-16 National Coach Vic Dalglish*

# INTERNATIONAL UNDER 16 RECORD

## 1985 WORLD UNDER 16 CHAMPIONSHIP — CHINA PR.

31.7	Australia v Argentina	1-0
2.8	Australia v Congo	2-1
4.8	Australia v Germany FR	1-0
7.8	Australia v Guinea	0-0 (2-4)

## 1986 OCEANIA UNDER 16 CHAMPIONSHIPS — CHINESE TAIPEI

7.12	Australia v Papua New Guinea	3-0
8.12	Australia v Fiji	4-0
10.12	Australia v Chinese Taipei	3-0
14.12	Australia v New Zealand	0-1

## 1987 WORLD UNDER 16 CHAMPIONSHIPS — CANADA

12-25 July 1987

PLAYED 8 — WON 6 — LOST 2

## CZECHOSLOVAKIAN TOUR OF AUSTRALIA

The Australian Soccer Federation welcomed the national team of Czechoslovakia to Australia during 1986. Three games were played in the series resulting in one draw and two losses. Australia fielded a completely new and experimental team with many changes.

The Czechoslovakian team played in Melbourne, Adelaide and Sydney and won many fans both on and off the field. Czechoslovakia also bought their National Youth Team with them and their preparation against our National Team was invaluable.

On behalf of the Executive I extend to the Czechoslovakian Football Association our sincere thanks and our congratulations on the manner in which your representatives performed both on and off the field in Australia.

## HONOURS

It is with pleasure that the soccer fraternity recognise the honours bestowed upon members of the Australian Soccer Federation by the Australian Government.

In 1985 Mr John Constantine was awarded the Medal of the Order of Australia for Services to Soccer. This year "Our Team Doctor", Dr. Brian Corrigan was made a Member of the Order of Australia for Services to Sports Medicine. The President of the A.C.T. Soccer Federation and new Executive Member, Mr Charles Perkins, was made an Officer of the Order of Australia for his services to Aboriginal Welfare.

Although not a member of the Australian Soccer Federation, but part of the sporting family, we congratulate Mr Alan Davidson M.B.E., the Executive Director of Rothmans Sports Foundation for being made a Member of the Order of Australia honours awards.

# OLYMPIC AIRWAYS NATIONAL LEAGUE

## SOUTHERN DIVISION — FINAL TABLE

	PLD	W	D	L	F	A	PTS
1. BRUNSWICK JUVENTUS	22	11	6	5	37	21	28
2. FOOTSCRAY	22	10	8	4	29	27	28
3. ADELAIDE CITY	22	10	7	5	32	19	27
4. SUNSHINE	22	8	11	3	26	17	27
5. HEIDELBERG	22	9	8	5	35	25	26
6. PRESTON	22	8	9	5	30	20	25
7. STH MELBOURNE	22	10	5	7	27	20	25
8. BRISBANE LIONS	22	7	5	10	27	28	19
9. ADELAIDE HELLAS	22	7	4	11	26	34	18
10. MELBOURNE CROATIA	22	6	6	10	25	33	18
11. BRISBANE CITY	22	3	7	12	18	46	13
12. GREEN GULLY	22	2	6	14	16	38	10

### SEMI-FINALS

21.9.1986	SUNSHINE G.C. 2 ADELAIDE CITY 3	HEIDELBERG UNITED 1 FOOTSCRAY 2
28.9.1986	FOOTSCRAY 2 ADELAIDE CITY 2	SUNSHINE G.C. 0 BRUNSWICK JUVENTUS 0

### FINAL.

1.10.1986	FOOTSCRAY 2	BRUNSWICK JUVENTUS 1
-----------	-------------	----------------------

### DIVISIONAL GRAND FINAL,

5.10.1986	ADELAIDE CITY 2	FOOTSCRAY 1
-----------	-----------------	-------------

NORTHERN DIVISION — FINAL TABLE

	PLD	W	D	L	F	A	PTS
1. SYDNEY CROATIA	22	14	4	4	43	18	32
2. SYDNEY OLYMPIC	22	9	9	4	33	22	27
3. ST. GEORGE	22	11	5	6	33	29	27
4. MARCONI	22	9	7	6	35	23	25
5. SYDNEY CITY	22	8	8	6	36	27	24
6. NEWCASTLE	22	9	6	7	36	33	24
7. A.P.I.A.	22	9	6	7	25	23	24
8. WOLLONGONG	22	9	5	8	26	25	23
9. BLACKTOWN	22	8	4	10	24	36	20
10. CANBERRA	22	5	6	11	21	27	16
11. CANTERBURY	22	2	7	13	17	41	11
12. INTER-MONARO	22	3	5	14	18	43	11

SEMI-FINALS

21.9.1986	MARCONI (4-3) 3	SYDNEY CITY 3
21.9.1986	ST. GEORGE 1	SYDNEY OLYMPIC 0
28.9.1986	SYDNEY OLYMPIC 2	MARCONI 1
28.9.1986	ST. GEORGE 3	SYDNEY CROATIA 0

FINAL.

1.10.1986	SYDNEY OLYMPIC 4	SYDNEY CROATIO 3
-----------	------------------	------------------

DIVISIONAL GRAND FINAL

5.10.1986	SYDNEY OLYMPIC 3	ST. GEORGE 2
-----------	------------------	--------------

NATIONAL GRAND FINAL 1ST LEG

12.10.1986	SYDNEY OLYMPIC 1	ADELAIDE CITY 0
------------	------------------	-----------------

NATIONAL GRAND FINAL 2ND LEG

19.10.1986	ADELAIDE CITY 3	SYDNEY OLYMPIC 1
------------	-----------------	------------------

# NATIONAL YOUTH LEAGUE

## NORTHERN DIVISION — FINAL TABLE

	PLD	W	D	L	F	A	PTS
1. A.I.S.	24	21	2	1	109	13	44
2. BLACKTOWN	24	14	6	4	52	38	34
3. SYDNEY CITY	24	15	2	7	53	25	32
4. ST GEORGE	24	13	3	8	69	41	29
5. MARCONI	24	12	5	7	47	38	29
6. CANBERRA	24	12	4	8	54	51	28
7. SYDNEY OLYMPIC	24	7	8	9	33	45	22
8. A.P.I.A. LEICHHARDT	24	8	5	11	38	42	21
9. WOLLONGONG	24	9	3	12	38	56	21
10. SYDNEY CROATIA	24	6	5	13	32	47	17
11. NEWCASTLE	24	5	5	14	24	52	15
12. CANTERBURY	24	4	4	16	23	63	12
13. INTER-MONARO	24	2	4	18	18	79	8

### SEMI-FINALS

20.9.1986	MARCONI 2	ST. GEORGE 1
	SYDNEY CITY 4	BLACKTOWN CITY 2
27.9.1986	BLACKTOWN CITY 4	MARCONI 1
	A.I.S. 1	SYDNEY CITY 0

### FINAL.

1.10.1986	BLACKTOWN CITY 1	SYDNEY CITY 0
-----------	------------------	---------------

### DIVISIONAL GRAND-FINAL.

5.10.1986	A.I.S. 3	BLACKTOWN CITY 0
-----------	----------	------------------



SOUTHERN DIVISION — FINAL TABLE

	PLD	W	D	L	F	A	PTS
1. SUNSHINE G.C.	22	16	3	3	63	15	35
2. SOUTH MELBOURNE	22	14	5	3	45	21	33
3. MELB. CROATIA	22	14	2	5	42	24	30
4. HEIDELBERG	22	13	3	6	55	32	29
5. PRESTON	22	10	7	5	40	18	27
6. BRUNSWICK JUV.	21	10	2	9	29	28	22
7. BRIGHTON	22	9	2	11	41	39	20
8. GREEN GULLY	21	8	4	9	24	31	20
9. NUNAWADING CITY	22	7	6	9	25	40	20
10. FOOTSCRAY	19	7	1	11	25	38	15
11. FRANKSTON PINES	21	2	1	18	15	45	5
12. FAWKNER	21	0	0	21	3	76	0

SEMI-FINALS

20.9.1986	PRESTON 4	HEIDLEBERG UNITED 0
24.9.1986	SOUTH MELBOURNE 2	MELBOURNE CROATIA 1
27.9.1986	PRESTON 1	MELBOURNE CROATIA 0
27.9.1986	SUNSHINE G.C. 5	SOUTH MELBOURNE 2

FINAL

1.10.1986	SOUTH MELBOURNE 4	PRESTON 1
-----------	-------------------	-----------

DIVISIONAL GRAND FINAL

5.10.1986	SUNSHINE G.C. 4	SOUTH MELBOURNE 0
-----------	-----------------	-------------------

NATIONAL GRAND FINAL

12.10.1986	A.I.S. 3	SUNSHINE G.C. 0
------------	----------	-----------------

## ROTHMANS NATIONAL COACHING SCHEME

How do you measure success? Two indications would be the current ranking of Australia's National Youth Team and also the number of youth players now playing in the Winfield Socceroos team.

Who do you attribute this success to. Some journalists have said that Rudi Gutendorfs success with the 1979 Youth Team was the start of the development process. However further investigation reveals that Rudi only inherited a very successful Australian School Boys Team. Would our Youth players be as successful as they are now if we had not hosted the 1981 World Youth Cup? Therefore we should thank Sir Arthur George for his efforts in having that championship allocated to Australia. However the team would not have performed as well if it had not been receiving the correct coaching for the years prior to that tournament.

The stepping stone process set up under the youth development policy for Talent Identification Schemes from age U/13 through to U/19 obviously assisted in giving an infrastructure to the Australian Soccer Federation to identify the talent within each state.

All of the above items have been instrumental in good youth players being selected for the National team. However, without doubt the back bone of all of this success is the Rothmans Coaching Scheme. If Eric Worthington had not set up a structure in all states, with coaches who have influenced so many youth players within Australia, then the talent would just not be there. National Youth teams are selected on the basis of the talent shown by players representing their junior team and then their state. They have been schooled and developed by the coaches within their state. Therefore one can attribute a great part of the success to the Coaching Scheme instigated by the ASF with the support of the Rothmans Sports Foundation.

On behalf of the Executive I extend to their Executive Director Alan Davidson and the members of the board the sincere appreciation of the Australian Soccer Federation for the contribution they have made to the development of soccer in Australia.

## THE AUSTRALIAN SPORTS COMMISSION

The strategic plan developed by the federal government's Chief Sports Advisors, was released during 1986. Some of the objectives for the Sports Commission are as listed below:

- ensuring the most efficient use of taxpayers' funds available for sports development
- leadership in the development of Australia's sporting performance at both the elite and the community participation levels.
- increasing the level of knowledge about sport in the community through improved collection and dissemination of information and data
- increasing the level of funds from the private sector available for sports development projects.

This gives an indication of the method of co-ordination that the Australian Sports Commission shall be adopting in an effort to make the sports industry more effective.

The Australian Soccer Federation would like to sincerely thank Mr E.A. Harris, Chairman of The Sports Commission and his board for the refreshing, competent, business-like and long overdue approach to the co-ordination of the assistance to the national sporting organisations.

## NATIONAL JUNIOR COUNCIL

The National Junior Council, which consists of one representative from each of the State Federations, conducted the U/13, 14 and 15 National Championships again during 1986. They also were charged with the responsibility of the selection and preparation of the Australian U/15 team which qualified to represent Australia in the World U/16 Championships in 1987.

The Executive have determined that the National 16 Championships shall vary from year to year in age so that selection preparation and participation of the World U/16 Championships is co-ordinated. The National Junior Council are now changing the date of birth defining eligibility for the National Championships, to the 1st August, to fall in line with the Australian Soccer Federation and FIFA. This transition period will cause some problems during 1987 but will assist with the ultimate Talent Identification for players wishing to represent Australia.

The Executive sincerely thanks Mr Harry Croft the Chairman of the Council and Mr Rod Woods the secretary and the Council Members for the assistance they have given to the Australian Soccer Federation over the past twelve months both through the Junior Council and the National U/15 team.

## THE MEDIA

It would not be correct to record the facts of the activities of the Federation without giving due recognition to the media. All of the media reported all aspects of the World Cup fixtures against Scotland in a first class manner. The series against Czechoslovakia-New Zealand and the China and Bangkok tours were well reported and recorded. The SBS and ABC coverage of the World Cup was first class and appreciated by thousands throughout Australia.

The cover of members activities varies considerably from State to State but so does the regular issue of press releases. All members are aware that the media are not the public relation officers of the code, but to the many journalists who put that little extra effort into promoting the players, I say thank you on behalf of the executive of the Australian Soccer Federation.

A special thanks is also directed to the editors of the two soccer publications — *Soccer Action* and *Australian Soccer Weekly*.

## AUSTRALIAN REFEREES



Without doubt the highlight of 1986 was the inclusion of Australian referee Chris Bambridge into the finals of the World Cup in Mexico. Chris's baptism into World Cup finals was no mild mannered affair. The controversy created by the five thousand accredited press men in Mexico certainly put him under pressure. His previous career highlight of refereeing the World U/16 finals faded into insignificance compared to his efforts during the World Cup in Mexico. The Executive and all members of Australian soccer fraternity extend sincere congratulations to Chris Bambridge for the manner in which he represented his country in Mexico in the 1986 World Cup.

Although the Australian Soccer Federations involvement with the referees is limited to the FIFA listing, international events and the National League we are pleased to report that a very good working relationship has developed with the national referees secretary, Mr Bill Jones, who takes an active interest in the appointments of the National League referees and liaises with the Australian Soccer Federation on a monthly basis. The National League are attempting to arrange sponsorship for the referees officiating within the National League games and the Australian Soccer Federation are endeavouring to arrange sponsorship for the technical development of the National Referees body.

To Bill Jones, Dieta Klose and Leo Wilson we extend the sincere thanks of the Executive for their endeavours in raising the standard and co-ordination of the Australian Referees Organisation.

## THE FIFA

World Cup years are always a highlight for FIFA and 1986 was no exception. Mexico produced a magnificent World event and are to be congratulated for their determination to succeed. Even earthquakes could not deter them. Maradona's magic dominated the playing fields while Mexico's determination and FIFA's Swiss efficiency worked behind the scenes to present a great World Cup.

The World Cup however should not dominate the FIFA report that covers a 15 (fifteen) month period. Eliminations for the Olympic Games, The World Youth Cup and the World Under 16 Tournament are all underway.

The FIFA/Coca Cola World Football Youth Academies are also underway while 5-A-Side World Championships and Women's Championships are in the developing stage.

# THE OCEANIA CONFEDERATION

The Oceania Confederation will continue to struggle while it is restricted in size of effective membership. Western Samoa were admitted as a member at the FIFA Congress in Mexico in June 1986. However, this still only gives six (6) countries as full members.

FIFA determined the boundaries of the Confederation and only FIFA can alter the boundaries. Australia and New Zealand will have to continue to play countries outside of the Confederation to qualify for World events, until FIFA amend the boundaries to include sufficient neighbouring countries to make Oceania equal to the other five (5) Confederations.

The Australian Federation extends its appreciation to the small hand of officials who are attempting to develop Oceania as a viable Confederation.

## COACHING ACADEMIES

The Oceania confederation have conducted Academies in Taipei, Fiji and New Zealand for Coaches, Referees and Administrators over the past (15) fifteen months. The Australian Federation extends their congratulations and sincere appreciation to the members who have attended these academies both as participants and lecturers.

Australia and New Zealand have an obligation to assist the developing nations within the Oceania Confederation and it is pleasing to see this obligation is being fulfilled by the Oceania Football Confederation.

# AUSTRALIAN WOMEN'S SOCCER ASSOCIATION

— by Heather Reid

Following the retirement of Keith Gilmour in 1985, the Australian Women's Soccer Association relocated its office to Canberra. This enabled the Association to be closer to the Australian Sports Commission and the Institute of Sport along with other government agencies that support sport.

In March 1986, the Australian team successfully competed in the 2nd Oceania Cup in New Zealand. Despite some last minute changes to the team, the Australians defeated New Zealand and narrowly lost to Chinese Taipei in the final. Coach, Fred Robins, was thankful for the opportunity to train with the players at the Australian Institute of Sport prior to the Cup and was very pleased with the team's performance. Joanne Millman from Queensland was named as the best player for Australia. The team comprised of:

Fred Robins (Coach), Stephanie Quinn (Manager), Bill Fenney (Physio), Sue Monteath (Captain), Karen Menzies, Renaye Iserief, Sabine Buschmann, Theresa Jones, Andrea Martin, Shona Bass, Joanne Millman, Leanne Priestley, Sharon Mateljan, Moya Dodd, Mariana Milanovic, Lisa Rader and Julie Murray.

Sponsors for the Oceania Cup team included Coca Cola, Mitre, Attack, Puma, S.O.S. Medical Supplies and the Australian Sports Commission.

The structure of the AWSA was revised and a more professional administration was introduced. The Directors on the Board now have duties which are policy oriented and provide direction for our development. Under the leadership of Elaine Watson for the Association has progressed according to the National Development Plan which was adopted in 1986.

Despite continuing efforts, the AWSA has not been able to secure a corporate sponsor, however, the Association continues to be strongly supported by the Australian Sports Commission.

Media issues regarding the NSW Women's Soccer Federation dominated the year and the NSW teams also dominated the National Championships by winning the Under 15, Under 17 and senior titles for the second year. South Queensland and North NSW tried to wrestle the titles from the hold of NSW, but the players from the south proved too strong.

Soccer for girls is being actively promoted through the Aussie Sports program and the proposed introduction of a Level 0 course. The sport is becoming highly attractive and more acceptable for young girls and women. The AWSA firmly believes that women's soccer is on the threshold of major expansion, limited only by the availability of adequate funding and human resources. Competition is increasing with teams from USA and Europe and it is hoped that these relationships will eventuate in the hosting of a regular International event in Australia.

In 1987, the National Youth team will compete in its first International in Dallas, Texas. This occasion will mark yet another important step in our development and heralds an exciting future for soccer in Australia.

The Association would like to thank the Referees Association, the A.S.F. and all affiliated member Federations for their support during 1986 and we look forward to the challenges of 1987.

# DEAF SOCCER FEDERATION OF AUSTRALIA

The Australian soccer team for the deaf participated in the second Asia-Pacific Soccer Championships in Kyoto Japan from the 27th October to 1st November, 1986. The Australian Federation assisted with gear for the team who finished runner up in the series. The results and point score table indicated below shows that the Australian team for the deaf played extremely well.

The third Asian-Pacific Deaf Football Championships shall be held in Melbourne in 1988. The Deaf Soccer Federation of Australia have asked The Australian Soccer Federation for assistance in organising this competition and I am sure that all members will only be too happy to assist.

## RESULTS — (A & B SOCCER FIELDS — TAIYOGAOKA SPORTS CENTRE, KYOTO)

Date	Match No.	1	2	vs	3	PTS
27.10.86		1	Malyasia	2	Japan	0
		2	Australia	3	Hong Kong	0
29.10.86		3	Korea	4	Hong Kong	2
		4	Australia	1	Malaysia	0
29.10.86		5	Hong Kong	3	Japan	1
		6	Korea	2	Australia	1
31.10.86		7	Korea	5	Malaysia	0
		8	Australia	3	Japan	0
1.11.86		9	Hong Kong	2	Malaysia	0
		10	Korea	5	Japan	2

	PLD	D	L	F	A	PTS
1. KOREA	4	—	—	16	5	8
2. AUSTRALIA	3	—	1	8	2	6
3. HONG KONG	2	—	2	7	8	4
4. MALAYSIA	1	—	3	2	8	2
5. JAPAN	0	—	4	3	13	0

## SPONSORS AND OFFICAL SUPPLIERS

Like all major sports, our code would find it difficult to compete on the World stage without the assistance and awareness offered by major companies. The Australian Soccer Federation is indeed fortunate to have a group of Companies who assist in many ways such as playing, promotions, supplying development and administration.

## SPONSORS — PLAYING

### WINFIELD

Winfield are the major sponsor, and have the "Windfield Soccerroos" naming rights until the 1990 World Cup. The working relationship with this company is a pleasure as our aims are the same — to get the Winfield Soccerroos to Italy in 1990. A special thanks to Peter Alexander and Ian Kleeman for their co-operation and assistance.

## **AMPOL**

Ampol are the sponsors of the China-Australia Ampol Cup which is played annually. This sponsorship has assisted not only with the development of relations with the people of China but has greatly assisted with the preparation of the Winfield Socceroos for other International events. Ampol is one of the longest continual sponsors of our code throughout Australia.

## **OFFICIAL SUPPLIERS**

### **ADIDAS**

Adidas have renewed their contract with the Australian Soccer Federation for a further four years and we trust our players will be wearing Adidas gear onto the fields of Korea for the Olympics in 1988 and Italy in 1990. Adidas do not "just stick to the contract" as Bob Lay was only too happy to supply the National Youth Teams with boots for the Oceania Youth Championship in New Zealand.

To Bob Lay we say thank you not only for the generous supply of top products but also the friendly and co-operative service from Adidas.

### **MITRE**

Mitre are the official ball suppliers to all National teams and to the National League. No request has ever been rejected by Mitre and when the Australian Soccer Federation required 15 000 copies of the rules to be printed, Mitre were only too happy to oblige. They have also expanded their sponsorship and now are official sponsors of the Oceania Technical committee academies. Thank you Scott Whittaker for the great service.

## **DEVELOPMENT SPONSORS**

### **AUSTRALIAN AIRLINES**

Australian Airlines have been of great assistance in the development area of the game. Their assistance is not limited to the executive area and every player representing his state for the next four seasons shall be proudly displaying the Australian Airlines logo on his State track suit while playing in the Australian Airlines National Youth Championships. A special thanks to Ian Jamieson and Norm Harrison.

### **THE AUSTRALIAN SPORTS COMMISSION**

The Australian Sports Commission assists with the development identification and participation of the Australian Under 16 and Australian Youth Teams. This is a most practical way to develop Australian Youth and it gives the aim not only to the elite player but to the hundreds of thousands of children who are aiming for State and National representation. Their contribution to our administrative costs have greatly assisted.

### **ROTHMANS SPORTS FOUNDATION**

Rothmans Sports Foundation is often overlooked for two reasons. One, they adopt a very low profile regarding the assistance they give to a number of sports and two, we tend to regard them as one of the family. The assistance given has been referred to in other parts of this year's report but we again thank the Rothmans Sports Foundation for their assistance.



## PROMOTIONAL SPONSORS

### SBS

The Special Broadcasting Service is the best promotor of our code in Australia. This is natural, as they represent the rest of the world and our code is played in the rest of the World.

Their coverage of the World Cup was first class and we trust that the contract with the Australain Soccer Federation will have that little extra bonus by having the Winfield Socceroos playing in the next World Cup in Italy.

To Ian Hamilton and his "crew", sincere thanks from the Australian Soccer Federation for the great job in promoting our code.

### AUSTRALIAN POOLS

The Australian Pools have developed a good working relationship with the Australian Soccer Federation for the supply of results. Peter Malin has more than doubled the turn-over in the past twelve months and his promotional expertise is bearing fruit in a very difficult field. Peter, sincere thanks from the Australian Soccer Federation and all State members for your efforts.

## OFFICIAL SUPPLIERS

### TRAVELODGE

Travelodge has been the Australian Soccer Federation's "home away from home" for many years. During the year John Clark left Travelodge and this could have led to the breakdown of the personal service we receive, but it did not. Rod Cubit replaced Craig McLatchy and all's well with Travelodge.

So David Seargent, Don Good and the many managers who assist the executive and players at Travelodge Hotels around Australia, a sincere thank you.

### NATIONAL PANASONIC

National Panasonic are the latest company to join the Australian Soccer Federation family and are most welcome. Panasonic have supplied Fax machines to the Australian Soccer Federation and all State Federation officers. This is a great boost to the Communication system as all players transfers, both interstate and international, can now be handled by Panafax. Communication between States is now instantaneous and this can only assist with the administration of the code.

To Bob McCallum and the Panasonic crew who have assisted with installation, we extend our sincere thanks. It is now up to the code to show the appreciation by maximum exposure to Panasonic.

# THE AUSTRALIAN INSTITUTE OF SPORT

The head coach of The Australian Institute of Sport Mr Jim Shoulder resigned at the end of 1986. But Jim certainly went out in a blaze of glory. This enthusiastic report submitted in the Australian Institute of Sport News is quoted as follows:

"We won the National Youth League by 10 clear points and in the process created some amazing statistics:—

1. We failed to score in only one match, the 0-3 loss to Canberra.
2. From then, April 26th, we won 17 consecutive games finally dropping a point in our final match, 2-2 draw against Marconi.
3. Our opposition failed to score in 17 of the 24 matches.
4. Goalkeeper Peter Gunning conceded only 3 goals in 15 matches, including 2 in the final match!
5. We finished the season with a goal difference of plus 96!
6. Every outfield player in the squad at least one goal in the competition with Paul Foster and Paul Trimboli top scoring with 26 goals each.

Played	Won	Drawn	Lost	Goals for	Goals Against	Points
24	21	2	1	109	13	44

1986 has been an exceptional year with all 17 players playing their part to the full. Over the season every player has performed well with several having an outstanding year with the remarkably consistent high quality displays resulting in only 1 loss and 2 draws in 37 domestic matches. In all we have played 50 matches for 40 wins, 6 draws and 4 losses. I expect to see many of the players to go on to gain recognition in Australia's colours in the years to come."

Jim Shoulder

The above extract showing Jim's report from the Australian Institute of Sport News indicates the ability and enthusiasm of Jim Shoulder. He will be sadly missed at the Institute and also by the Australian Soccer Federation.

The Institute considered, based on the results of 1986, that a higher standard of competition was necessary for the players to reach their full potential. As such the Victorian Soccer Federation have assisted by having the Australian Institute of Sport team play in the State League of Victoria. 1987 will obviously not see the same results as last year but this is the main object. The stronger competition will assist in preparing players for selection into the National Youth team.

To Jim Shoulder the Executive of the Australian Soccer Federation extends its thanks for his contribution to the development of soccer within Australia.

To Dr. John Bloomfield and Paul Brettel I also extend the sincere thanks of The Australian Soccer Federation for the Institute's assistance to the promotion and development of our international game.

## NATIONAL YOUTH LEAGUE PLAYER OF THE YEAR

At the National Soccer League's annual presentation dinner held at the Sydney Regent, Paul Trimboli was named National Youth League northern division Player of the Year. This was a fitting honour for Paul who in an outstanding year was the league's leading goalscorer as well as gaining selection in the ACT Schoolboys, the Australian Schoolboys and the Australian Youth Teams.

### HONOURS

#### AIS TEAM

- National Youth Champions
- National Youth League (Northern Division) Champions
- Den Bosch International Youth Tournament — Holland — 3rd
- 50th Blauw-wit Youth Tournament — Holland — 4th
- 40th PSV Eindhoven Youth Tournament — Holland — 5th

#### Players

- Australian Youth Team representatives:  
David Mower                      John Koch                      Alex Cummings  
Kurt Reynolds                      Jason Polak                      Paul Trimboli  
Jason Van Blerk
- Australian Schoolboys representatives:  
Paul Trimboli                      Anthony Grbac                      Robert Runje  
Gareth Naven                      Jason Van Blerk
- National Youth League Player of the Year:  
Paul Trimboli

# APPENDIX NO. 1

1. The names of the players participating in all games, (with the substitutions shown in brackets) played from the 1st of September 1985 to the 31st of December 1986, are as shown below.
2. The results of full International fixtures since 1922 are shown in Appendix No. 2.

## TEAMS

### THE WINFIELD SOCCEROOS

- 1) 1986 World Cup Campaign.
- 2) Winfield Czechoslovakian Challenge.
- 3) Winfield Trans Tasman Cup.
- 4) 1985 and 1986 China-Australia Ampol Cup.

### NATIONAL YOUTH TEAM

- 1) Queens Cup Competition.

### NATIONAL UNDER 16 TEAM

- 1) Oceania Under 16 Elimination Series.

# WORLD CUP CAMPAIGN

**AUCKLAND, 21st SEPTEMBER 1985**

**AUSTRALIA 0 NEW ZEALAND 0**

Greedy, Yankos, Odzakov, Ratcliffe, O'Connor (Dunn), Jennings, Jennings, Watson, Murphy, Crino, Kosmina, Mitchell

**TEL AVIV, 10th OCTOBER 1985**

**AUSTRALIA 2 ISRAEL 1**

Scorers: Mitchell, Kosmina, Armeli.

Greedy (Olver), Yankos, Davidson, Ratcliffe, O'Connor, Jennings, Watson (Dunn), Crino, Murphy, Mitchell, Kosmina.

**OLYMPIC PARK, MELBOURNE 20th OCTOBER 1985**

**AUSTRALIA 1 ISRAEL 1**

Scorers: Ratcliffe, Cohen.

Greedy, Yankos, Davidson, Ratcliffe, O'Connor, Jennings, Watson (Patikas), Adzakov, Crino, Kosmina, Mitchell.

**HINDMARSH STADIUM, ADELAIDE 23rd OCTOBER 1985**

**AUSTRALIA 7 TAIWAN 0**

Scorers: Dunn (2), Chun Keui Chang (own goal), Mitchell (3), Arnold (1).

Olver, Odzakov, O'Connor, Ratcliffe, Jennings, Patikas, Murphy (Farina), Dunn, Crino (Gray), Mitchell, Arnold.

**ST. GEORGE STADIUM — AUSTRALIA, 27th OCTOBER 1985**

**AUSTRALIA 8 CHINESE TAIPEI 0**

Scorers: Odzakov (3), Crino (1), Kosmina (3), Gray (1).

Greedy, Jennings, Yankos, Ratcliffe, Watson, Kosmina, Crino, Odzakov, Dunn, Farina, Arnold, Olver, McCulloch (Jennings), Gray (Arnold).

**SYDNEY SPORTS GROUND, 3rd NOVEMBER 1985**

**AUSTRALIA 2 NEW ZEALAND 0**

Scorers: Kosmina, Mitchell.

Greedy, Yankos, Davidson, Ratcliffe, O'Connor, Jennings, Watson (Odzakov), Crino, Murphy, Kosmina, Mitchell.

**HAMPDEN PARK, GLASGOW 20th NOVEMBER 1985**

**AUSTRALIA 0 SCOTLAND 2**

Scorers: Cooper, McAvennie

Greedy, Yankos, Davidson, Ratcliffe, O'Connor (Dunn), Jennings, Watson (Patikas), Murphy, Crino, Kosmina, Mitchell.

**OLYMPIC PARK, MELBOURNE 4TH DECEMBER 1985**

**AUSTRALIA 0 SCOTLAND 0**

Greedy, Yankos, Davidson, Ratcliffe, Dunn (Farina), Jennings, Patikas, Crino (Odzakov), Murphy, Mitchell, Kosmina.

# WINFIELD CZECHOSLOVAKIAN TOURNAMENT

## WINFIELD SOCCEROOS v CZECHOSLOVAKIA

MELBOURNE, 3rd AUGUST, 1986

AUSTRALIA 0 CZECHOSLOVAKIA 1 Attendance 5717

Scorers: Arnold, Novak

Olver, Postecoglou, Jennings, Yankos, Ratcliffe, Dunn (Kalantzis), Raskopolous, Soper (Arnold), Kosmina, Murphy (Wade), Odzakov.

ADELAIDE, 6th AUGUST 1986

AUSTRALIA 0 CZECHOSLOVAKIA 1 Attendance 2874

Scorer: Griga

Olver, Yankos, Dunn (Hunter), Kosmina, Odzakov, Gray, McDowall, Wade, Arnold, Maxwell (Farina), Melta (Raskopolous).

SYDNEY 10th AUGUST 1986

AUSTRALIA 0 CZECHOSLOVAKIA 3 Attendance 10,104

Olver, Odzakov (Farina), Jennings, Yankos, Arnold, Dunn, Watson (Postecoglou), Soper, Kosmina, Wade (Gray), Kalantzis, Postecoglou (McDowall).

## WINFIELD TRANS TASMAN CUP

### NEW ZEALAND v AUSTRALIA

MELBOURNE, 26th OCTOBER 1986

AUSTRALIA 1 NEW ZEALAND 1

Scorers: Arnold, Deely.

Olver, Yankos, Savor, McDowall (Hunter), Dunn, Jennings, Raskopoulos, Wade, Arnold, Farina (Zinni), Kalantzis.

PARRAMATTA STADIUM, 2nd NOVEMBER 1986

AUSTRALIA 2 NEW ZEALAND 1

Scorers: Arnold, Zinni, Deely.

Olver, Savor, Jennings, Yankos, Hunter, Dunn (Wheatley), Farina, Raskopoulos, Arnold, Wade, Kalantzis (Zinni).

Arrangements for the 1987 Winfield Trans Tasman Cup fixtures are being organised at this stage. It is essential that this competition be played during the football season of both countries.

# 1985 & 1986 CHINA — AUSTRALIA AMPOL CUP

## 1985 AUSTRALIA — CHINA AMPOL CUP

### AUSTRALIA v CHINA

23rd SEPTEMBER 1985

AUSTRALIA 2 CHINA 0

Scorers: Petersen, Wade

Banovic (Franken), Gray (Lee), McDowall, Dunn, McCulloch, Wade, Miranda (Kalantzis), Petersen, Farina, Arnold (Carter), Patikas.

25th SEPTEMBER 1985

AUSTRALIA 1 CHINA 1

Scorers: Arnold, Lin

Banovic (Gibson), Gray, Dunn, McCulloch, Peterson, Wade (Kalantzis), Farina (Lee), Miranda, Arnold, Patikas (Lane), McDowall.

27th SEPTEMBER 1985

AUSTRALIA 3 CHINA 0

Scorers: Kosmina, Crino, Watson

Greedy (Olver), Davidson, Jennings, Yankos, Ratcliffe, Watson (Farina), Mitchell; Kosmina, Murphy, Crino, Odzakov.

## 1986 AUSTRALIA — CHINA AMPOL CUP

### AUSTRALIA v CHINA

23rd NOVEMBER 1986

AUSTRALIA 2 CHINA 0

Scorers: Arnold, Kalazntzis

Olver, Savor, Jennings, Yankos (C), Dunn, McDowall, Raskopolous, Wade, Kalantzis, Arnold, Farina

### AUSTRALIA v CANTON

25TH NOVEMBER 1986

AUSTRALIA 0 CANTON 0

Franken (Gibson), Hunter, McCulloch (C), Wheatley, Stewart, Melta (Raskopolous), Zinni, Maxwell, Tapai, Lowe, McDowall (Jennings).

### AUSTRALIA v SHANDONG

28th NOVEMBER 1986

AUSTRALIA 2 SHANDONG 0

Scorers: Arnold, McDowall

Olver, Savor, Jennings, Yankos (C), Dunn, McDowall, Raskopolous, Wade, Kalantzis, Arnold, Farina.

# RESULTS OF QUEENS CUP COMPETITION 1986

## AUSTRALIA YOUTH v BANGKOK BANK

BANGKOK, 19th NOVEMBER 1986

AUSTRALIA 2 BANGKOK 0

Scorers: Polak, Hristodoulou

Bouhoutsas, Talajich, Cummings, Koch, Hristodoulou, Kulscar, Reynolds (Northam), Saad, Polak, Van Blerk, Ollerenshaw (Anastasiadis).

## AUSTRALIA YOUTH v ROYAL THAI AIRFORCE

BANGKOK, 22nd NOVEMBER 1986

AUSTRALIA 1 THAI AIR FORCE 0

Scorer: Saad

Hughes, Talajich, Cummings, Northam, Reynolds, Koch, Hristodoulou, Polak (Markovski), Saad, Van Blerk, Anastasiadis.

## AUSTRALIA YOUTH v ROYAL THAI ARMY

BANGKOK, 25th NOVEMBER 1986

AUSTRALIA 5 THAI ARMY 1

Scorers: Edwards, Anastasiadis (3), Koch

Hughes, Talajich (Markovski), Koch, Kulscar, Northam, Reynolds, Moffitt, Saad (Polak), Hristodoulou, Anastasiadis, Edwards.

## AUSTRALIA YOUTH v HAKKA

BANGKOK, 30th NOVEMBER 1986

AUSTRALIA 0 HAKKA 0

Bouhoutsas, Talajich, Kulscar, Northam, Reynolds, Koch, Polak, Hristodoulou, Van Blerk (Trimboli), Edwards, Anastasiadis.



# NATIONAL U/16 TEAM OCEANIA ELIMINATION SERIES

**7th DECEMBER 1986**

AUSTRALIA 3 PAPUA NEW GUINEA 0

Scorers: Dimoudis, Christopoulos (2).

Russell, Mills, Horvat, Georgakis (Brown), Longo, Nicolavo (McGregor), Jee, Frieberg, Christopoulos, Rago, Dimoudis.

Referee: Chen Ming-Chriu

**8th DECEMBER, 1986**

AUSTRALIA 4 FIJI 0

Scorers: Brown, Rago, Dimoudis (2).

Mautone, Mills, Longo, Horvat (McGregor), Georgakis, Nicolavo, Jee, Frieberg, Christopoulos (Rago), Brown, Dimoudis.

Referee: Chowyi Fa

**10th DECEMBER 1986**

AUSTRALIA 3 CHINA TAIPEI 0

Scorers: Dimoudis (2), Rago.

Russell, Mills, Longo, Horvat, Georgakis, Nicolavo (McGregor), Jee, Frieberg, Brown (Christopoulos), Rago, Dimoudis.

Referee: Mahendra Singh

**14th DECEMBER 1986**

AUSTRALIA 0 NEW ZEALAND 1

Scorers: Craig Ashton.

Russell, Mills, Longo, Horvat, Georgakis, Nicolavo, Jee, Frieberg, Christopoulos (Brown), Rago, Dimoudis (McGregor).

Referee: Chowyi Fa.

## APPENDIX NO. 2

### AUSTRALIA'S "A" INTERNATIONAL RECORD

(TO 31-12-1986)

1922 v New Zealand	1-3 (Dunedin) 1-1 (Wellington) 1-3 (Auckland)	1955 v South Africa	0-3 (Brisbane) 0-2 (Melbourne) 0-8 (Adelaide) 0-3 (Sydney) 1-4 (Newcastle)
1923	2-1 (Brisbane) 2-3 (Newcastle) 1-4 (Sydney)	1956 v India	2-4 (Melbourne) Olympic Games
1924 v Canada	3-2 (Brisbane) 0-1 (Sydney) 4-1 (Sydney) 0-0 (Newcastle) 1-4 (Adelaide) 1-0 (Sydney)	v India	1-7 (Sydney)
		v Japan	2-0 (Melbourne) Olympic Games
		1958 v New Zealand	3-2 (Wellington) 2-2 (Auckland)
		1965 v North Korea	1-6 (Phnom-Penh) World Cup 1-3 (Phnom-Penh) World Cup
		v Cambodia	0-0 (Phnom-Penh)
		v Hong Kong	0-1 (Hong Kong)
1933 v New Zealand	4-2 (Brisbane) 6-4 (Sydney) 4-2 (Sydney)	v Taiwan	3-1 (Hong Kong)
		v Malaysia	1-0 (Ipoh)
		v Malaysia	3-0 (Ipoh)
		1967 v Indonesia	2-0 (Djakarta) 3-1 (Djakarta)
		v Malaysia	1-0 (Saigon)
1936 v New Zealand	7-1 (Dunedin) 10-0 (Wellington) 4-1 (Auckland)	v New Zealand	4-0 (Kuala Lumpur)
	5-4 (Sydney)	v Singapore	5-3 (Saigon)
		v Singapore	5-1 (Saigon)
1937 v England (Amateurs)	0-4 (Brisbane) 4-3 (Newcastle)	v South Korea	6-1 (Singapore)
		v South Vietnam	3-2 (Saigon)
		v Scotland	1-0 (Saigon)
1938 v India	5-3 (Sydney) 4-4 (Brisbane) 1-4 (Newcastle) 5-4 (Sydney) 3-1 (Melbourne)		0-1 (Sydney) 1-2 (Adelaide) 0-2 (Melbourne)
		1968 v Japan	2-2 (Sydney) 3-1 (Melbourne)
			1-3 (Adelaide)
		1969 v Greece	1-0 (Sydney) 2-2 (Brisbane) 0-2 (Melbourne)
1947 v South Africa	1-2 (Sydney) 2-4 (Brisbane) 3-3 (Sydney) 5-1 (Newcastle)	v Japan	3-1 (Seoul) World Cup
	1-2 (Sydney)	v South Korea	1-1 (Seoul) World Cup
1948 v New Zealand	6-0 (Wellington) 7-0 (Christchurch) 4-0 (Wellington) 8-1 (Auckland)	v Rhodesia	1-1 (Seoul) World Cup
	2-3 (Durban)		0-0 (Lorenco Marques) World Cup
1950 v South Africa	1-2 (Johannesburg) 2-1 (Port Elizabeth)	v Israel	1-1 (Lorenco Marques) World Cup
			3-1 (Lorenco Marques) World Cup
			0-1 (Tel Aviv) World Cup
1970 v Iran	2-1 (Tehran)		1-1 (Sydney) World Cup
1950 v Rhodesia	5-0 (Salisbury) 4-1 (Bulawayo)	v Israel	2-0 (Capetown)
		v Greece	0-1 (Tel Aviv)
		v Mexico	3-1 (Athens)
1954 v New Zealand	1-2 (Melbourne) 4-1 (Brisbane) 4-1 (Sydney)	1971 v Israel	0-3 (Mexico City) 2-2 (Brisbane) 1-0 (Sydney) 1-3 (Melbourne)

# INTERNATIONAL MATCHES PLAYED BY AUSTRALIA

1972 v Indonesia	4-1 (Djakarta)	v Kuwait	001 (Kuwait) World Cup
v New Zealand	3-1 (Djakarta)	v Iran	0-1 (Tehran) World Cup
v South Vietnam	1-0 (Saigon)	1978 v Greece	0-1 (Adelaide)
v South Korea	1-1 (Seoul)	1979 v New Zealand	0-1 (Auckland)
	2-0 (Seoul)	v Taiwan	2-0 (Taipei)
v Philippines	6-0 (Manila)	1980 v Chzechoslovakia	0-4 (Canberra)
1973 v Bulgaria	2-2 (Sydney)		0-5 (Sydney)
	1-3 (Adelaide)		2-2 (Melbourne)
	0-2 (Melbourne)	v England	1-2 (Sydney)
v Iraq	3-1 (Sydney) World Cup	v Northern Ireland	1-2 (Sydney)
v Iraq	0-0 (Melbourne) World Cup		1-1 (Melbourne)
v New Zealand	1-1 (Auckland) World Cup		1-2 (Adelaide)
v New Zealand	3-3 (Sydney) World Cup	v Mexico	2-2 (Sydney)
v Indonesia	2-1 (Sydney) World Cup		1-1 (Melbourne)
v Indonesia	6-0 (Sydney) World Cup	v Greece	3-3 (Athens)
v Iran	3-0 (Sydney) World Cup	v England	0-1 (Birmingham)
v Iran	0-2 (Tehran) World Cup	v Israel	1-0 (Tel Aviv)
v South Korea	0-0 (Sydney) World Cup	v Hong Kong	0-1 (Hong Kong)
v South Korea	2-2 (Seoul) World Cup	v Indonesia	1-1 (Djakarta)
v South Korea	1-0 (Hong Kong) World Cup	1981 v New Zealand	3-3 (Auckland) World Cup
v Uruguay	0-0 (Melbourne)	v New Zealand	0-2 (Sydney) World Cup
v Uruguay	2-0 (Sydney)	v Indonesia	2-0 (Melbourne) World Cup
v Indonesia	2-1 (Djakarta)	v Taiwan	3-2 (Adelaide) World Cup
v Israel	1-2 (Tel Aviv)	v Fiji	4-1 (Suva) World Cup
v East Germany	0-2 (Hamburg) World Cup	v Fiji	10-0 (Melbourne) World Cup
v West Germany	0-3 (Hamburg) World Cup	v Indonesia	0-1 (Suribaya) World Cup
v Chile	0-0 (West Berlin) World Cup	v Taiwan	0-0 (Taipei) World Cup
		1982 v Thailand	5-0 (Singapore)
1975 v USSR	0-0 (Perth)	v Indonesia	2-0 (Singapore)
v USSR	0-3 (Adelaide)	v Malaysia	5-0 (Singapore)
v USSR	1-2 (Melbourne)	v South Korea	3-2 (Singapore)
v USSR	0-0 (Brisbane)	1983 v New Zealand	1-2 (Auckland)
v USSR	2-3 (Sydney)	v New Zealand	0-2 (Melbourne)
v USSR	1-1 (Newcastle)	v England	0-0 (Sydney)
1976 v New Zealand	1-0 (Auckland)	v England	0-1 (Brisbane)
v New Zealand	3-1 (Melbourne)	v England	1-1 (Melbourne)
v Hong Kong	0-1 (Canberra)	v China	1-2 (Singapore)
v Hong Kong	2-0 (Gosford)	v Thailand	2-0 (Singapore)
v Indonesia	1-1 (Djakarta)	v South Korea	3-1 (Singapore)
v Singapore	1-0 (Singapore)	v Singapore	4-2 (Singapore)
v Hong Kong	2-0 (Hong Kong)	1984 v China PR	2-3 (Beijing) Ampol Cup
v Israel	1-1 (Tel Aviv)	1985 v New Zealand	0-0 (Auckland) World Cup
1977 v Israel	1-1 (Melbourne)	v China PR	3-0 (Brisbane) Ampol Cup
v Israel	1-1 (Sydney)	v Israel	2-1 (Tel Aviv) World Cup
v Taiwan	3-0 (Ba, Fiji) World cup	v Israel	1-1 (Melbourne) World Cup
v Taiwan	2-1 (Ba, Fiji) World Cup	v Chinese Taipei	7-0 (Adelaide) World Cup
v Fiji	0-1 (Suva)	v Chinese Taipei	8-0 (Sydney) World Cup
v New Zealand	3-1 (Sydney) World Cup	v New Zealand	2-0 (Sydney) World Cup
v New Zealand	1-1 (Auckland) World Cup	v Scotland	0-2 (Glasgow) World Cup
v Hong Kong	3-0 (Adelaide) World Cup	v Scotland	0-0 (Melbourne) World Cup
v Iran	0-1 (Melbourne) World Cup	1986 v Czechoslovakia	1-1 (Melbourne)
v South Korea	2-1 (Sydney) World Cup	v Czechoslovakia	0-1 (Adelaide)
v Kuwait	1-2 (Sydney) World Cup	v Czechoslovakia	0-3 (Sydney)
v South Korea	0-0 (Seoul) World Cup	v New Zealand	1-1 (Auckland) Winfield Cup
v Hong Kong	5-2 (Hong Kong) World Cup	v New Zealand	2-1 (Sydney) Winfield Cup
v Singapore	2-0 (Singapore)	v China PR	2-0 (Canton) Ampol Cup

## APPENDIX 3.

### AUSTRALIAN YOUTH TEAM RECORD

#### OCEANIA SECTION

11th November 1978	Australia	v
14th November 1978	Australia	v
16th November 1978	Australia	v

#### 1979 INTERCONTINENTAL SECTION

7th February 1979	Australia	v
9th February 1979	Australia	v
14th February	Australia	v
16th February 1979	Australia	v

#### 1981 FINAL SERIES

3rd October 1981	Australia	v
5th October 1981	Australia	v
8th October 1981	Australia	v
11th October 1981	Australia	v

#### 1982 JOAO HAVELANGE INTERNATIONAL

5th November 1982	Australia	v
7th November 1982	Australia	v
9th November 1982	Australia	v
12th November 1982	Australia	v
14th November 1982	Australia	v

#### 1982 OCEANIA SECTION

5th December 1982	Australia	v
7th December 1982	Australia	v
9th December 1982	Australia	v
12th December 1982	Australia	v

#### 1983 INTERCONTINENTAL

26th January 1983	Australia	v
30th January 1983	Australia	v
1st February 1983	Australia	v
3rd February 1983	Australia	v

#### 1983 FINAL SERIES

2nd June 1983	Australia	v
5th June 1983	Australia	v
8th June 1983	Australia	v

#### NEW ZEALAND

Papua New Guinea .....	9-0
Fiji .....	5-1
New Zealand .....	2-1

#### PARAGUAY

Paraguay .....	0-2
Israel .....	0-0
Israel .....	0-0
Paraguay .....	0-3

#### AUSTRALIA

Argentina .....	2-1
Cameroon .....	3-3
England .....	1-1
Germany .....	0-1

#### MEXICO

Brazil .....	2-2
Mexico .....	1-1
Costa Rica .....	2-1
U.S.S.R. ....	0-1
Mexico .....	3-0

#### PAPUA NEW GUINEA

Fiji .....	7-0
New Zealand .....	2-1
Papua New Guinea .....	2-0
New Zealand .....	4-3

#### COSTA RICA

Israel .....	1-3
Costa Rica .....	3-1
Israel .....	2-1
Costa Rica .....	3-0

#### MEXICO

Mexico .....	1-1
Scotland .....	2-1
Korea .....	1-2

*Continued Next Page*

**1985 OCEANIA/ISRAEL SECTION**

15th February 1985	Australia	v
17th February 1985	Australia	v
20th February 1985	Australia	v
22nd February 1985	Australia	v
24th February 1985	Australia	v

**1985 FINAL SERIES**

24th August 1985	Australia	v
27th August 1985	Australia	v
29th August 1985	Australia	v

**OCEANIA/ISRAEL SECTION**

17th January 1987	Australia	v
19th January 1987	Australia	v
24rd January 1987	Australia	v
26th January 1987	Australia	v

**AUSTRALIA**

New Zealand	2-1
Fiji	6-1
Chinese Taipei	3-0
Papua New Guinea	6-0
Israel	3-2

**U.S.S.R.**

U.S.S.R.	0-0
Canada	0-0
Nigeria	2-3

**NEW ZEALAND**

Fiji	7-0
Israel	1-1
Chinese Taipei	5-0
New Zealand	3-0

PLAYED 39 — WON 22 DRAWN 10 LOST 7

## THE OLYMPIC AIRWAYS NATIONAL LEAGUE



*Mr. Sam Papasavas*

### REPORT FROM MR SAM PAPASAVAS — CHAIRMAN OF THE NATIONAL LEAGUE COMMITTEE

In 1976 the decision was taken to implement a national soccer competition which would dramatically improve standards in the game. By virtue of circumstances at the time it was necessary to ensure that some clubs in the League were selected because of geographic location.

By the early 1980's, after expansion of the League to sixteen clubs, it became obvious that this formula was not feasible, and a decision was made to further expand the League and regionalise the competition into two divisions.

This proved to be a major error, because quite simply there were not sufficient players or facilities to retain the highest standards possible.

We have turned the complete circle and reverted to the original format of fourteen clubs in one division, but the major difference is that this time we have the best fourteen clubs in Australia, regardless of geographic location.

It is a credit to all concerned that we were able to make this transition at the end of 1986 without the usual blood-letting so familiar in past days. For this I sincerely congratulate all the clubs.

I also thank Olympic Airways for their support of the League during 1985 and 1986 and hope that they can remain involved with the League in the future.

We now look forward to 1987 with great optimism. The announcement late last year by the South Australian Brewing Company Ltd that it would sponsor the League under the name of WEST END for four years indicated the change in format.

At last we now have a major Australian company with prestige, not only providing the League with funds, but more importantly providing immense promotional and marketing support to enable the competition to gain greater exposure.

We sincerely thank West End for their support and view our relationship as the beginning of a long-term association which will mutually benefit both organisations. Together with other sponsors such as Ansett, Beach Fashions, Mitre, Nanda, Qantas, Power, Xerox and Wedgwood, we hope to make the coming season our best ever.

1987 will be a testing year. We must endeavour to build on the positive decisions that were made to bring about the revised League. We must work to further improve our image and we must ensure that standards are improved, whether they be facilities, standards of play, marketing or administration.

I look forward with optimism to a great year of soccer in the West End National Soccer League.



## AUSTRALIAN SOCCER FEDERATION DIRECTORS' REPORT

The directors present their report on the company for the period ended 31st December, 1986.

- (a) The names of the directors in office at the date of this report are:—
- |                          |                  |
|--------------------------|------------------|
| Sir Arthur Thomas George | Victor Tuting    |
| Michael Weinstein        | Ian Brusasco     |
| John Branov              | George Dick      |
| Rodger Grylls            | James Carapatis  |
| David Williams           | Joe Lacerenza    |
| Sam Papasavas            | John Constantine |
- (b) The principal activities of the company in the course of the financial period was to promote the game of association football throughout the Commonwealth of Australia. No significant change has taken place in the nature of these activities during the period;
- (c) The net amount of the loss of the company for the financial period was \$35,212;
- (d) In accordance with company's memorandum the company shall not pay any dividend;
- (e) Since the end of the previous financial year no director of the company has received or become entitled to receive a benefit (other than a benefit included in the aggregate amount of emoluments received or receivable by directors shown in the notes to the accounts, or the fixed salary of a full-time employee of the company or of a related corporation) by reason of a contract made by the company or a related corporation with the director or with a firm of which the director (is a member, or with a company in which the director) has a substantial financial interest.

DATED AT SYDNEY THE 27TH DAY OF MARCH 1987

SIR ARTHUR GEORGE

JOHN CONSTANTINE

---

## AUSTRALIA SOCCER FEDERATION STATEMENT BY DIRECTORS

---

1. In the opinion of the directors of AUSTRALIAN SOCCER FEDERATION:
- (a) The accompanying profit and loss account is drawn up so as to give a true and fair view of the result of the company for the financial period ended 31st December, 1986.
  - (b) The accompanying balance sheet is drawn up so as to give a true and fair view of the state of affairs of the company as at the end of the financial period.
  - (c) The company's accounts have been made out in accordance with Australian Accounting Standards; and
  - (d) As at the date of this statement, there are reasonable grounds to believe that the company will be able to pay its debts as and when they fall due.

DATED AT SYDNEY THE 27TH DAY OF MARCH 1987

  
\_\_\_\_\_  
SIR ARTHUR GEORGE

  
\_\_\_\_\_  
JOHN CONSTANTINE



# AUSTRALIAN SOCCER FEDERATION AUDITORS' REPORT

To members of Australian Soccer Federation.

In our opinion:

- (a) The attached accounts which have been prepared under the historical cost basis stated in Note 1 are properly drawn up in accordance with the provisions of the Companies (New South Wales) Code so as to give a true and fair view of:
- (i) The state of affairs of the company as at 31st December 1986 and the results for the period ended on that date;
- and
- (ii) The other matters required by section 269 of that Code to be dealt with in the accounts;
- (b) The accounting records and other records, and the registers, required by that Code to be kept by the company have been properly kept in accordance with the provisions of that Code.

Dated at Sydney  
27-3-87

*Billerwell Powers Smith*

BILLERWELL, POWERS & SMITH  
Chartered Accountants

*Gerard J. Bulters*  
GERARD J. BULTERS Partner

Sydney

---

**AUSTRALIAN SOCCER FEDERATION**  
**BALANCE SHEET AT 31st DECEMBER 1986**

---

	1986 \$	August 1985 \$
<b>GENERAL RESERVE</b> .....	<u>6,523</u>	<u>41,735</u>
Represented by:		
<b>FIXED ASSETS</b> ..... (Note 2)	<u>23,005</u>	<u>8,654</u>
<b>CURRENT ASSETS</b>		
Cash at bank and on hand .....	280	5,780
Accounts receivable ..... (Note 3)	339,543	411,840
Prepayments and other debtors ..... (Note 4)	493,395	518,465
	<u>833,218</u>	<u>936,085</u>
	<u>856,223</u>	<u>944,739</u>
<b>NON-CURRENT LIABILITY</b>		
Provision for Long Service Leave .....	<u>4,738</u>	<u>3,498</u>
<b>CURRENT LIABILITIES</b>		
Bank Overdraft .....	178,091	311,139
Sundry creditors and accruals ..... (Note 5)	666,871	588,367
	<u>844,962</u>	<u>899,506</u>
	<u>849,700</u>	<u>903,004</u>
	<u>6,523</u>	<u>41,735</u>

---

**AUSTRALIAN SOCCER FEDERATION**  
**INCOME AND EXPENDITURE STATEMENT**  
**FOR THE PERIOD ENDING 16 MONTHS TO 31st DECEMBER 1986**

---

	1986 \$	August 1985 \$
<b>GENERAL RESERVE AT BEGINNING OF PERIOD</b> .....	41,735	210,744
Loss for the period .....	<u>35,212</u>	<u>169,009</u>
<b>GENERAL RESERVE AT END OF PERIOD</b> .....	<u>6,523</u>	<u>41,735</u>

---

---

**AUSTRALIAN SOCCER FEDERATION**  
**NOTES TO AND FORMING PART OF FINANCIAL ACCOUNTS**  
**FOR THE PERIOD ENDING 16 MONTHS TO 31st DECEMBER 1986**

---

**NOTE 1 — STATEMENT OF ACCOUNTING POLICIES**

**Basis of Accounting**

These accounts have been prepared on the historical cost basis in accordance with Australian Accounting standards. The accounts do not purport to disclose the current values of the company's assets.

**Depreciation**

Depreciation is calculated on a diminishing value basis so as to write off the net cost of each fixed asset during its effective working life.

**Foreign Currency Transactions**

Transactions in foreign currency have been converted at rates ruling at balance date or actual rates at dates of transaction.

**NOTE 2 — FIXED ASSETS**

	Cost \$	Accumulated Depreciation \$	Net Book Value \$
<b>1986</b>			
Furniture and fittings .....	25,464	(18,010)	7,454
Motor Vehicle .....	17,900	(2,349)	15,551
	<u>43,364</u>	<u>(20,359)</u>	<u>23,005</u>
 <b>August 1985</b>	 \$	 \$	 \$
Furniture and fittings .....	<u>25,334</u>	<u>(16,680)</u>	<u>8,654</u>

**NOTE 3 — ACCOUNTS RECEIVABLE**

Accounts receivable are stated after providing nil (1985) provision for doubtful debts.

**NOTE 4 — PREPAYMENTS AND OTHER DEBTORS**

An amount of \$440.166 remains receivable in respect of sponsorship. This amount has been secured by subsequent agreement and it is anticipated that the amount will be received, providing the Bi-Centennial Gold Cup proceeds and is financially successful.

---

---

**AUSTRALIAN SOCCER FEDERATION**  
**NOTES TO AND FORMING PART OF FINANCIAL ACCOUNTS**  
**FOR THE PERIOD ENDING 16 MONTHS TO 31st DECEMBER 1986**

---

<b>NOTE 5 — SUNDRY CREDITORS AND ACCRUALS</b>	<b>1986</b>	<b>August</b>
	<b>\$</b>	<b>\$</b>
Sundry creditors and accruals .....	501,186	326,047
Government Grant — income in advance .....	10,000	40,000
Loan — A.T.G. (Holdings) Pty. Limited .....	150,000	100,000
Provision for pools distribution .....	—	100,000
Provision for referees development .....	—	5,550
Provision for holiday pay .....	5,685	16,770
	<u>666,871</u>	<u>588,367</u>

**NOTE 6 — AUDITORS' REMUNERATION**

Amounts received or due and receivable by the auditors for:

(a) Auditing of accounts .....	9,179	7,000
(b) Other services .....	16,600	13,750

No other benefits were received by the auditors.

**NOTE 7 — MEMBERS LIABILITY**

Every member of the company undertakes to contribute to the assets of the company, in the event of the same being wound up while he is a member, or within one year after he ceases to be a member, for the payment of the debts and liabilities of the company and the costs, charges and expenses of winding up and for the adjustment of the rights of contributories among themselves such amount as may be required not exceeding twenty dollars (\$20.00).

---

---

**AUSTRALIAN SOCCER FEDERATION  
(EXCLUDING NATIONAL SOCCER LEAGUE)  
BALANCE SHEET AT 31st DECEMBER 1986**

---

		1986 \$	August 1985 \$
<b>GENERAL RESERVE</b> .....		<u>6,523</u>	<u>41,735</u>
Represented by:			
<b>FIXED ASSETS</b> .....	(Note 2)	<u>5,268</u>	<u>6,080</u>
<b>CURRENT ASSETS</b>			
Cash at bank — Referees Development Account .....		—	5,550
Cash on hand .....		80	80
Sundry debtors — Recoverable expenses .....		—	12,079
Accounts Receivable .....	(Note 3)	49,967	207,479
Prepayments and other debtors .....	(Note 4)	480,166	490,212
		<u>530,213</u>	<u>715,400</u>
		<u>535,481</u>	<u>721,480</u>
<b>NON CURRENT LIABILITIES</b>			
Provision for long service leave .....		<u>4,738</u>	<u>3,498</u>
<b>CURRENT LIABILITIES</b>			
Bank Overdraft .....		132,554	274,211
Sundry creditors and accruals .....	(Note 5)	391,666	402,036
		<u>524,220</u>	<u>676,247</u>
		<u>528,958</u>	<u>679,745</u>
		<u>6,523</u>	<u>41,735</u>

---

**AUSTRALIAN SOCCER FEDERATION**  
**PROFIT AND LOSS ACCOUNT**  
**FOR THE PERIOD ENDING 16 MONTHS TO 31st DECEMBER 1986**

	1986	August
	\$	1985
		\$
<b>INCOME</b>		
Affiliation fees .....	3,400	3,420
Government grants .....	110,000	110,000
Interest received .....	—	7,624
Sponsorship .....	390,941	36,743
Pools commission — Australia .....	107,508	52,808
Pools commission — P.P.A. ....	279,350	166,400
Pools commission — other pools .....	488	6,307
	<u>891,687</u>	<u>383,302</u>
<b>EXPENDITURE</b>		
Accountancy and audit fees .....	15,347	10,250
Bank charges .....	8,697	1,411
Coaching badges .....	(16)	(247)
Australian Junior Championships — medals, banners and trophies .....	392	2,458
A.N.Z. Scholarship .....	(4,865)	—
Depreciation .....	812	667
Donations .....	—	421
Electricity .....	955	—
Fringe Benefit Tax .....	236	—
General expenses .....	1,227	3,676
Insurance .....	8,478	5,804
Interest .....	16,403	6,587
Leasing expenses .....	10,759	5,593
Legal costs .....	1,105	926
Meals and accommodation .....		
General meetings .....	2,258	4,747
Executive and directors .....	9,217	5,860
Sub Committee meetings .....	2,985	4,413
Motor vehicle expenses .....	2,232	3,929
National coaching scheme .....	2,564	—
Postage and couriers .....	8,206	7,127
Presentations .....	3,143	387
Printing and stationery .....	20,867	16,081
Provision for annual leave .....	(7,094)	6,333
Provision for long service leave .....	1,240	629
Press conference .....	—	172
Press clipping service .....	3,877	2,770
Recording fees — pools .....	5,100	—
Rent .....	43,773	24,714

(Note 6)

*Continued Next Page*

**AUSTRALIAN SOCCER FEDERATION**  
**PROFIT AND LOSS ACCOUNT**  
**FOR THE PERIOD ENDING 16 MONTHS TO 31st DECEMBER 1986**

	1986 \$	August 1985 \$
Repairs and maintenance .....	2,297	1,697
Salaries .....	116,591	80,615
Staff amenities .....	887	100
Subscriptions .....	1,384	554
Superannuation contributions .....	3,747	2,790
Telephone, cable and telex .....	8,077	8,448
Travelling expenses .....	—	862
General meetings .....	—	5,853
Executive and directors .....	10,723	6,089
Sub Committee meetings .....	8,522	3,132
FIFA Congress and Oceania .....	1,632	—
Travelling and entertaining expenses .....	4,938	5,910
FIFA/Coca Cola World Youth — Chile '87 .....	—	8,747
Under 16 — Talent Identification — 1985/1986 .....	59,585	48,144
Under 18/19 — Talent Identification .....	46,190	46,410
Merlion Trophy — Singapore .....	—	39,820
Australia — China 1986 .....	23,952	8,984
Under 16 teams preparation .....	9,291	57,217
1985 World Youth Championship Qualifying Tournament .....	(2,814)	46,196
Australia v Czechoslovakia .....	67,713	—
Australia v New Zealand .....	15,721	—
Youth Team Preparation — 1985/1986/1987 .....	174,764	66,035
National Team Preparation .....	215,801	—
	<u>926,899</u>	<u>552,311</u>
<b>LOSS FOR THE PERIOD .....</b>	<u>35,212</u>	<u>169,009</u>

**AUSTRALIAN SOCCER FEDERATION**  
**GENERAL RESERVE**  
**FOR THE PERIOD ENDING 16 MONTHS TO 31st DECEMBER 1986**

	1986	August 1985
	\$	\$
RETAINED EARNINGS AT BEGINNING OF PERIOD .....	41,735	210,744
Loss for the period .....	35,212	169,009
RETAINED EARNINGS AT END OF PERIOD .....	<u>6,523</u>	<u>41,735</u>

**AUSTRALIAN SOCCER FEDERATION**  
**NOTES TO AND FORMING PART OF THE FINANCIAL ACCOUNTS**  
**FOR THE PERIOD ENDING 16 MONTHS TO 31st DECEMBER 1986**

**NOTE 1 — STATEMENT OF ACCOUNTING POLICIES**

**Basis of Accounting**

These accounts have been prepared on the historical cost basis in accordance with Australian accounting standards. The accounts do not purport to disclose the current values of the company's assets.

**Depreciation**

Depreciation is calculated on a diminishing value basis so as to write off the net cost of each fixed asset during its effective working life.

**NOTE 2 — FIXED ASSETS**

	Cost	Accumulated Depreciation	Net Book Value
	\$	\$	\$
<b>1986</b>			
Furniture and fittings .....	20,660	(15,392)	5,268
	<u>20,660</u>	<u>(15,392)</u>	<u>5,268</u>
<b>August 1985</b>			
Furniture and fittings .....	20,660	(14,580)	6,080
	<u>20,660</u>	<u>14,580</u>	<u>6,080</u>

**NOTE 3 — ACCOUNTS RECEIVABLE**

Accounts receivable are stated after providing nil (1985) provision for doubtful debts.



---

**AUSTRALIAN SOCCER FEDERATION**  
**NOTES TO AND FORMING PART OF THE FINANCIAL ACCOUNTS**  
**FOR THE PERIOD ENDING 16 MONTHS TO 31st DECEMBER 1986**

---

**NOTE 4 — PREPAYMENTS AND OTHER DEBTORS**

An amount of \$440,166 remains receivable in respect of sponsorship. This amount has been secured by subsequent agreement and it is anticipated that the amount will be received, providing the Bi-Centennial Gold Cup proceeds and is financially successful.

	1986 \$	August 1985 \$
<b>NOTE 5 — SUNDRY CREDITORS AND ACCRUALS</b>		
Sundry Creditors and accruals .....	235,980	183,706
Loan — A.T.G. (Holdings) Pty. Limited .....	150,000	100,000
Provision for pools distribution .....	—	100,000
Provision for holiday pay .....	5,686	12,780
Provision for referees development .....	—	5,550
	391,666	402,036

**NOTE 6 — AUDITORS' REMUNERATION**

Total amounts receivable by the auditors of the company for:

(i) Auditing of accounts .....	5,847	3,250
(ii) Other services .....	9,500	7,000
No other benefits were received.		

**NOTE 7 — DIRECTORS' EMOLUMENTS**

Total emoluments (excluding fixed salaries) received or due and receivable by:

(i) Directors engaged in the full time employment of the company .....	—	—
(ii) Other directors .....	—	—

**NOTE 8 — MEMBERS LIABILITY**

Every member of the company undertakes to contribute to the assets of the company, in the event of the same being wound up while he is a member, or within one year after he ceases to be a member, for the payment of the debts and liabilities of the company and the costs, charges and expenses of winding up and for the adjustments of the rights of the contributories among themselves, such amount as may be required not exceeding twenty dollars (\$20.00).

---

---

**NATIONAL SOCCER LEAGUE OF AUSTRALIA**  
**BALANCE SHEET AT 31st DECEMBER 1986**

---

	1986 \$	August 1985 \$
<b>ACCUMULATED LOSSES</b> .....	<u>16,770</u>	<u>(32,175)</u>
Represented by:		
<b>FIXED ASSETS</b> ..... (Note 2)	<u>17,737</u>	<u>2,574</u>
<b>CURRENT ASSETS</b>		
Cash on hand .....	200	150
Accounts receivable ..... (Note 3)	289,576	204,361
Sundry debtors and prepayments .....	<u>13,229</u>	<u>16,174</u>
	<u>303,005</u>	<u>220,685</u>
	<u>320,742</u>	<u>223,259</u>
<b>CURRENT LIABILITIES</b>		
Bank overdraft .....	45,537	36,928
Sundry creditors and accruals .....	291,975	150,166
Provision for annual leave .....	—	3,990
	<u>337,512</u>	<u>191,084</u>
	<u>(16,770)</u>	<u>32,175</u>

The above loss is payable by the clubs of the National Soccer League of Australia and is included in current assets in the Federation's balance sheet.

---

**NATIONAL SOCCER LEAGUE OF AUSTRALIA**  
**PROFIT AND LOSS ACCOUNT**  
**FOR THE PERIOD ENDING 16 MONTHS TO 31st DECEMBER 1986**

INCOME	1986 \$	August 1985 \$
Surplus from National League Competition .....	95,661	117,597
Loss from Youth League Competition .....	(9,247)	(11,899)
Surplus from National Soccer Cup .....	(19,127)	2,040
Loss from Challenge Matches .....	—	(2,957)
Surplus from Top 5 Competition .....	11,207	18,632
Surplus from Marketing and Promotion .....	72,043	134,082
Income from Victorian Soccer Federation .....	2,064	—
Surplus on sale of ties .....	—	2,468
Interest received .....	10,315	919
Federal Grants .....	50,000	25,000
	<u>212,916</u>	<u>285,882</u>
 <b>ADMINISTRATION EXPENDITURE</b>		
Accountancy and audit fees .....	10,432	10,500
Bank charges .....	1,637	1,769
Conference expenses .....	20,934	—
Depreciation .....	2,867	238
Electricity .....	1,100	932
Filing fees .....	78	—
Freight and cartage .....	6,811	4,477
Fringe benefits tax .....	659	—
General expenses .....	1,049	990
Insurance .....	5,252	8,268
Interest .....	2,133	4,771
Leasing charges .....	6,324	4,875
Legal costs .....	1,139	5,311
Meeting expenses .....	10,277	12,779
Motor vehicle expenses .....	7,834	3,809
Newspapers .....	195	145
Postage .....	6,201	6,002
Presentation night .....	37,369	10,597
Printing and stationery .....	9,014	6,688
Provision for holiday pay .....	(3,990)	(1,415)
Rent .....	—	2,515
Repairs and maintenance .....	557	652
Salaries .....	110,556	65,350
Subscriptions .....	696	257
Telephone .....	11,908	9,323
Travelling expenses — executive .....	10,829	6,974
	<u>261,861</u>	<u>165,807</u>
<b>LOSS (PROFIT) FOR THE PERIOD</b> .....	48,945	(120,075)
Retained earnings (accumulated losses) at beginning of period .....	32,175	(87,900)
<b>ACCUMULATED LOSSES (RETAINED EARNINGS) AT END OF PERIOD</b> ....	<u>16,770</u>	<u>(32,175)</u>

---

**NATIONAL SOCCER LEAGUE OF AUSTRALIA**  
**NOTES TO AND FORMING PART OF THE FINANCIAL ACCOUNTS**  
**FOR THE PERIOD ENDING 16 MONTHS TO 31st DECEMBER 1986**

---

**NOTE 1 — STATEMENT OF ACCOUNTING POLICIES**

**Basis of Accounting**

These accounts have been prepared on the historical cost basis in accordance with Australian accounting standards. The accounts do not purport to disclose the current values of the company's assets.

**Depreciation**

Depreciation is calculated on a diminishing value basis and prime cost basis so as to write off the net cost of each fixed asset during its effective working life.

	<b>1986</b>	<b>August</b>
	<b>\$</b>	<b>1985</b>
		<b>\$</b>
<b>NOTE 2 — FIXED ASSETS</b>		
Furniture and fittings — at cost .....	4,804	4,674
Accumulated depreciation .....	2,618	2,100
	2,186	2,574
Motor vehicles — at cost .....	17,900	—
Accumulated depreciation .....	2,349	—
	15,551	—
	17,737	2,574

**NOTE 3 — ACCOUNTS RECEIVABLE**

Accounts receivable are stated after providing \$Nil (1985 \$Nil) provision for doubtful debts.

**NOTE 4 — AUDITORS REMUNERATION**

	<b>1986</b>	<b>August</b>
	<b>\$</b>	<b>1985</b>
		<b>\$</b>
Amounts received or due and receivable by the auditors for:		
(i) Auditing of the accounts .....	3,332	3,500
(ii) Other services .....	7,100	7,000
No other benefits were received by the auditors.		

---

## OFFICIALS SINCE INCEPTION OF THE A.S.F.

YEAR	PRESIDENT	SENIOR VICE PRESIDENT	VICE PRESIDENT	SECRETARY	TREASURER
1962	Dr H. Seamonds	T. Marmaras	—	R. Clark	R. Clark
1963	"	"	—	"	"
1964	Sir William Walkley	"	G.A. Bayutti	"	T. Grimson
1965	"	"	I.P. Brusasco	I. McAndrew	"
1966	"	G.A. Bayutti	V. Tuting	"	"
1967	"	"	"	"	"
1968	"	"	"	"	"
1969	"	"	A.T. George	B. Le Fevre	"
1970	Sir Arthur George	V. Tuting	I.P. Bruasasco	"	"
1971	"	J. Oliphant	"	"	"
1972	"	T. Marmaras	"	"	"
1973	"	"	"	"	"
1974	"	"	V. Tuting	"	"
1975	"	V. Tuting	M. Weinstein	"	"
1976	"	"	"	"	"
1977	"	"	"	"	"
1978	"	"	"	"	"
1979	"	"	"	"	"
1980	"	"	"	"	"
1981	"	"	"	"	"
1982	"	"	"	B. J. Emery	"
1983	"	"	"	"	"
1984	"	I.P. Brusasco	J. Lacerenza	"	J. Dimtsis
1985	"	"	M. Weinstein	"	"
1986	"	"	"	"	R. Grylls