



AUSTRALIAN SOCCER FEDERATION

1983

ANNUAL REPORT

INFORMATION CENTRE
AUSTRALIAN INSTITUTE OF SPORT
P.O. Box 176,
Belconnen, A.C.T. 2616

20 JAN 1984

2 DAY
LOAN
ONLY

**22nd
ANNUAL
REPORT**

**FINANCIAL STATEMENTS AND ACCOUNTS
Period Ended 31st August, 1983**

AUSTRALIAN SOCCER FEDERATION LIMITED

(Incorporated in the A.C.T.)

Registered Office

36-38 Clarence Street, Sydney N.S.W. 2000

Telephone: 29 7025, 29 7026

Cables: 'Football Sydney'

Telex: AA 70512

OFFICE BEARERS 1983 SEASON

President:	Sir Arthur George
Vice Presidents:	Messrs V. Tuting, M. Weinstein
Hon. Vice President:	Mr P. McCann
Executive Members:	Messrs I. P. Brusasco, J. Carapetis, K. Ferguson, F. Burin, E. Lamb, J. Lacerenza, R. Grylls, S. Papasavas, K. Rodny, H. Croft, R. Woods
Executive Director:	Mr B. J. Emery
Honorary Treasurer:	Mr T. R. Grimson
Chairman National League:	Mr S. Papasavas
Deputy Chairman:	Mr A. Labbozzetta
Secretary National League:	Mr S. Kamasz
Football Association	
Council Representative:	Sir David Hill-Wood
Auditors:	Billierwell, Powers & Smith
Solicitors:	David Landa, Stewart & Co.
Bankers:	Westpac Banking Corporation
Registered Office:	1st Floor, 36-38 Clarence Street, Sydney N.S.W.
Cables & Telegrams:	Football Sydney
Telephone:	29 7025, 29 7026, 29 7027
Telex:	70512

LIFE MEMBERS

Mr Victor Tuting MBE	22.2.64	Mr John Barclay	15.3.70
Mr Theo Marmaras MBE	26.2.67	Mr Julius Re	15.3.70
Alderman Ian Brusasco	24.2.68	Mr Giacomo Bayutti AO	21.11.70
Mr Michael Weinstein BEM	24.2.68	Mr Jim Connell	2.12.78
Mr Thomas Grimson OA	30.3.69	Sir Arthur George	5.12.81

TWENTY SECOND ANNUAL GENERAL MEETING

NOTICE OF MEETING

NOTICE IS HEREBY GIVEN that the TWENTY SECOND ANNUAL GENERAL MEETING of Members of the AUSTRALIAN SOCCER FEDERATION will be held at the CAMPERDOWN TRAVELODGE, MISSENDEN ROAD, CAMPERDOWN, N.S.W. on Saturday 26th November 1983 commencing at 10.00 a.m.

ORDER OF BUSINESS

1. Confirmation of the Minutes of the Twenty First Annual General Meeting held on 5th February 1983.
2. To receive and consider for adoption the Twenty Second Annual Report, Balance Sheet and accompanying statements for the period ended August 31st, 1983.
3. To elect the President for the ensuing 2 years.
4. To elect two Vice-President for the ensuing year.
5. To elect Auditors for the ensuing year. The retiring Auditors, Billerwell, Powers and Smith, being eligible, offer themselves for re-election.
6. To receive and consider any additional reports.
7. To transact any other business brought before the Meeting by Notice of Motion.

BY ORDER OF THE EXECUTIVE COMMITTEE

Sir Arthur George
President

Brian Emery
Executive Director

Dated at Sydney
22nd November, 1983

PRESIDENT'S ADDRESS



Sir Arthur George

The Accounts for the year ended 31st August last speak for themselves and they disclosed an increased in the Federation's accumulated funds from \$40,225 to \$131,029. This should be the forerunner of a continual increase by reason of the forward financial arrangements that have been made by the Federation and hopefully will progressively provide increased reserves sufficient to protect the Federation against unforeseen expenditure and underpin its financial structure.

Elsewhere in this Report mention is made to the resignation of Messrs Vic Tuting MBE and Mr Karl Rodny MBE after many years of service of Soccer and on your behalf and mine I thank them for their past services.

Also elsewhere in the Report you will note the decision of the Executive to nominate for election as additional Honorary Vice Presidents Mr Vic Tuting MBE and the Honorable L. Kelly MP and Speaker of the House of Assembly. I endorse the remark set out in the general body of the Report about these appointments.

After the close of the financial year approval was given by the Executive of the Australian Soccer Federation to a 24 team two conference league of which details have already been announced but at the same time agreements were reached which I think will eliminate the friction between some of the State Federations and the National League Clubs which has been detrimental to Soccer's interests in the past.

It is refreshing to note that in the two major States of NSW and Victoria, special Board representation will be made available to representatives of the National League Clubs and that in NSW there is also provision for a representative of Junior Soccer to join the Executive committee.

In the other States the Executives have or are being re-constructed to make them more representative of Soccer as a whole.

On the Executive of the Australian Soccer Federation there is now a fully voting representative of the National League Clubs and two representatives of the Junior Soccer movement are non-voting members.

It is my view that the next step necessary to bring the Constitutional structure of Soccer into the 1980s will be to make provision for elected representatives of the Junior Council to become voting members of the Executive and for the present voting structure to be re-considered.

In 1983 we saw the continuance of the movement that commenced in 1980 and which was accelerated in 1981, 1982 and 1983, namely the reduction of imported players participating in our senior competition and the emergence of the Australian Youth Teams who, both in the 1981 World Youth Championship and the 1983 World Youth Championship, performed creditably and supplied increasing numbers of players to senior league clubs. The Federation's Youth policy fervently opposed by many has now been accepted by all.

I am satisfied that more remains to be done in this direction. The method of selection of some of the State U16 and U19 players, particularly in NSW where there are so many players involved, is not such as to, in my opinion, ensure that the players with skill are all identified early. Consideration is being given in conjunction with the Commonwealth Government who has offered assistance in this regard, to plan more efficient talent identification procedures.

The Director of Coaching, and his State counterparts, continue to perform meritoriously but I again must note that a full time Director of Coaching in NSW where it is so necessary because of the number of players involved is essential.

Having noted the generous support of the Parklea project by the NSW Government and the new financial basis negotiated between the National League Clubs and the NSW Soccer Federation, it is imperative in the current year that the NSW Soccer Federation recognise its responsibilities to the present and not only to the future, and appoint a full time Director of Coaching responsible as in every other State to Mr Eric Worthington, the Director of Coaching.

The question of coaching on a more senior level is of equal concern. National League Clubs and first division clubs keep on rotating the same coaches year after year and except in isolated cases there appear to be no attempt by coaches to bring themselves up to date and certainly no attempt by National League Clubs, in particular, to bring into Australia, as is being done by all other developing Soccer Nations, overseas coaches to bring our coaching methods up to date.

The National Coaching Scheme is dominated by English orientated coaches and in my view the National League Clubs should bring into this country experienced coaches from European countries and South America.

On the other hand, I think the Australian Soccer Federation has an obligation in this regard and I will ask the Executive to set up a system of licensing coaches who would be permitted to coach First Division Clubs and National League Club Teams. An essential part of any such Licensing System would be to insist, after providing a reasonable period of grace, that Coaches who desire to renew their Licence must either attend overseas ASF approved coaching courses to update their skills or, if that is not possible, to attend at the Australian Institute of Sport Coaching Courses which can be and will be organised by the Australian Soccer Federation, hopefully with the assistance of a nominated FIFA Coach.

In the 1982 World Cup Campaign the majority of New Zealand National Players had previously participated in our National League Competition. Steps are being taken to ensure that any New Zealand players in future recruited by our National League Clubs are recruited on condition that they *will not* be released to play against us for New Zealand in the World Cup.

Insofar as our National Youth Team players are concerned, a standard form of contract is being prepared to ensure that players produced at great expense by this Federation will not transfer overseas for their own benefit and the benefit of their Clubs without this Federation reserving the right to recall them to fulfil World Cup obligations. If their policies appear to be contradictory they are at least pragmatic and necessary.

The problems of Australian Soccer continue to be detrimentally affected by our long distances of travel internally and externally, our high fare structures and inadequate facilities. It is to be hoped that the Commonwealth and/or State Governments, particularly in NSW look to the question of providing an adequate football ground with sufficient seating to pre-sell important matches available to all codes.

We are an affluent country and we continue to place great emphasis on our love of sport and to acclaim as heroes those Australians that win in International Competition without providing, particularly to Sydney, adequate facilities to assist Federations such as ours the finance necessary to develop the sport.

The federation is proud of its association with the Australian Institute of Sport and congratulates the Commonwealth Government on its progressive policies in this regard. Similar feeder facilities in the major capital cities and in the longer term in regional centres are required. I personally commenced to advocate such facilities after visiting Germany with our 1974 World Cup Team which participated in the finals.

We have already announced a relationship between the Australian Institute of Sport and the Australian Soccer Federation relating to the National Youth Team. This is an example of how much the Institute can do to help Australian youngsters in their chosen sport.

I commend the Accounts and the Directors Report to you.

EXECUTIVE DIRECTOR'S REPORT



Mr Brian Emery

On behalf of the Executive Committee, I wish to submit for your consideration a report on the activities of the Australian Soccer Federation for the 1983 season. This report also deals with those events that have occurred at the end of 1982 season and not included in the last Annual Report.

Once again the results of the National Youth Team tend to dominate the events of 1983. However, it is pleasing to report that the results of the National Team in the 3 match series against England were possibly the most significant results achieved over the past years. At the time of publication of this report, the proposed re-structure of the National League was still being finalised. A great deal of planning has been implemented by the National League Committee, together with the co-operation of the State Federations.

HONORARY VICE PRESIDENTS

Currently the only Honorary Vice President is Mr P. McCann. The Executive has unanimously recommended that this Annual General Meeting elect two additional Honorary Vice Presidents namely: Messrs Vic Tuting MBE and The Honorable L. Kelly MP Speaker of the Legislative Assembly in the State of NSW.

The election of Vic Tuting will continue to make available to the Australian Soccer Federation, the benefit of his advice and experience in his new position, whilst at the same time making it possible for a younger delegate to be put forward by Tasmania.


The election of the Honorable L. Kelly MP will bring to the Executive the services of a greatly respected parliamentarian and sportsman. Mr Kelly will be able to present the views of the National League Clubs, being President of the Wollongong City Club, but in a broader sense he will be able to render valuable services, not only to the Australian Soccer Federation, but to soccer generally.

AUSTRALIA V ENGLAND

The 3 match series conducted against England proved to be most successful. Frank Arok was appointed as 'stand-in' coach while National Coach Les Scheinflug was on duty with the National Youth Team at the World Youth Championship titles in Mexico.

The Chairman of the England FA, Mr Bert Millichip and General Secretary Mr Ted Croker, accompanied the team to Australia. Their courteous co-operation throughout the tour which involved many civic receptions and formal club functions, was most appreciated. The England team, as usual, were most professional in their approach, off the field as well as on the field.

The Australian players and results are as indicated below.



England player Trevor Francis was welcomed at Sydney Airport by Captain Socceroo.

12th June 1983 — Australia 0, England 0

Australian Team: T. Greedy, A. Davidson, D. Ratcliffe, S. O'Connor, C. Yankos, G. Jennings, J. Watson (81 mins. P. Stone), J. Cant, P. Katholos, J. Kosmina, P. O'Connor (65 mins. D. Mitchell).

15th June 1983 — Australia 0, England 1

Australian Team: T. Greedy, A. Davidson, C. Yankos, S. O'Connor, D. Ratcliffe, G. Jennings, J. Watson, J. Cant, P. Katholos (K. Murphy), P. O'Connor (D. Mitchell), J. Kosmina.

19th June 1983 — Australia 1, England 1

Australian Team: T. Greedy, A. Davidson, D. Ratcliffe, S. O'Connor, C. Yankos, G. Jennings, J. Watson, J. Cant, K. Murphy, J. Kosmina, P. O'Connor.

AUSTRALIA V NEW ZEALAND


Two internationals were conducted in February against New Zealand. One at home and one away. Australia lost the first game in Auckland, played on 22nd February, 2-1.

The return game, played on 27th February also resulted in a loss for Australia.

While no excuses should be made for these losses, I am sure that the World Cup Committee will carefully consider any pre-season games in future for the national team, without adequate preparation.

The Australian team had played in Singapore at the end of 1982, but no games had been conducted or training camps prior to the preparation of this squad.

The players and details are as shown below.



Les Scheinflug, National Coach.

22nd February 1983 — Australia 1 (Kosmina), New Zealand 2

Australian Team: M. Cook, A. Davidson, D. Ratcliffe, A. Niven, S. Blair, G. Christopoulos, G. Byrne, P. Katholos, D. Mitchell, J. Kosmina, P. O'Connor (72 mins. M. Soper).

27th February 1983 — Australia 0, New Zealand 2

Australian Team: M. Crook, A. Davidson, D. Ratcliffe, A. Niven, S. Blair, G. Christopoulos, G. Byrne, P. Katholos, D. Mitchell, J. Kosmina (60 mins. M. Soper), P. O'Connor.

1983 NATIONAL YOUTH TEAM

The campaign to reach the 1983 World Youth Championship Finals started on the 5th December 1982 in Papua New Guinea. Australia, there, played Fiji, New Zealand and Papua New Guinea in the Oceania Youth Championships which is a qualifying round for the elimination series for the World Youth Championships.

The results of the games, played in this the first round of the Championships, were as follows:

5th December 1982 — Australia 7 (Lowe, Brown 2, Wright 3, Incantalupo) Fiji 0

Australian Team: C. Hummel, R. Maier, T. McCulloch, R. Jones, R. Vlietstra, L. Fabrizio, R. Stewart (70 mins. M. Salvo), F. Farina, F. Incantalupo, D. Lowe, R. Brown (65 mins. D. Wright)

7th December 1982 — Australia 2 (Incantalupo, Lowe) New Zealand 1

Australian Team: C. Hummel, R. Maier, T. McCulloch, R. Jones, R. Vlietstra, M. Salvo (65 mins. R. Licata), R. Stewart, F. Farina, F. Incantalupo, D. Lowe, R. Brown (32 mins. D. Wright).

9th December 1982 — Australia 2 (Farina, Lowe) Papua New Guinea 0

Australian Team: C. Hummel, R. Maier, T. McCulloch, R. Jones, R. Vlietstra, L. Fabrizio, R. Stewart, F. Farina, F. Incantalupo, D. Lowe, D. Wright.

World Youth Championships — Eliminations Round 2

On the 26th January 1983 Australia was required to play in a series against Costa Rica and Israel, in Costa Rica. Costa Rica were the third team in the Concacaf tournament with the host Mexico already qualified and the United States the winner of the Concacaf tournament, being the other qualifier. The results of the games and the players who participated, in this the second round of the elimination series, are as indicated below:

26th January 1983 — Australia 1 (Brown) Israel 3

Australian Team: C. Hummel, R. Maier, T. McCulloch, R. Jones, R. Vlietstra, J. Patikas, R. Stewart, F. Farina, F. Incantalupo (75 mins. R. Licata), D. Lowe, R. Brown.

30th January 1983 — Australia 3 (Lowe, Patikas, Farina) Costa Rica 1

Australian Team: C. Hummel, R. Maier, T. McCulloch, R. Jones, R. Vlietstra, J. Patikas, M. Salvo, F. Farina, F. Incantalupo, D. Lowe, R. Brown.

1st February 1983 — Australia 2 (Lowe, Brown) Israel 1

Australian Team: C. Hummel, R. Maier, T. McCulloch, R. Jones, R. Vlietstra, J. Patikas, R. Stewart, F. Farina (sent off 75 mins.) R. Licata (46 mins. D. Wright), D. Lowe, R. Brown.

3rd February 1983 — Australia 3 (Lowe 2, Wright) Costa Rica 0

Australian Team: C. Hummel, R. Maier, T. McCulloch, R. Jones, R. Vlietstra, J. Patikas, R. Stewart, D. Wright, F. Incantalupo, D. Lowe, R. Brown.

The Final of the World Youth Championships

In the first World Youth Championships conducted in 1977 in Tunisia, the Oceania Confederation were not invited to participate. In 1979, the Australian team was eliminated in round 2 by the very strong Paraguay combination. In 1981 as hosts of the World Youth Championships, Australia excelled all expectations and reached the quarter-finals.

1983 saw the first time that Australian progressed through the elimination series to reach the finals of the World Youth Championships. Drawn into a very strong section with Mexico, the host country, Scotland, the European Youth Champions and South Korea, the Asian Champions, the Australian team had mixed results.

The first game against the host country Mexico at the Azteca Stadium, with a crowd of 110,000 people, Australia drew 1-1 after being caught in a traffic jam on the way to the stadium. Much has been said and reported about the delay of 1 hour prior to kick-off and effects on the team. The FIFA completely exonerated the Australian team from any blame involved, however, the affect on the players will never be known. The results and the players in each of the three games in the 1983 World Youth Championship Finals are as shown below.

2nd June 1983 — Australia 1 (Farina), Mexico 1

Australian Team: A. Franken, T. McCulloch, R. Maier, R. Vlietstra, R. Jones, J. Patikas, R. Stewart (46 mins. T. Dakos), F. Farina, F. Incantalupo (60 mins. R. Licata), D. Lowe, R. Brown.

5th June 1983 — Australia 2 (Incantalupo, Patikas), Scotland 1

Australian Team: A. Franken, T. Dakos, R. Maier, R. Vlietstra, J. Rizzotto, J. Patikas, R. Stewart, F. Farina (70 mins. D. Wright), F. Incantalupo (74 mins. R. Licata), D. Lowe, R. Brown.

8th June 1983 — Australia 1 (Brown), South Korea 2

Australian Team: A. Franken, T. Dakos, R. Maier, R. Vlietstra, J. Rizzotto, T. McCulloch, J. Patikas, R. Stewart (46 mins. F. Farina), F. Incantalupo (46 mins. R. Licata), D. Lowe, R. Brown.

The magnificent effort of the Australian team speaks well for future World Cup squads. A total of 21 players have now played in the full National Squad who have represented in the 1979 and 1981 National Youth Team.

Without doubt the most startling aspect of the development of soccer in Australia over the past 5 years has been the emergence of our youth players on a national and international level. The development of our youth has been credited to various aspects, but it must be kept in mind that if FIFA had not started the World Youth Championships, this opportunity would not have arisen. We must also give credit to Coca Cola the original sponsors of the National Youth Team who assisted with the promotion of this team originally and provided the funds to participate in the World Youth Championships in 1979 and again assisted with the promotion in 1981. The end result, however, is that the code has benefited greatly and will continue to benefit while the promotion of our youth players is of major importance.



AUSTRALIAN YOUTH TEAM RECORD



1978 WORLD YOUTH CUP OCEANIA SECTION

11th November, 1978 Australia
14th November, 1978 Australia
16th November, 1978 Australia

NEW ZEALAND

v Papua New Guinea 9-0
v Fiji 5-1
v New Zealand 2-1

1979 INTERCONTINENTAL SECTION

7th February, 1979 Australia
9th February, 1979 Australia
14th February, 1979 Australia
16th February, 1979 Australia

PARAGUAY

v Paraguay 0-2
v Israel 0-0
v Israel 0-0
v Paraguay 0-3

1981 FINAL SERIES

3rd October, 1981 Australia
5th October, 1981 Australia
8th October, 1981 Australia
11th October, 1981 Australia

AUSTRALIA

v Argentina 2-1
v Cameroon 3-3
v England 1-1
v Germany 0-1

1982 JOAO HAVELANGE INTERNATIONAL

5th November, 1982 Australia
7th November, 1982 Australia
9th November, 1982 Australia
12th November, 1982 Australia
14th November, 1982 Australia

MEXICO

v Brazil 2-2
v Mexico 1-1
v Costa Rica 2-1
v USSR 0-1
v Mexico 3-0

1982 OCEANIA SECTION

5th December, 1982 Australia
7th December, 1982 Australia
9th December, 1982 Australia
12th December, 1982 Australia

PAPUA NEW GUINEA

v Fiji 7-0
v New Zealand 2-1
v Papua New Guinea 2-0
v New Zealand 4-3

1983 INTERCONTINENTAL

26th January, 1983 Australia
30th January, 1983 Australia
1st February, 1983 Australia
3rd February, 1983 Australia

COSTA RICA

v Israel 1-3
v Costa Rica 3-1
v Israel 2-1
v Costa Rica 3-0

1983 FINAL SERIES

2nd June, 1983 Australia
5th June, 1983 Australia
8th June, 1983 Australia

MEXICO

v Mexico 1-1
v Scotland 2-1
v Korea Rep. 1-2

Played 27, Won 14, Drawn 7, Lost 6

**FIFA/COCA-COLA CUP —
WORLD YOUTH CHAMPIONSHIP, MEXICO 1983**

Official Results

First Final Round

Group A — Mexico, Australia, Korea Republic, Scotland

2.6	Mexico	Mexico v. Australia	1:1 (1:0)
3.6	Toluca	Korea Rep. v. Scotland	0:2 (0:0)
5.6	Mexico	Korea Rep. v. Mexico	2:1 (1:1)
5.6	Toluca	Scotland v. Australia	1:2 (0:0)
8.6	Mexico	Mexico v. Scotland	0:1 (0:1)
8.6	Toluca	Australia v. Korea Rep.	1:2 (0:2)

Referee

A. Biguet, France
E. Bellion, USA
J. Keizer, Netherlands
C. Esposito, Argentina
L. Felix, Brazil
H. Brummeier, Austria

Classification

1. Scotland	3	2	0	1	4:2	4
2. Korea Rep.	3	2	0	1	4:4	4
3. Australia	3	1	1	1	4:4	3
4. Mexico	3	0	1	2	2:4	1

Group B — Poland, Ivory Coast, Uruguay, USA

3.6	Puebla	Poland v. Ivory Coast	7:2 (3:0)
3.6	Guadalajara	Uruguay v. USA	3:2 (1:0)
5.6	Puebla	USA v. Ivory Coast	1:0 (0:0)
6.6	León	Uruguay v. Poland	3:1 (0:0)
8.6	Puebla	Poland v. USA	2:0 (0:0)
8.6	Irapuato	Ivory Coast v. Uruguay	0:0 (0:0)

Zhang Daqiao, China PR
I. Greg, Czechoslovakia
C. Pagano, Peru
M. Larache, Morocco
F. Okubule, Nigeria
Lee Do-Ha, Korea Rep

Classification:

1. Uruguay	3	2	1	0	6:3	5
2. Poland	3	2	0	1	10:5	4
3. USA	3	1	0	2	3:5	2
4. Ivory Coast	3	0	1	2	2:8	1

Group C — China PR, Argentina, Czechoslovakia, Austria

4.6	Mexico	China PR v. Argentina	0:5 (0:1)
4.6	Puebla	Czechoslovakia v. Austria	4:0 (1:0)
7.6	León	Austria v. Argentina	0:3 (0:3)
7.6	Irapuato	Czechosl. v. China PR	3:2 (1:0)
9.6	León	Argentina v. Czechosl.	2:0 (1:0)
9.6	Irapuato	China PR v. Austria	3:0 (0:0)

H. Silva, Chile
R. Yushka, USSR
B. McGinlay, Scotland
M. Karim, Bahrain
B. Grah, Ivory Coast
C. Bambridge, Australia

Classification:

1. Argentina	3	3	0	0	10:0	6
2. Czechoslovakia	3	2	0	1	7:4	4
3. China PR	3	1	0	2	5:8	2
4. Austria	3	0	0	3	0:10	0

Group D — USSR, Nigeria, Netherlands, Brazil

4.6	Guadalajara	Netherlands v. Brazil	1:1 (0:0)
4.6	Monterrey	USSR v. Nigeria	0:1 (0:0)
6.6	Guadalajara	Brazil v. Nigeria	3:0 (3:0)
6.6	Monterrey	Netherlands v. USSR	3:2 (1:0)
9.6	Guadalajara	USSR v. Brazil	1:2 (0:0)
9.6	Monterrey	Nigeria v. Netherlands	0:0 (0:0)

R. Ericsson, Sweden
F. Ramirez, Mexico
C. Alfaro, Costa Rica
J. Martinez, Uruguay
K. Hackett, England
A. Libich, Poland

Classification:

1. Brazil	3	2	1	0	6:2	5
2. Netherlands	3	1	2	0	4:3	4
3. Nigeria	3	1	1	1	1:3	3
4. USSR	3	0	0	3	3:6	0

Quarter Finals

11.6	Mexico	Scotland v. Poland	0:1 (0:1)
1.6	Monterrey	Uruguay v. Korea Rep	1:2* (0:0, 1:1)
12.6	León	Argentina v. Netherlands	2:1 (0:1)
2.6	Guadalajara	Brazil v. Czechoslovakia	4:1 (3:1)

A. Biguet, France
C. Alfaro, Costa Rica

Qualified for Semi-Finals:

Poland
Korea Republic

K. Hackett, England
F. Ramirez, Mexico

Argentina
Brazil

Semi-Finals

15.6	Mexico	Poland v. Argentina	0:1 (0:0)
15.6	Monterrey	Korea Rep. v. Brazil	1:2 (1:1)

J. L. Martinez Bazan, Uruguay
J. Keizer, Netherlands

Qualified for Final:

Argentina
Brazil

Match for 3rd place

18.6	Guadalajara	Poland v. Korea Rep	2:1* (0:1, 1:1)
------	-------------	---------------------	-----------------

L. Felix F., Brazil

Final

19.6	Mexico	Argentina v. Brazil	0:1 (0:1)
------	--------	---------------------	-----------


A. Biguet, France

*after extra-time



1. BRAZIL
2. ARGENTINA
3. POLAND
4. KOREA REPUBLIC

THE 1983 AUSTRALIAN YOUTH SQUAD



SCOREBOARD

NATIONAL LEAGUE

	P	W	D	L	F	A	Diff	P
1. St George (2)	30	15	10	5	47	27	+20	55
2. Sydney City (1)	30	15	9	6	48	30	+18	54
3. Preston (5)	30	15	7	8	47	32	+15	52
4. Sth Melbourne (6)	30	15	7	8	44	36	+8	52
5. Newcastle (12)	30	14	7	9	45	26	+19	49
6. Heidelberg (4)	30	11	10	9	39	38	+1	43
7. Olympic (8)	30	12	5	13	38	36	+2	41
8. Leichhardt (7)	30	11	6	13	43	36	+7	39
9. Marconi (10)	30	9	11	10	43	41	+2	38
10. Canberra (15)	30	11	5	14	47	53	-6	38
11. Adelaide City (13)	30	10	6	14	37	38	-1	36
12. Footscray (14)	30	9	9	12	25	42	-17	36
13. West Adelaide (9)	30	7	12	11	25	37	-12	33
14. Brisbane City (16)	30	8	9	13	33	50	-17	33
15. Wollongong (3)	30	4	15	11	41	55	-14	27
16. Brisbane Lions (11)	30	6	8	16	36	61	-25	26

Plus-minus figures show goal difference. Numbers in brackets show how the team finished in 1982.

NSL 1983	Sydney City	St George	Wollongong	Heidelberg	Preston	Sth Melbourne	Leichhardt	Sydney Olympic	West Adelaide	Marconi	Brisbane Lions	Newcastle KB	Adelaide City	Footscray	Canberra City	Brisbane City
Sydney City	★	0-0	3-1	2-0	3-0	3-0	2-0	2-1	0-0	2-0	3-0	1-0	1-0	1-1	3-0	2-2
St George	1-2	★	4-0	1-1	1-1	2-0	2-1	1-0	0-0	2-2	1-1	1-0	1-1	2-1	2-1	4-0
Wollongong	2-3	0-0	★	0-0	1-1	2-2	1-1	1-2	1-1	1-1	1-1	2-2	3-1	1-1	2-3	1-1
Heidelberg	1-0	1-4	2-0	★	3-1	2-3	2-0	4-1	1-1	0-1	2-0	2-1	0-1	0-0	3-1	2-1
Preston	4-0	1-1	3-2	0-0	★	0-4	2-1	0-1	3-0	3-2	5-0	1-0	2-1	2-1	2-0	4-0
Sth Melbourne	3-2	0-2	0-1	1-1	0-0	★	1-0	3-0	1-0	2-1	2-1	2-5	2-1	1-1	1-2	3-1
Leichhardt	0-0	1-0	4-1	2-3	0-0	0-0	★	0-2	3-0	2-0	7-2	3-2	2-0	2-0	2-1	0-1
Sydney Olympic	5-1	1-2	3-3	3-0	1-0	0-2	2-1	★	0-1	2-2	0-0	0-1	1-0	0-1	3-1	0-3
West Adelaide	1-1	1-0	1-1	2-2	0-0	0-1	3-2	1-0	★	0-0	2-1	1-4	1-2	1-0	2-2	0-1
Marconi	1-1	4-0	5-4	2-0	3-1	1-1	1-3	0-2	1-3	★	1-1	1-1	3-2	0-1	2-1	0-0
Brisbane Lions	0-2	0-3	1-2	3-1	1-3	2-2	1-1	2-1	2-2	2-0	★	1-2	0-4	5-0	2-1	4-0
Newcastle KB	1-0	1-2	1-1	0-0	2-1	0-1	1-0	0-0	2-0	0-2	3-0	★	1-1	3-0	5-0	0-1
Adelaide City	1-1	1-0	2-2	2-4	0-1	1-0	1-2	1-2	2-0	1-0	2-1	0-1	★	3-0	2-2	2-0
Footscray	2-1	0-1	3-1	0-0	1-4	1-4	1-1	2-1	2-0	0-4	2-1	0-0	1-1	★	1-0	1-1
Canberra City	2-5	3-3	3-1	3-0	0-1	1-2	1-0	1-1	2-1	2-2	6-1	0-1	2-1	1-0	★	2-0
Brisbane City	1-1	2-4	0-2	2-2	3-1	3-0	3-2	0-3	0-0	1-1	0-0	2-5	2-0	0-1	2-3	★

NATIONAL SOCCER LEAGUE — YOUTH LEAGUE

	P	W	D	L	GF	GA	PTS
Sydney City	24	17	4	3	64	27	55
Newcastle United	24	13	3	8	40	30	42
St George	24	13	2	9	45	35	41
AIS	24	11	6	7	36	25	39
Sydney Olympic	24	10	3	11	39	39	33
Marconi	24	8	7	9	34	30	31
Canberra Arrows	24	9	2	13	36	48	29
Leichhardt	24	5	5	14	26	52	20
Wollongong City	24	3	6	15	21	55	15



AUSTRALIAN INSTITUTE OF SPORT

The Australian Soccer Federation now has a partner in the talent identification and promotion of Australian Youth players — The Australian Institute of Sport.

At the time of publication of this report, negotiations were under way to further consolidate this partnership. We trust that in the near future an announcement by the President, Sir Arthur George, will give the details of a far greater involvement.

The results of Institute members in all sports is highly commendable and soccer's results is no exception. The time and effort by Jim Shoulder and the talented players is laying an extremely solid foundation for future national senior teams.

The Minister of Sport, John Brown, the former Executive Director, Don Talbot, all the staff and coaches I am sure share in the pride all Australians feel when one of the Institute members excels in his or her sport.



FÉDÉRATION INTERNATIONALE
DE FOOTBALL ASSOCIATION

FEDERATION OF INTERNATIONAL FOOTBALL ASSOCIATIONS

The FIFA is without doubt one of the most respected world sporting authorities. The membership, now totalling over 150 countries, the conducting of World Youth Championships, Olympic Games elimination and the World Cup Series, together with development programmes for referees, coaches and administrators, makes the FIFA an extremely active organisation.

The FIFA have been made aware of the Oceania Confederation's views regarding the viability of Oceania as a Confederation. As FIFA define the boundaries of the Confederations and determine which countries shall be members, it is then FIFA's responsibility to re-define the boundaries to make a more equitable situation regarding elimination series for world events.

We have the utmost confidence in our many friends at FIFA to solve this problem.

FIFA'S REFEREES LIST

The seven FIFA Referees for 1982 were again re-confirmed for 1982. Mr Tony Boskovic has reached his retirement year and as a result Mr Tim Davies has been nominated to FIFA to supercede Mr Boskovic. I take this opportunity to sincerely congratulate Mr Davies on this appointment and feel quite confident that he will maintain the extremely high standard that our FIFA Referees display.

FIFA COMMITTEES

The FIFA further recognised the administration of the Australian Soccer Federation during the past season by including the Executive Director, Brian Emery in the instructors panel for administrative matters. Brian is the only member of the 10 man committee from the Southern Hemisphere.

With Sir Arthur George on the FIFA Executive, Eric Worthington on the FIFA Technical Committee and Leo Wilson on the Referees Instructors Committee it can be seen that the FIFA recognises the contributions of the ASF from amongst its 151 member countries.

OCEANIA CONFEDERATION

The President of the Australian Soccer Federation, Sir Arthur George, was made the first Honorary President of the Oceania Confederation at the meeting held in Papua New Guinea in December 1982. Mr Charles Dempsey, Chairman of the New Zealand Federation was elected President, and Mr Keith Young of Papua New Guinea was elected Secretary.

At the next Oceania Meeting held in Fiji, concern was expressed by all members of the situation in which Oceania finds itself. Dissatisfaction was expressed of the method of elimination imposed upon the Oceania winner for both the World Youth Championships and for the World Cup itself.

All members appreciated the problem FIFA has with regards to elimination series for both of these world events because of the varying size of the Confederations and Table 'A' (page 17) shows the membership of each of the Confederations. However, Table 'B' (page 17), shows the entries of the Confederations relative to those eligible to qualify, both on a number and percentage basis. These figures indicate the inequitable situation in which Oceania finds itself. Table 'C' (page 17), shows the number of games required to be played by the Oceania winner to qualify.

Our President, Sir Arthur George, as the FIFA Executive Member, will be raising this situation at the next meeting to be held in December. We sincerely trust that the FIFA Executive will find a solution to make eliminations for the World Youth Cup and World Cup more equitable.

“A” FIFA MEMBERSHIP

CONFEDERATIONS —

AFRICA	42	COUNTRIES
ASIA	37	COUNTRIES
EUROPE	31	COUNTRIES
CONCACAF	23	COUNTRIES
CONMEBOL	10	COUNTRIES
OCEANIA	5	COUNTRIES

“B” 1982 WORLD CUP

Confederation	Entries	Eligible to quality	% Eligible to quality	& if all members had entered
Europe	33	13	39	38
South America	10	3	30	30
Concacaf	15	2	13	8.7
Asia	19	2	10	5
Africa	29	2	6	4.7
Oceania	3	0	0	0

“C”

**THE NUMBER OF ELIMINATION GAMES REQUIRED TO
BE PLAYED FOR THE 24 COUNTRIES WHO QUALIFIED
FOR THE FINAL COMPETITION OF THE 1982 FIFA WORLD
CUP IN SPAIN ARE AS FOLLOWS:**

Germany FR	8	Brazil	4
Austria	8	Peru	4
		Chile	4
Belgium	8		
France	8		
USSR	8		
Czechoslovakia	8	Algeria	8
		Cameroon	8
Hungary	8		
England	8		
Yugoslavia	8	Kuwait	9
Italy	8	New Zealand	15
Scotland	8		
N. Ireland	8	Honduras	5
Poland	4	El Salvador	5

1984 OCEANIA YOUTH CHAMPIONSHIPS

Australia has been allocated the 1984 Oceania Youth Championships. These Championships will be played in December 1984, where a winner will be found to play in the second round series for the 1985 World Youth Championships. At this stage, there is no indication whatsoever as to the countries that will be involved in the second elimination series as in 1979 and 1981 South America's third country was used with the Oceania winner and Israel, however in 1983 Israel and the Oceania winner were required to play against number 2 from Concacaf. With Russia listed as the possible venue for the 1985 World Youth Championships, the composition of the second round elimination series is totally unknown at this stage.

TRANSFER OF PLAYERS

The table indicated below shows the number of players that have been cleared to play in Australia during the 1983 season. These 377 players were transferred from the football associations of other countries. With a limit on the number of temporary visa players, one can see that the number of permanent residents here formally played in their country of origin is dominated by the England, Scotland contingent.

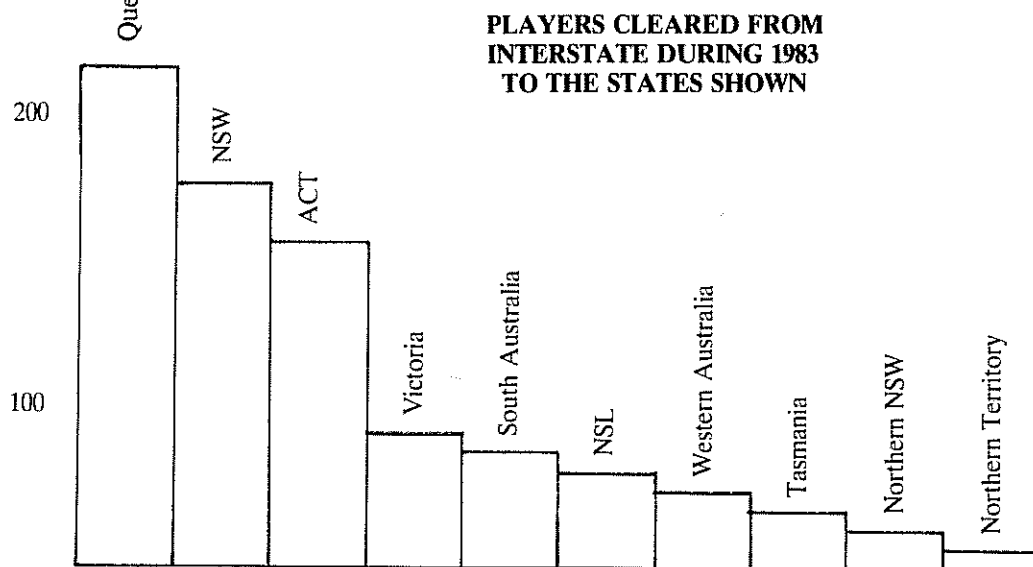
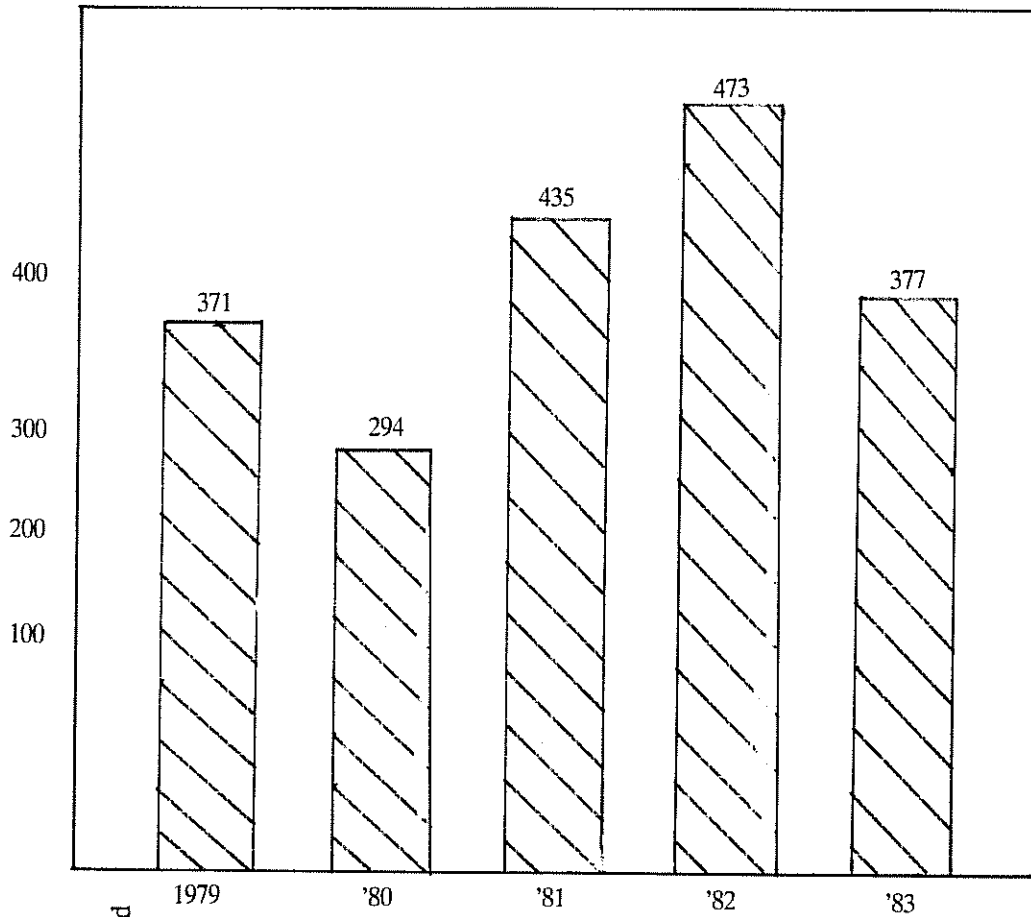
In Table 'B' (page 19), the number of transfers into Australia over the last five years is indicated.

COUNTRIES OF ORIGIN FOR PLAYERS CLEARED TO AUSTRALIA DURING 1983

England	166
Scotland	67
New Zealand	30
Yugoslavia	10
Wales	9
Republic of Ireland	8
West Germany	8
Hong Kong	7
Northern Ireland	7
The Netherlands	7
Italy	6
Greece	6
Argentina	5
United State of America	4
Switzerland	4
Canada	4
Chile	3
Fiji	3
Poland	3
Norway	3
Portugal	2
Malta	2
Austria	1
Barbados	1
Brazil	1
Colombia	1
Czechoslovakia	1
Iran	1
Malaysia	1
Singapore	1
South Africa	1
Spain	1
Turkey	1
Jamacia	1
Solomon Islands	1
TOTAL	377

**PLAYERS CLEARED TO PLAY
FROM OTHER COUNTRIES
OVER THE PAST FIVE YEARS**

Table 'B'



DEPARTMENT OF SPORT, RECREATION AND TOURISM

The Department conducted a National Executive Director's Workshop in Canberra on 20th — 22nd June 1983. There, the 40 National Executive Directors discussed a variety of topics relative to their profession. A report on the activities of this workshop was issued to all Executive Members of the Australian Federation. Topics discussed included a departmental update by Mr Dempster, the Acting First Assistant Secretary of the Department, a report by Mr John Miller on ACHPER, by Mr Bob Quimby on the Australian Sports Medicine Federation, by Mr Gary Daley from the Australian Confederation of Sport. Mr Don Talbot, the former Executive Director of the Institute of Sport, also outlined the plans and programmes of the Australian Institute of Sport. Workshop discussions were held regarding the National Athlete Award Scheme, the full time appointments, the sports administration centres, priorities of future funding, insurance, foreign policy, the role of sport science, office technology, cable television, the Sports Commission which at this stage was still a proposal, sports development programme grants, disabled sports and future workshops.

The two day workshop was a distinct advantage to all who participated and the Australian Soccer Federation would like to sincerely thank the Department for its foresight and active participation in the administration of the National Codes.


Mr John Brown, MP Minister for Sport, Recreation and Tourism, also addressed the workshop regarding the proposed Sports Commission. His frank and open discussion with the participants was greatly appreciated.

The Australian Sports Commission is now seeking information from all national organisations to determine priorities for a new approach to sports development.

I would like to sincerely thank Mr Dempster and Mr Dean Moore of the Department for their willingness to assist with any enquiries at any time. If the Commission use the expertise available within the Department, I am sure their job will be made so much easier and all sports will benefit.



L to R: Brian Emery (ASF Executive Director), Karel Rodny (NSWFSC President), Hon John Brown (Minister of Sport), Mr Bert Millichip (Chairman England FA), Mr Victor Tuting (ASF Snr Vice President), Mr Ted Croker (Secretary England FA).



Peter McCann and Mark Koussas are pictured receiving the team of the year award from the Australian Confederation of Sport.

AUSTRALIAN CONFEDERATION OF SPORT

The Australian Confederation of Sport was set up originally as a liaison between all sports and the Commonwealth Government. Their assistance in lobbying for additional funds for sport has been most successful. However, the direction in which the Confederation of Sport is heading has caused a great deal of concern to many of the national sporting organisations. Their entry into the marketing aspects of the game is in direct conflict with the aims of many national sporting organisations.

Sports plan, submitted to national organisations that they be involved in the allocation of funds is entirely unacceptable and not within the terms of reference originally allocated to the Confederation of Sport.

The Sports Australia Awards are a magnificent concept and the Confederation should feel quite proud of their efforts in this regard.

To those national sporting organisations who have withdrawn from the Confederation of Sport, I sincerely trust that they will reconsider their withdrawal, rejoin the Confederation and assist all members in getting the Confederation of Sport in the direction which the majority decide. There is a distinct need for the co-ordination of the sports industry in Australia, and as such there is a responsibility on all national sports to clearly specify the needs, aims and objectives of the Australian Confederation of Sport.

AUSTRALIAN OLYMPIC FEDERATION

On 1st September 1983, the Australian Soccer Federation were advised by the Australian Olympic Federation that a joint Communique issued by the FIFA and the International Olympic Committee clarify the situation with regards to eligibility for soccer players to participate in the Olympic Games. The text of this official Communique is as follows —

“On FIFA’s part and in application of Rule 26 of the IOC shall be considered as players eligible to participate in the Final Competition of the Olympic Football Tournament Los Angeles 1984 all players belonging to the National Association of FIFA in a country where there is a National Olympic Committee which is recognised by the IOC with the exception of players earning their living by playing football.

According to the decision taken by the FIFA Congress in Buenos Aires in 1978, the players from Europe and South America who have participated in the Preliminary and/or Final Competition of the FIFA World Cup are also excluded.

This equally applies to players who in the opinion of the IOC manifestly contravened the spirit of fair play in the exercise of sports, particularly by the use of doping or violence.”

This above Communique now clarifies the situation to make Australian Federation Members eligible to participate in the Olympic Games. I am sure that the Executive Committee will seriously discuss the ramifications of this new rule and I trust seek entry into the next Olympic Games elimination series.

There can be no better preparation for the World Cup series than hard international matches. The Olympic Games will give the desired stepping stone between the National Youth Team and the World Cup Squad.

I would like to take this opportunity to sincerely thank Phil Coles, the Australian representative on the International Olympic Committee, for his assistance to the Australian Soccer Federation over the past 6 months during these negotiations.



McDONALDS SOCCEROO SUPER SKILLS

1982 was the first year of the McDonald Socceroo Super Skills and over 6,000 boys qualified for various awards. This year the administration was decentralised to each of the State Federations and as a result the figures for 1983 were double 1982. There are still some hiccups in the system with regards to the ordering of stock, and it is anticipated that in 1984 there problems will be overcome by direct ordering from the States to the supplier.

The Australian Soccer Federation is in debt to the McDonalds Systems for their support in this venture. 1984 is the final year of the 3 year agreement with McDonalds on the Super Skills programme and I trust that we can do the same adjustments again, so that the 1984 figures will be double the 1983. I would like to take this opportunity to sincerely thank McDonalds, and in particular Mr Gerry Grace the Marketing Manager and Mr Chris Simmonds as Spectator Sports Marketing for their assistance in the promotion of this scheme. The figures below indicated the number of awards from each State during 1983.


ROTHMAN'S NATIONAL COACHING DIRECTOR

A major achievement of the National Coaching Scheme since its inauguration in 1975 has been to encourage governing bodies at State through to local levels to invest in coaching. While it would be a valuable exercise to assess the extent and growth of this, it would be, as one could imagine, an impossible exercise.

One example of this form of investment can be found in Queensland where there are now four full time appointments; a State Director and three Regional Directors of coaching.

At the club, local and district level it is now common practice for part time directors to be employed to oversee the training of coaches amongst other things.

The key personnel in the developmental coaching, which is the major objective of the National Coaching Scheme, fall into four categories.



Mr Eric Worthington

1. STATE DIRECTORS

The following are employed by their Federations in a full time capacity:—

Mr Bruce Stowell	Queensland
Mr Jim Foley	Northern NSW
Mr Les Bee	ACT
Mr Tim White	Victoria
Mr Mike Wells	
	SA
Mr Ron Tindall	WA

NSW have never employed a full time Director where Mr Eric Arneil acts in a part time capacity.

Mr Mike Wells completed a coaching tour of Africa on behalf of the Commonwealth Government Department of Foreign Affairs. He visited Zimbabwe, Sambia, Kenya and Tanzania in September 1982.

2. REGIONAL DIRECTORS

The following are employed by the Queensland Soccer Federation in a full time capacity:—

Mr Brian Jeffs	Townsville
Mr John Ward	Rockhampton
Mr Jim Selby	Bundaberg

3. STAFF COACHES

This is an honorary position and is in recognition of their skills as instructor-coaches on the Level 3 Senior Coaching courses.

Mr Andrew Bettell	SA	Mr John Gardiner	Victoria	Mr Jim Shoulder	ACT
Mr Casey de Bruin	NSW	Mr Joe Gilroy	Queensland	Mr Ron Smith	ACT
Mr Fred Bunce	Victoria	Mr Mick Jones	NSW	Mr Bruce Stowell	Queensland
Mr Frank Campbell	NSW	Mr Fred Kingshott	Queensland	Mr Ron Tindall	WA
Mr Steve Darby	Tasmania	Mr David Lee	NSW	Mr Alan Vest	SA
Mr Alan Edmondson	NSW	Mr Len McKendry	Victoria	Mr John Ward	Queensland
Mr Jim Foley	NSW	Mr Fred Robins	Queensland	Mr Mike Wells	SA
Mr Denis Ford	NSW	Mr Jim Selby	Queensland	Mr Tim White	Victoria

Mr Mick Jones recently undertook a tour of various Oceania countries on behalf of the Commonwealth Government Department of Foreign Affairs.

4. STATE INSTRUCTORS

Within each State, and appointed by the State Director, a number of coaches act as instructors on Level 1 — Basic and Level 2 — Preliminary courses.

Their title as State Instructor provides recognition of their special skill in the training of coaches.

This is a new award and the following act in that capacity:—

NSW	A. Payne, J. McDonald, J. Symons, J. Davis, R. McCarthy, V. Renkovetsky, C. James, V. Balzan, M. Groll, J. Dyce, R. Thomas, M. Evans, K. Healey, G. Andkovinoff, J. Haines, D. Ahearn, V. Dalglish.
WA	J. Hammond, D. Harrison, M. Leigh, J. Lewis, M. Miller, K. Rowlands, J. Ward, J. O'Connell.
SA	J. Evans, R. Cooper, A. Whittle, R. Webster, S. Miskelly, N. Bojanic.

5. INSTRUCTIONAL COURSES

- a) **Numbers attending** — A further example of continual growth in the overall investment in coaching is shown by the attainment of record totals of coaches attending courses. This is despite the generally poor economic conditions.

	Level			
	1	2	3	Total
Queensland	206*	138*	16	360*
Northern NSW	64*	53*	5	122*
NSW	1128*	350*	38	1516
ACT	58	25	10	93
Vic	135*	61*	26	222
Tasmania	—	—	—	—
SA	231*	63	22	316
WA	103	91	24	218
	1925*	781*	141*	2847*

* These are record annual totals.

- b) **Level 3 — Senior** — The course now consists of four parts and taken over not less than one year.

Part 1 — 5 days instruction

Part 2 — One year of guided practice

Part 3 — Four days of instruction and assessment

Part 4 — 2 days of fitness for soccer instruction

- c) **Level 4** — The planning and design of a Level 4 course has been completed. It will be held at the Australian Institute of Sport in 1984. Candidates will attend by invitation.

NATIONAL JUNIOR COUNCIL

Under the Chairmanship of Mr Harry Croft, the National Junior Council continues to promote the game for all Australia's junior footballers. The National Junior Council held it's first seminar in Canberra early in 1983 and discussed over a three day period, the many aspects of the promotion of the game.

The Chairman and Secretary of the National Junior Council were also invited to join the Executive of the Australian Soccer Federation as non-voting members. At the very first meeting attended by the Junior Council, an invitation was received for Australia to participate in an Under 15 competition for Oceania countries to be held in New Zealand in December 1983. The National Junior Council accepted the responsibility of the selection and finance of this venture, and used the National Under 14 and Under 15 Championships as the selection process.

In December 1983 a squad of Under 15 players will be representing Australia in the first Oceania age group championships. It is anticipated that the winner of this championship will be invited by FIFA to participate in the first World Under 16 Championship.

I take this opportunity to congratulate all the officials of the National Junior Council on their forward thinking and promotion of the juniors and to sincerely thank them for the time and effort that they give on behalf of the juniors of Australia.

NATIONAL JUNIOR CHAMPIONSHIPS

The National Junior Council once again conducted the U13, U14 and U15 National Age Group Championships. The U13 Championships conducted in Alice Springs was organised and arranged by the Northern Territory Junior Soccer Association. The U14 Championships were held in Queensland and we thank the Brisbane Junior Soccer Association for the promotion of these Championships. The U15 National Championships were allocated to New South Wales and we thank the New South Wales Amateur Soccer Federation for their efforts in the promotion of this age group.

The results of the Championships are as shown below and we take this opportunity to congratulate the winners of these Championships and trust that all players who participated benefited by the exchange of competition between the best players from each State.

Under 13

1. NSW
2. Vic
3. Qld
4. SA
5. Nth NSW
6. WA
7. NT

Under 14

1. Vic
2. WA
3. Qld
4. NSW
5. Nth NSW
6. SA
7. NT
8. ACT

Under 15

1. Qld
2. Vic
3. SA
4. NSW
5. WA
6. ACT
7. Nth NSW

AUSTRALIAN WOMENS SOCCER ASSOCIATION

Under the Chairmanship of Mrs Elaine Watson, the Australian Womens Soccer Association continues to prosper. The National Titles were conducted again this year and the table below shows the 1983 results. The Australian team also hope to take part in the first Oceania Cup to be held in New Calendonina in November. The Oceania Womens Confederation was formed early in 1983 and this will be their first venture to conduct an Oceania Tournament.

While no individual figures have been submitted for 1983 on registrations within each State, we are advised that the Australian Womens Association, like the National Juniors, are still on the increase.

I take this opportunity to congratulate the Womens Organisation and in particular the Secretary, Mrs Betty Hoar, for the promotion of the game amongst the women and girls within each State.

RESULTS OF THE 1983 NATIONAL CHAMPIONSHIPS HELD IN PERTH

New South Wales	7	6	1	—	33	4	13 pts
South Queensland	7	5	2	—	22	2	12pts
Western Australia	7	5	1	1	19	2	11pts
Northern NSW	7	3	1	3	18	8	7pts
Northern Territory	7	3	—	4	6	20	6pts
Tasmania	7	2	—	5	9	30	4pts
Victoria	7	1	1	5	5	20	3pts
ACT	7	—	—	7	2	28	0pts

NATIONAL UNDER 16 CHAMPIONSHIPS

The National Under 16 Championships were conducted this year by the Victorian Soccer Federation at the HMAS Cerberus Naval establishment.

At the Under 16 Championships, the National Coach Mr Les Scheinflug, the National Director of Coaching Mr Eric Worthington and the Australian Institute of Sport Coach Mr Jim Shoulder, all attended the Championships with one aim in mind. That aim is again talent identification for future players for the National Youth Championships. Players tend to think that their selection into the State Under 18 or 19 squad is their first chance to impress the selectors for inclusion at the Australian Institute of Sport or selection to the National Youth Team. However, many of these players have been watched at National Junior Championships, again at the National Under 16 selections and finally at the Under 18 and Under 19 National Youth Championships.

The Under 16's is becoming more and more a talent identification series and recommendations will be made to the Executive on the method of conducting these Championships to suit the needs of both the States and the players. The games played and results of these games are as indicated below.

The following are the results of the Championship

DAY 1	—	New South Wales	2	Western Australia	0
		Victoria	1	ACT	0
		South Australia	2	Queensland	0
		N. New South Wales	1	Tasmania	0
DAY 2	—	Victoria	3	New South Wales	0
		Queensland	0	N. New South Wales	1
		Western Australia	1	ACT	0
		South Australia	2	Tasmania	1
DAY 3	—	Victoria	1	Western Australia	0
		South Australia	1	N. New South Wales	1
		Tasmania	1	Queensland	1
DAY 4	—	A3 v B4 Western Australia	0	Queensland	1
		B3 v A4 Tasmania	1	ACT	2
Semi Finals		Victoria	1	N. New South Wales	2
		South Australia	1	New South Wales 1 (SA 5-4 on pen.)	
DAY 5	—	5th and 6th Placing — Queensland	1	ACT	0
		7th and 8th Placing — Western Australia	2	Tasmania	2
		3rd and 4th Placing — Victoria	0	New South Wales	1
		Final: South Australia	0	N. New South Wales	1

Final Placings:

1st	N. New South Wales
2nd	South Australia
3rd	New South Wales
4th	Victoria
5th	Queensland
6th	ACT
7th	Western Australia
8th	Tasmania

May I, on behalf of the Executive of the Australian Soccer Federation, sincerely thank the Victorian Soccer Federation and in particular the Championship Director, Mr George Wallace, for the time and effort involved in conducting these Championships for the Australian Soccer Federation.

NATIONAL YOUTH CHAMPIONSHIPS — UNDER 18

The National Youth Championships are basically the talent identification scheme for selection to the National Youth Team. The conducting of the competition to not only find the champion State but to identify the talent within each State is becoming a very expensive process.

The assistance with the Australian Institute of Sport during the 1983 National Championships further emphasised the talent identification scheme as all games were video taped for continual reference to the technical ability of each player participating.

Representation is made annually from various States with regards to the expansion of these titles to a full Round-Robin series. All States, however, are fully aware of the cost involved in retaining the players for the extra days necessary to achieve a full Round-Robin series. Recommendations will be made to the Executive with regards to the re-structuring of these Championships. The results of the games played during the 1983 series are as shown below.

Date	Group		Result	Group		Result
18/5	A	Qld v WA	1-1	B	NNSW v ACT	1-2
	A	Tas v NSW	1-0	B	Vic v SA	2-3
19/5	A	Tas v Qld	1-1	B	Vic v NNSW	2-1
	A	NSW v WA	2-4	B	SA v ACT	2-2
20/5	A	Tas v WA	0-1	B	Vic v ACT	1-0
	A	Qld v NSW	1-2	B	NNSW v SA	3-6
21/5	Play Off NSW v Qld		3-0	Play Off NSW v ACT		2-1
	Semi SA v Tas		6-1	Semi Vic v WA		3-1
22/5	7/8	Qld v ACT	4-3	5/6	NSW v NNSW	4-1
	3/4	WA v Tas	2-0	Final	SA v Vic	0-5

FINAL PLACINGS

- | | |
|--|---|
| 1. Victoria
2. South Australia
3. Western Australia
4. Tasmania | 5. New South Wales
6. N. New South Wales
7. Queensland
8. Australian Capital Territory |
|--|---|

I would like to sincerely thank the ACT Soccer Federation and the Australian Institute of Sport for the time and effort involved in conducting these Championships on behalf of the Australian Soccer Federation. The facilities available in Canberra and both the Gowry Hostel together with the grounds available are without doubt the best in Australia. To the small band of workers from the ACT Federation and the Institute of Sport, I extend my personal thanks for the excellent manner in which the conducting of these Championships was carried out.

WITH A LITTLE HELP FROM OUR FRIENDS

Over the past 5 years the most significant factor within our Code has been the emergence of youth players. A great deal of the credit for this development of youth must surely rest with the national coaching scheme and the Rothmans National Coaching Director, Mr Eric Worthington. The Rothman National Sports Foundation should share in the pride that all soccer feels with the emergence of so many talented young players.

Our old friends TAA once again assisted the Australian Federation and the National League throughout 1983. To Mr Norm Harrison, Ian Jamieson and Ian Tiley, I would like to sincerely thank you for your assistance throughout this season.

Mr Bob Lay of Adidas Australia I extend sincere thanks for the assistance given to the National Team and the National Youth Team. The Adidas gear provided for the two National Teams is greatly appreciated and worn with pride by all the members.

To Mr Tony Young and David Sargeant of Travelodge, I extend the sincere thanks of the Executive for the courtesy, assistance and efficient service extended to the members of the Executive. The New Zealand and England National Teams also commented on the friendly service of Travelodge while they were in Australia during this season.

To Graham McConnochie of Mitre, I extend the thanks of all members of the Code for your assistance to both the National League and the National Team. Your assistance in supplying the Laws of the Game for distribution to the juniors and referees throughout Australia is also greatly appreciated.

A special thanks must be extended to Mr Fred Vella of the Westpac Bank for his assistance to the Australian Federation during the year. The understanding and assistance of the Westpac Banking Corporation was greatly appreciated by the Federation during 1983.

WEST-NALLY

Patrick Nally and his company continue to support and show their confidence in Australian Soccer. The Australian Soccer Federation Marketing Company now under the management of West Nally deserves the support of every member of every State Federation. This support is the most practical way of assisting The Australian Soccer Federations major financial backer — West Nally.

AUSTRALIAN SOCCER REFEREE'S FEDERATION

The Senior Vice President, Mr Vic Tuting, again chaired the Referee's Sub-Committee Meetings which act as a liaison between the Australian Soccer Federation and the Australian Soccer Referee's Federation. The utmost co-operation has been displayed by the Secretary of the Referees, Mr Wal Bates, and the National Referee's Coaching Director, Mr Leo Wilson.

During this year three publications have been instituted at no cost to either the Australian Soccer Federation or the Australian Soccer Referee's Federation for referee's benefits. The first one was the production of "The Laws of the Game" by Mitre and for this we sincerely thank Mr Graham McConnochie of Mitre. The second publication was a small booklet entitled "Advice for Referees Inspectors". Once again, Mitre sponsored the production of this booklet and copies are to be distributed to all State Referees Federations. The third publication, which is an illustrated quiz book on the game, entitled "You Are The Referee", is also being produced and copies will be made available to the Referees Federation for distribution within their States.

Application has been made to the Australian Government for assistance financially for coaching seminars for the top referees from each State and at the date of publication no firm figure has been determined. The FIFA have also indicated that a coaching seminar for referees will be conducted in the Oceania Confederation and details, at this moment, are still being finalised with Oceania Secretary, Mr Keith Young.

A list is also being compiled of potential referees for future FIFA Lists from each of the top referees in two age group categories from each State. It is intended to use these lists for the grooming of the top potential referees from each State for future interstate and international fixtures.

One of the quiet achievers in the promotion of the referees has been the Dunlop Company. Dunlop has a sponsorship with the Australian Soccer Referees which is used for the technical development of the game. On behalf of the Australian Soccer Federation and the Australian Soccer Referee's Federation I would like to sincerely thank Dunlop for their assistance during 1983.

THE MEDIA

The coverage of the World Youth Championships conducted in Mexico was absolutely first class. With one Australian press man for every two Australian players participating in the Tournament, one would expect this to be the case. However, the coverage on Channel 0/28 with film clips on the Channel 10 network within the news, the coverage in the papers and the radio stations, promotion of the Tournament far exceeded all expectations.

The Australian Soccer Federations press clipping service is now three times the coverage of 1982. To the many professional, part time and amateur journalists who assist with the promotion of the Code, I extend to you the sincere thanks of the Australian Soccer Federation for your efforts.

SPECIAL THANK YOU

I would like to extend a special thank you to the members of the Australian Soccer Federation's Disciplinary Committee. The Chairman Mr Roger Dewick, Mr Don Morrison and Mr George Warner, who leave their business to attend and adjudicate on disciplinary measures necessary for the National League.

I would also like to thank Mr George Warner and Mr Tom Grimson of the Appeals Committee for their time and expertise that they so readily give to the Australian Soccer Federation. Also a special thanks to Mr Peter Russell for his efforts in promoting the National Youth League and to Mr Rod Woods, Secretary of the National Junior Council for his time and effort in the promotion of the National Juniors.

To the thousands of junior officials, managers, coaches, referees, who every weekend give up their valuable spare time to assist with the promotion of our game, I say thank you and trust that you share in our pride at the emergence of so many talented soccer players from the junior ranks.

BRIAN EMERY, EXECUTIVE DIRECTOR

SIR ARTHUR GEORGE, PRESIDENT

AUSTRALIAN SOCCER FEDERATION

DIRECTORS' REPORT

The directors of the company, report in accordance with a resolution of the board of directors with respect to the surplus of the company and the state of the company's affairs for the financial year ended 31st August, 1983.

- (a) The names of the directors in office at the date of this report are:

Sir Arthur Thomas George
Michael Weinstein
Frank Burin
Rodger Grylls
Ernie Lamb
Sam Papasavas

Victor Tuting
Ian Brusasco
Kenneth Ferguson
James Karapatis
Joe Larcerenza
Karel Rodny

- (b) The principal activity of the company in the course of the financial year was to promote the game of association football throughout the Commonwealth of Australia. No significant change has taken place in the nature of this activity during the year;
- (c) the net amount of the surplus of the company for the financial year was \$90,804;
- (d) material transfers to or from reserves or provisions during the financial year were:

	To \$	From \$	Reason
RESERVES			
General reserve	90,804		Addition to
PROVISIONS			
Pools Distribution	100,000	127,000	Addition to and payments from
Referee Development	--	6,844	Additions to and payments from
Holiday Pay	6,556	6,022	Additions to and payment from
National Youth Development	3,792	--	Amounts received for future expenditure
Advertising and Promotion	9,896	--	Addition to

- (e) in accordance with company's memorandum the company shall not pay any dividend;
- (f) the directors, before the profit and loss account and balance sheet were made out, took reasonable steps to ascertain what action had been taken in relation to the writing off of bad debts and the making of provisions for doubtful debts, and to cause all known bad debts to be written off and adequate provision to be made for doubtful debts;
- (g) at the date of this report, the directors are not aware of any circumstances which would render the amount written off for bad debts or the amount of the provision for doubtful debts inadequate to any substantial extent;
- (h) the directors, before the profit and loss account and balance sheet were made out, took reasonable steps to ascertain whether any current assets, other than current assets, to which paragraph (g) applies, were unlikely to realise in the ordinary course of business their value as shown in the accounting records of the company;
- (i) at the date of this report, the directors are not aware of any circumstances which would render the values attributed to current assets in the accounts misleading;
- (j) at the date of this report, there does not exist:
- (i) any charge on the assets of the company that has arisen since the end of the financial year and secures the liabilities of any other person; and

AUSTRALIAN SOCCER FEDERATION

DIRECTORS' REPORT

- (ii) any contingent liability that has arisen since the end of the financial year;
- (k) no contingent or other liability has become enforceable or is likely to become enforceable, within the period of twelve months after the end of the financial year, being a liability that, in the opinion of the directors, will or may substantially affect the ability of the company to meet its obligations when they fall due;
- (l) at the date of this report the directors are not aware of any circumstances not otherwise dealt with in the report or accounts which would render any amount stated in the accounts misleading;
- (m) the results of the company's operations during the financial year were not, in the opinion of the directors, substantially affected by any item, transaction or event of a material and unusual nature;
- (n) there has not arisen in the interval between the end of the financial year and the date of the report any items, transactions or events of a material and usual nature likely, in the opinion of the directors, to affect substantially the results of the company's operations for the next succeeding financial year;
- (o) since the end of the previous financial year, no director of the company has received or become entitled to receive a benefit other than:
 - (i) included in the aggregate amount of emoluments received or due and receivable by directors shown in the accounts; or
 - (ii) the fixed salary of a full-time employee of the company or of a related corporation.by reason of a contract made by the company or a related corporation with the director or with a firm of which he is a member, or with a company in which he has a substantial financial interest.

DIRECTOR

DIRECTOR

AUSTRALIAN SOCCER FEDERATION

BALANCE SHEET AT 31st AUGUST, 1983

	Note	1983 \$	1982 \$
GENERAL RESERVE		<u>131,029</u>	<u>40,225</u>
Represented by:			
FIXED ASSETS	2	<u>9,347</u>	<u>14,845</u>
CURRENT ASSETS			
Cash at bank and on hand		12,104	38,002
Cash on deposit		—	50,000
Accounts receivable	3	<u>935,470</u>	<u>632,595</u>
		<u>947,574</u>	<u>720,597</u>
		<u>956,921</u>	<u>735,442</u>
CURRENT LIABILITIES			
Bank overdraft and fully drawn advance		241,802	82,958
Sundry creditors & accruals	4	<u>584,090</u>	<u>612,259</u>
		<u>825,892</u>	<u>695,217</u>
		<u>131,029</u>	<u>40,225</u>

AUSTRALIAN SOCCER FEDERATION

INCOME & EXPENDITURE STATEMENT FOR THE YEAR ENDED 31st AUGUST, 1983

	1983 \$	1982 \$
General Reserve at beginning of year	<u>40,225</u>	<u>274,396</u>
Surplus (Deficit) from general profit and loss account	373,821	(234,171)
(Deficiency) 1983 World Youth Championships	(326,254)	—
Surplus 1986 World Cup Team Preparation	<u>43,237</u>	<u>—</u>
OPERATING PROFIT (DEFICIENCY) FOR THE YEAR	<u>90,804</u>	<u>(234,171)</u>
GENERAL RESERVE AT END OF YEAR	<u>131,029</u>	<u>40,225</u>

AUSTRALIAN SOCCER FEDERATION
NOTES TO AND FORMING PART OF THE FINANCIAL ACCOUNTS
FOR THE YEAR ENDED 31st AUGUST, 1983

NOTE 1 — STATEMENT OF ACCOUNTING POLICIES

Basis of Accounting

These accounts have been prepared on the historical cost basis in accordance with Australian accounting standards. The accounts do not purport to disclose the current values of the company's assets.

Depreciation

Depreciation is calculated on a diminishing value basic so as to write off the net cost of each fixed asset during its effective working life.

Foreign Currency Transactions

Transactions in foreign currency have been converted at rates ruling at balance date or actual rates at dates of transactions.

NOTE 2 — FIXED ASSETS

	Cost \$	Accumulated Depreciation \$	Net Book Value \$
1983			
Office furniture & fittings	24,195	14,848	9,347
Motor vehicles	—	—	—
	<u>24,195</u>	<u>14,848</u>	<u>9,347</u>
1982			
Office furniture & fittings	24,000	13,826	10,274
Motor vehicles	8,000	3,329	4,571
	<u>32,100</u>	<u>17,255</u>	<u>14,845</u>

NOTE 3 — ACCOUNTS RECEIVABLE

	1983	1982
	\$	\$
Trade debtors	312,966	301,021
Other debtors and prepayments	622,504	331,574
	<u>935,470</u>	<u>632,595</u>

AUSTRALIAN SOCCER FEDERATION

NOTES TO AND FORMING PART OF THE FINANCIAL ACCOUNTS

FOR THE YEAR ENDED 31st AUGUST, 1983

NOTE 4 — SUNDRY CREDITORS AND ACCRUALS

	1983	1982
	\$	\$
Sundry Creditors & accruals	340,047	394,279
Income in advance	69,000	23,836
Loan — ATG (Holdings) Pty Limited	50,000	40,000
Provision for Pools Distribution	100,000	127,000
Provision for Referees Development	7,829	14,673
Provision for holiday pay	3,526	10,705
Provision for National Youth Development Foundation	3,792	1,766
Provision for advertising and promotion	9,896	—
	<u>584,090</u>	<u>612,259</u>

NOTE 5 — AUDITORS' REMUNERATION

Amounts received or due and receivable
by the auditors for:

(a) Auditing of accounts	7,000	7,000
(b) Other services	7,325	9,200
	<u>14,325</u>	<u>16,200</u>

No other benefits were received by the auditors.

NOTE 6 — MEMBERS LIABILITY

Every member of the company undertakes to contribute to the assets of the company, in the event of the same being wound up while he is a member, or within one year after he ceases to be a member, for the payment of the debts and liabilities of the company and the costs, charges and expenses of winding up and for the adjustment of the rights of the contributories among themselves such amount as may be required not exceeding twenty dollars (\$20.00).

NOTE 7 — ASF MARKETING

The sum of \$320,000 shown in the profit and loss account as sponsorship. Australian Soccer Federation Marketing Ltd — is an agreed sum payable by ASFM in settlement of sponsorship obligations. Of this sum \$100,000 has been advanced and listed under Note 3 — other debtors. Arrangements have been made for payment prior to December.

AUSTRALIAN SOCCER FEDERATION

BALANCE SHEET AT 31st AUGUST, 1983

		1983 \$	1982 \$
GENERAL RESERVE		<u>131,029</u>	<u>40,223</u>
Represented by:			
FIXED ASSETS	(Note 2)	<u>7,487</u>	<u>12,778</u>
CURRENT ASSETS			
Cash at bank — Referees Development cash		7,829	14,673
Cash at bank — WYC Account		—	7
Cash on hand		80	80
Sundry Debtors — Recoverable expenses		2,303	—
Sundry debtors		81,057	20,946
Prepayments and other debtors	(Note 3)	<u>516,054</u>	<u>331,575</u>
			602,717
			<u>367,281</u>
		<u>610,204</u>	<u>380,059</u>
CURRENT LIABILITIES			
Bank overdraft		191,802	82,958
Sundry creditors and accruals	(Note 4)	<u>287,373</u>	<u>256,878</u>
		<u>479,175</u>	<u>339,836</u>
		<u>131,029</u>	<u>40,223</u>

AUSTRALIAN SOCCER FEDERATION

PROFIT AND LOSS ACCOUNT

FOR THE YEAR ENDED 31st AUGUST, 1983

INCOME	1983	1982
	\$	\$
Surplus on disposal of fixed asset	2,024	—
Affiliation fees	3,360	3,484
Government grants	52,000	36,000
Sponsorship-Australian Soccer Federation Marketing Limited	(Note 7) 320,000	—
Sponsorship — other	24,158	—
Pools commission — Australia	55,384	93,121
Pools commission — PPA	120,428	65,350
Pools commission — other pools	20,555	15,424
Royalties	9,326	15,000
Sundry income	397	319
	<u>607,623</u>	<u>228,698</u>
EXPENDITURE		
Audit and accountancy fees	9,000	9,500
Bank charges	1,055	716
Coaching badges	21	167
Australian junior championships — medals, banners and trophies	530	204
Depreciation	1,660	2,733
General expenses	3,201	537
Insurance	4,255	3,441
Interest	21,803	6,019
Leasing — motor vehicles	403	—
Legal costs	885	2,326
Meals and accommodation		
— General meetings	2,711	6,289
— Executive and directors	3,383	3,397
— Sub Committee meetings	1,445	40
— Junior council	300	2,098
— FIFA Congress	—	408
— Oceania Meeting	703	—
Motor vehicle expenses	5,603	1,344
National coaching scheme	5,242	11,600
Postage	5,806	4,437
Presentations	982	511
Printing and stationery	7,842	8,569
Provision for holiday pay	6,556	8,546
Provision for long service leave	—	482
Press conference	539	—
Press clipping service	1,807	1,980
Record fees — pools	2,550	2,550
Referee chart	—	(102)
Rent	9,072	7,945

Repairs and maintenance	921	1,105
Salaries	62,717	51,511
Staff amenities	531	288
Subscriptions	1,364	1,835
Superannuation contributions	3,297	4,362
Telephone, cable and telex	7,196	4,011
Travelling expenses	171	—
— General meetings	—	3,600
— Executive and directors	6,681	5,207
— Sub Committee meetings	1,065	1,124
— Junior council	3,859	6,337
— FIFA Congress	734	4,433
— Oceania Meetings	1,543	—
Travelling and entertainment expenses	282	4,359
Workers compensation insurance	321	—
Under 16 Championship	30,573	—
Youth Championship — Under 18/under 19	36,536	(33,971)
Youth Development Programme	—	(25,455)
Youth Development Program — McDonalds	(21,334)	(9,612)
Youth Development Program — Fuji	—	(1,626)
World Cup Tickets — Spain	—	180
	<u>233,811</u>	<u>222,277</u>
SURPLUS FOR THE YEAR	373,821	6,421
Retained earnings at beginning of year	71,462	65,041
RETAINED EARNINGS AT END OF YEAR	<u>445,283</u>	<u>71,462</u>

AUSTRALIAN SOCCER FEDERATION

1986 FIFA WORLD CUP TEAM PREPARATION

FOR THE YEAR ENDED 31st AUGUST, 1983

	1983 \$	1982 \$
World Cup 1986 — Management and administration	23,728	—
1986 World Cup Preparation Camps — in Australia	50,403	—
1983 Merlion Trophy — Singapore	11,292	—
1983 Australia v New Zealand — in Australia	2,433	—
1983 Australia v New Zealand — in New Zealand	27,486	—
1983 Australia v England	(158,575)	—
(SURPLUS) FOR THE YEAR	<u>(43,237)</u>	<u>—</u>

AUSTRALIAN SOCCER FEDERATION
1983 WORLD YOUTH CHAMPIONSHIPS
FOR THE YEAR ENDED 31st AUGUST, 1983

	1983 \$	1982 \$
1983 World Youth Championship — Squad Preparation costs in Aust.	95,333	—
1983 World Youth Championship — Squad Prep. costs overseas	103,997	—
1983 World Youth Championship — First qualifying round tournament	35,845	—
1983 World Youth Championship — Second and final tournament	91,079	—
	<u>326,254</u>	<u>—</u>

NATIONAL SOCCER LEAGUE OF AUSTRALIA
BALANCE SHEET AT 31st AUGUST, 1983

	1983 \$	1982 \$
(ACCUMULATED LOSSES) RETAINED EARNINGS	<u>(11,648)</u>	<u>2,228</u>
Represented by: FIXED ASSETS	(Note 2) <u>1,860</u>	<u>2,067</u>
CURRENT ASSETS		
Cash at bank and on deposit	4,195	73,242
Accounts receivable	231,909	180,660
Sundry debtors and prepayments	(Note 3) <u>108,753</u>	<u>113,993</u>
	<u>344,857</u>	<u>367,835</u>
	<u>346,717</u>	<u>369,902</u>
CURRENT LIABILITIES		
Fully drawn advance	50,000	—
Income in advance	69,000	23,836
Sundry creditors and accruals	(Note 4) <u>231,399</u>	<u>307,137</u>
Trade creditors — Bond	1,000	—
Provision for Philips Cup Distribution	—	22,000
Provision for annual leave	3,526	2,411
Australian Soccer Federation — current account	<u>3,440</u>	<u>12,290</u>
	<u>358,365</u>	<u>367,674</u>
	<u>(11,648)</u>	<u>2,228</u>

The above deficiency is refundable by the clubs of the National Soccer League of Australia and is included in sundry creditors in the Federation's balance sheet.

NATIONAL SOCCER LEAGUE OF AUSTRALIA

PROFIT AND LOSS ACCOUNT

FOR THE YEAR ENDED 31st AUGUST, 1983

	1983 \$	1982 \$
INCOME		
Deficiency from National League	(107,154)	(127,745)
Surplus from Youth League	9,791	—
Surplus from Charity Shield	—	1,443
Surplus from Nation Cup	52,767	9,867
Surplus from Top 4 Competition	1,280	—
Surplus from Marketing and Promotion	119,732	233,856
Supporter travel	18,600	9,566
Interest received	1,466	668
T.V. Rights	—	51,584
	<u>96,482</u>	<u>179,239</u>
ADMINISTRATION EXPENDITURE		
Accountancy and audit fees	5,325	6,700
Bank charges	1,390	118
Consultancy fees	3,947	12,234
Depreciation	207	230
Electricity	360	466
Freight and cartage	945	1,296
General expenses	253	564
Insurance	5,457	3,327
Interest	1,072	632
Leasing charges	2,327	565
Legal costs	3,355	319
Meeting expenses	8,311	6,346
Motor vehicle expenses	2,159	6,622
Newspapers	61	—
Postage	3,200	2,000
Presentation Night	7,278	—
Printing and stationery	3,221	7,313
Provision for holiday pay	4,683	1,191
Rent	6,119	5,663
Repairs and maintenance	112	—
Salaries	39,394	40,219
Telephone	5,114	6,523
Travelling expenses — executive	6,069	19,077
	<u>110,359</u>	<u>121,405</u>
(LOSS) PROFIT FOR THE YEAR	<u>(13,877)</u>	<u>57,834</u>
Retained Earnings (Accumulted Losses) at beginning of year	<u>2,229</u>	<u>(55,606)</u>
(ACCUMULATED LOSSES) RETAINED EARNINGS AT END OF YEAR	<u>(11,648)</u>	<u>2,228</u>

NATIONAL UNDER 16 CHAMPIONSHIP RECORD

Year	Venue	Winner		Runner-up	
1963	Sydney	New South Wales	3	Northern NSW	1
1964	Adelaide	South Australia	2	New South Wales	1
1965	Brisbane	Northern NSW	4	Queensland	0
1966	Melbourne	New South Wales	2	Northern NSW	1
1967	Sydney	New South Wales	3	South Australia	0
1968	Melbourne	Northern NSW	2	New South Wales	0
1969	Newcastle	New South Wales	1	Northern NSW	0
1970	Adelaide	Victoria	2	New South Wales	1
1971	Canberra	South Australia	2	New South Wales	1
1972	Sydney	Victoria	6	South Australia	1
1973	Brisbane	Northern NSW	4	Queensland	0
1974	Perth	Victoria	5	New South Wales	0
1975	Hobart	New South Wales		Victoria	
1976	Melbourne	Northern NSW		New South Wales	
1977	Sydney	New South Wales		Northern NSW	
1978	Brisbane	Victoria		Northern NSW	
1979	Sydney	New South Wales	3	South Australia	0
1980	Canberra	Queensland	1	New South Wales	0
1981	Not played				
1982	Sydney	New South Wales	4	Queensland	0
1983	Melbourne	Northern NSW		South Australia	

NATIONAL YOUTH CHAMPIONSHIP RECORD

1977	Sydney	New South Wales	2	Nth New South Wales	1
1978	Brisbane	New South Wales	2	Victoria	1
1979	Melbourne	Victoria	3	Western Australia	1
1980	Canberra	New South Wales	3	South Australia	2
1981	Canberra	South Australia		Queensland	
1982	Canberra	Queensland	4	New South Wales	1
1983	Canberra	Victoria		South Australia	

Note: Where scores are not shown, the Championships have been conducted on a round robin basis.

AUSTRALIAN INTERNATIONAL APPEARANCES

(AS AT 1st NOVEMBER 1983)

ONLY INCLUDES FULL "A" INTERNATIONAL AGAINST NATIONAL TEAMS

Yakka Banovic	1	Steve O'Connor	3	Ken Boden	14
Peter Boyle	1	Jim Pearson	3	Ernie Campbell	14
Jim Campbell	1	Charlie Yankos	3	Alan Marnoch	14
Duncan Cummings	1	David Zeman	3	Ivo Prskalo	14
John Davies	1	Alan Ainslie	4	Mark Jankovics	15
Paul Degney	1	John Anderson	4	Jack Reilly	15
John Doyle	1	Richie Bell	4	Alan Westwater	15
Sebastian Giampaolo	1	Arno Bertogna	4	Phil O'Connor	16
Rudolfo Gnani	1	George Clues	4	Max Tolson	16
Steve Herczeg	1	John Coyne	4	Harry William	17
Ross Kelly	1	Tommy Cumming	4	Todd Clarke	18
John Little	1	Mike Denton	4	Gary Cole	18
John McDonald	1	Steven Hogg	4	Eddie Krncevic	18
Bruce Morrow	1	John Perin	4	David Harding	19
George Nuttall	1	Billy Rice	4	Tommy McColl	19
John O'Shea	1	John Roche	4	Agenor Muniz	19
Jim Patikas	1	David Todd	4	George Keith	20
Mendo Ristovski	1	Joe Watson	4	Jim Tansey	20
John Roberts	1	Robert Wheatley	4	Branko Bulievic	22
John Russell	1	Gary Wilkins	4	Col Curran	22
Joe Senkalski	1	Billy Cook	5	Alan Davidson	22
John Spanos	1	Hammy McMeechan	5	John Nyskohus	22
Howard Tredinnick	1	Gary Manuel	5	Peter Sharne	23
Brian Turner	1	Jim Muir	5	John Watkiss	23
Brett Woods	1	Peter Raskopoulos	5	Tony Henderson	25
Glen Ahearn	2	Roy Blitz	6	George Harris	26
Terry Butler	2	Ray Lloyd	6	Ron Corry	27
Oscar Crino	2	David Ratcliffe	6	Stan Ackerley	28
Charlie Egan	2	Roger Romanowicz	6	Col Bennett	30
Peter Fuzes	2	Willie Rutherford	6	Murray Barnes	31
Sandi Irvine	2	Les Scheinflug	6	Jim Mackay	31
Ian Johnson	2	Pat Hughes	7	Peter Ollerton	31
Paul Kay	2	Frank Micic	7	Billy Vojtec	31
Mark Koussas	2	Theo Seleimidis	7	Ray Richards	32
Grant Lee	2	Danny Walsh	7	Gary Byrne	33
Ted de Lyster	2	George Christopoulos	8	John Kosmina	34
Ken Murphy	2	Jim Fraser	8	Doug Utjesenovic	34
Bill Rogers	2	Alan Niven	8	Adrian Alston	40
Geoff Sleight	2	Billy Rorke	8	John Warren	44
Marshall Soper	2	Archie Blue	9	Ray Baartz	48
Cliff Van Blerk	2	Martyn Crook	9	Manfred Schaefer	49
Dennis Yaager	2	Gary Marocchi	9	Jim Rooney	54
Jim Armstrong	3	Nigel Shepherd	9	Attila Abonyi	61
James Cant	3	Dick Van Alpen	9	Peter Wilson	63
John Giacometti	3	Peter Stone	11		
Ron Giles	3	Greg Woodhouse	11		
Terry Greedy	3	Peter Katholos	12		
Graham Jennings	3	David Mitchell	12		
David Jones	3	Steven Blair	13		
Kevin Mullen	3	Bobby Hogg	13		
Bodgen Nyskohus	3	Steve Perry	13		
		John Yzendoorn	13		

AUSTRALIA'S "A" INTERNATIONAL RECORD

(TO 1ST NOVEMBER 1983)

1922 v New Zealand	1-3 (Dunedin) 1-1 (Wellington) 1-3 (Auckland)	1955 v South Africa	0-3 (Brisbane) 0-2 (Melbourne) 0-8 (Adelaide) 0-6 (Sydney) 1-4 (Newcastle)
1923	2-1 (Brisbane) 2-3 (Newcastle) 1-4 (Sydney)	1956 v India	2-4 (Melbourne) Olympic Games
1924 v Canada	3-2 (Brisbane) 0-1 (Sydney) 4-1 (Sydney) 0-0 (Newcastle) 1-4 (Adelaide) 1-0 (Sydney)	v India	1-7 (Sydney)
1933 v New Zealand	4-2 (Brisbane) 6-4 (Sydney) 4-2 (Sydney)	v Japan	2-0 (Melbourne) Olympic Games
1936 v New Zealand	7-1 (Dunedin) 10-0 (Wellington) 4-1 (Auckland)	1958 v New Zealand	3-2 (Wellington) 2-2 (Auckland)
1937 v England (Amateurs)	5-4 (Sydney) 0-4 (Brisbane) 4-3 (Newcastle)	1965 v North Korea	1-6 (Phnom-Penh) World Cup 1-3 (Phnom-Penh) World Cup 0-0 (Phnom-Penh) 0-1 (Hong Kong) 3-1 (Hong Kong)
1938 v India	5-3 (Sydney) 4-4 (Brisbane) 1-4 (Newcastle) 5-4 (Sydney) 3-1 (Melbourne)	v Cambodia	1-0 (Ipoh)
1947 v South Africa	1-2 (Sydney) 2-4 (Brisbane) 3-3 (Sydney) 5-1 (Newcastle) 1-2 (Sydney)	v Hong Kong	3-0 (Ipoh)
1948 v New Zealand	6-0 (Wellington) 7-0 (Christchurch) 4-0 (Wellington) 8-1 (Auckland)	v Malaysia	2-0 (Djakarta) 3-1 (Djakarta)
1950 v South Africa	2-3 (Durban) 1-2 (Johannesburg) 2-1 (Port Elizabeth) 2-0 (Capetown)	1967 v Indonesia	1-0 (Saigon) 4-0 (Kuala Lumpur)
1950 v Rhodesia	5-0 (Salisbury) 4-1 (Bulawayo)	v Malaysia	5-3 (Saigon) 5-1 (Saigon) 6-1 (Singapore) 3-2 (Saigon) 1-0 (Saigon) 0-1 (Sydney) 1-2 (Adelaide) 0-2 (Melbourne) 2-2 (Sydney) 3-1 (Melbourne) 1-3 (Adelaide) 1-0 (Sydney) 2-2 (Brisbane) 0-2 (Melbourne)
1954 v New Zealand	1-2 (Melbourne) 4-1 (Brisbane) 4-1 (Sydney)	v New Zealand	3-1 (Seoul) World Cup 1-1 (Seoul) World Cup 2-1 (Seoul) World Cup 1-1 (Seoul) World Cup 0-0 (Lorenco Marques) World Cup 1-1 (Lorenco Marques) World Cup 3-1 (Lorenco Marques) World Cup 0-1 (Tel Aviv) World Cup 1-1 (Sydney) World Cup 2-1 (Tehran) 0-1 (Tel Aviv) 3-1 (Athens) 0-3 (Mexico City) 2-2 (Brisbane) 1-0 (Sydney) 1-3 (Melbourne)
		v Singapore	
		v Singapore	
		v South Korea	
		v South Vietnam	
		v Scotland	
		1968 v Japan	
		1969 v Greece	
		v Japan	
		v South Korea	
		v Rhodesia	
		v Israel	
		1970 v Iran	
		v Israel	
		v Greece	
		v Mexico	
		1971 v Israel	

INTERNATIONAL MATCHES PLAYED BY AUSTRALIA

1972 v Indonesia	4-1 (Djakarta)	v Fiji	0-1 (Suva)
v New Zealand	3-1 (Djakarta)	v New Zealand	3-1 (Sydney) World Cup
v South Vietnam	1-0 (Saigon)	v New Zealand	1-1 (Auckland) World Cup
v South Korea	1-1 (Seoul)	v Hong Kong	3-0 (Adelaide) World Cup
	2-0 (Seoul)	v Iran	0-1 (Melbourne) World Cup
v Philippines	6-0 (Manila)	v South Korea	2-1 (Sydney) World Cup
1973 v Bulgaria	2-2 (Sydney)	v Kuwait	1-2 (Sydney) World Cup
	1-3 (Adelaide)	v South Korea	0-0 (Seoul) World Cup
	0-2 (Melbourne)	v Hong Kong	5-2 (Hong Kong) World Cup
v Iraq	3-1 (Sydney) World Cup	v Singapore	2-0 (Singapore)
"	0-0 (Melbourne) World Cup	v Kuwait	0-1 (Kuwait) World Cup
v New Zealand	1-1 (Auckland) World Cup	v Iran	0-1 (Tehran) World Cup
" "	3-3 (Sydney) World Cup	1978 v Greece	0-1 (Adelaide)
v Indonesia	2-1 (Sydney) World Cup	1979 v New Zealand	0-1 (Auckland)
"	6-0 (Sydney) World Cup	v Taiwan	2-0 (Taipei)
v Iran	3-0 (Sydney) World Cup	1980 v Czechoslovakia	0-4 (Canberra)
"	0-2 (Tehran) World Cup		0-5 (Sydney)
v South Korea	0-0 (Sydney) World Cup		2-2 (Melbourne)
" "	2-2 (Seoul) World Cup	v England	1-2 (Sydney)
" "	1-0 (Hong Kong) World Cup	v Northern Ireland	1-2 (Sydney)
v Uruguay	0-0 (Melbourne)		1-1 (Melbourne)
"	2-0 (Sydney)		1-2 (Adelaide)
v Indonesia	2-1 (Djakarta)	v Mexico	2-2 (Sydney)
v Israel	1-2 (Tel Aviv)		1-1 (Melbourne)
v East Germany	0-2 (Hamburg) World Cup	v Greece	3-3 (Athens)
v West Germany	0-3 (Hamburg) World Cup	v England	0-1 (Birmingham)
v Chile	0-0 (West Berlin) World Cup	v Israel	1-0 (Tel Aviv)
		v Hong Kong	0-1 (Hong Kong)
1975 v USSR	0-0 (Perth)	v Indonesia	1-1 (Djakarta)
v USSR	0-3 (Adelaide)	1981 v New Zealand	3-3 (Auckland) World Cup
v USSR	1-2 (Melbourne)	" "	0-2 (Sydney) World Cup
v USSR	0-0 (Brisbane)		2-0 (Melbourne) World Cup
v USSR	2-3 (Sydney)	v Indonesia	3-2 (Adelaide) World Cup
v USSR	1-1 (Newcastle)	v Taiwan	4-1 (Suva) World Cup
1976 v New Zealand	1-0 (Auckland)	v Fiji	10-0 (Melbourne) World Cup
v New Zealand	3-1 (Melbourne)	"	0-1 (Surabaya) World Cup
v Hong Kong	0-1 (Canberra)	v Indonesia	0-0 (Taipei) World Cup
v Hong Kong	2-0 (Gosford)	v Taiwan	5-0 (Singapore)
v Indonesia	1-1 (Djakarta)	1982 v Thailand	2-0 (")
v Singapore	1-0 (Singapore)	v Indonesia	5-0 (")
v Hong Kong	2-0 (Hong Kong)	v Malaysia	3-2 (")
v Israel	1-1 (Tel Aviv)	v South Korea	1-2 (Auckland)
1977 v Israel	1-1 (Melbourne)	1983 v New Zealand	0-2 (Melbourne)
v Israel	1-1 (Sydney)	v New Zealand	0-0 (Sydney)
v Taiwan	3-0 (Ba, Fiji) World Cup	v England	0-1 (Brisbane)
v Taiwan	2-1 (Ba, Fiji) World Cup	v England	1-1 (Melbourne)